

# Utile 48 in. Composite Direct-to-Stud Back Wall

Model number:	103411
---------------	--------

Dimensions:	48" x 1.125" x 80"	Installation:	Direct-to-Stud	Material:	Composite
-------------	--------------------	---------------	----------------	-----------	-----------



## Standard Features:

- Realistic looking tile and grout
- Solid, one-piece walls: sturdy and durable
- Mistake-proof Ulok system makes assembly simple and quick
- Corner or alcove shower installation
- 10-year warranty
- 1 corner shelf included

## Product characteristics:

- Made in North America
- Direct-to-Stud Installation
- Award Winner

## Warranty:

10 Years

## Certifications



ne or more of the following certifications:

## Recommended products (Visit our website for a complete list of our recommended products)

No	Description
<input type="checkbox"/> 138998	Halo Return Panel for 32 in. Base
<input type="checkbox"/> 136671	Reveal 71 44-47 x 71 ½ in. 8mm Pivot Shower Door for Alcove Installation
<input type="checkbox"/> 136673	Reveal 71 Return Panel for 32 in. Base

# Utile 48 in. Composite Direct-to-Stud Back Wall

Model number:

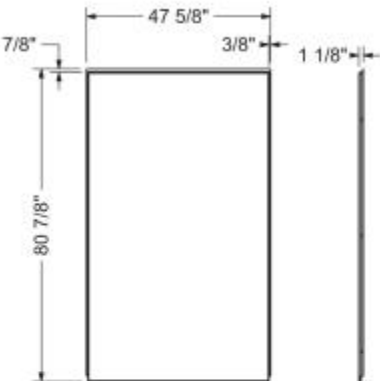
103411

Dimensions: 48" x 1.125" x 80"

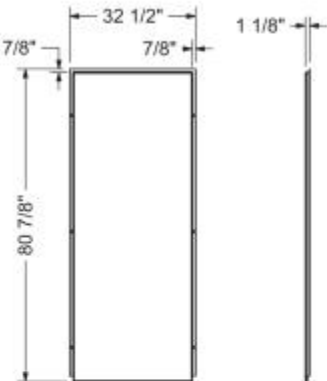
Installation: Direct-to-Stud

Material: Composite

BACK WALL



SIDE WALL



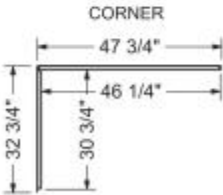
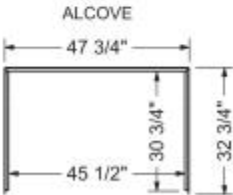
## Dimensions

48 x 1 1/4 x 80 In.  
(1219 x 29 x 2032 mm)

## Weight

77 lbs - 35 kg

TOP VIEW (ASSEMBLED)



This product is designed to be installed in a building that conforms with the requirements of the National Building Code of Canada 2005  
All dimensions are approximate. Structure measurements must be verified against the unit to ensure proper fit.

Project: \_\_\_\_\_

Contractor: \_\_\_\_\_

Representative: \_\_\_\_\_

Date: \_\_\_\_\_

Tel: \_\_\_\_\_

Notes: \_\_\_\_\_

\_\_\_\_\_

\_\_\_\_\_