

Exhibit 7236 Acrylic Drop-in Bathtub

Model number:	106181
---------------	--------

Dimensions:	71.875" x 36" x 18"	Installation:	Drop-in	Material:	Acrylic
-------------	---------------------	---------------	---------	-----------	---------



Standard Features:

- Rectangular shape bathtub
- Drop-in or alcove installation with tiling flange
- Minimalist look with discreet armrests and textured floor
- End drain

Product characteristics:

- Made in Canada
- Integrated Armrest
- Therapy System Available




Systems:

- Whirlpool
- Product Pack
- Combined Whirlpool/Aeroeffect
- Aeroeffect



Warranty:

- 25 Years

Standard Colors:

		
White (001)	Bone (004)	Biscuit (007)

Certifications



ne or more of the following certifications:

Exhibit 7236 Acrylic Drop-in Bathtub

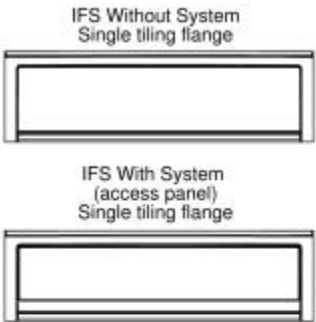
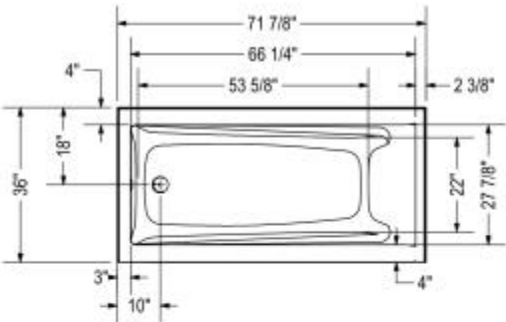
Model number:

106181

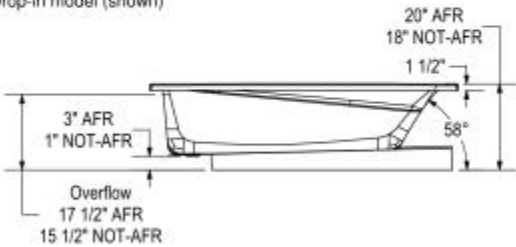
Dimensions: 71.875" x 36" x 18"

Installation: Drop-in

Material: Acrylic

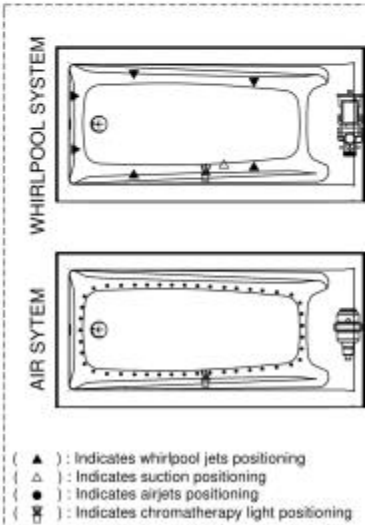


1" Single integrated tiling flange (not shown)
Drop-in model (shown)



Technical drawing is universal for all Exhibit 7236 configurations.
Wood support design may vary.
Single integrated tiling flange: 1" height x 1/4" thickness (not shown)

All dimensions are approximate.
Structure measurement must be verified against the unit to ensure proper fit.



- (▲) : Indicates whirlpool jets positioning
- (△) : Indicates suction positioning
- (●) : Indicates airjets positioning
- (☒) : Indicates chromatherapy light positioning

Dimensions

72 x 36 x 18 In.
(1826 x 914 x 457 mm)

Water Capacity

64 gallons - 241 liters

Weight

83 lbs - 37.64 kg

Bathing Well

66 1/4 In. x 28 In.
(1683 mm x 708 mm)

Deep Sump Height

16.375 In. - 416 mm

Deck Width

4 In. - 102 mm

Drain location:

End

Project: _____

Contractor: _____

Representative: _____

Date: _____

Tel: _____

Notes: _____
