

B3Round 6032 Acrylic Configurable Shower Base

Model number:	410005
---------------	--------

Dimensions:	59.875" x 31.875" x 4"	Installation:	Material:	Acrylic
-------------	------------------------	---------------	-----------	---------



Standard Features:

- Acrylic rectangular shower base with round drain
- Smooth floor
- Right, left or back end drain
- Certain configurations available with Stabili-T anti-slip bottom meeting ADA, ANSI or CSA standards
- Drain not included
- 3" threshold base


Product characteristics:


- Made in North America
- Utile Compatible
- Bestseller


Warranty:

25 Years



Standard Colors:


White (001)


Bone (004)


Biscuit (007)

Certifications



ne or more of the following certifications:

Recommended products (Visit our website for a complete list of our recommended products)

No	Description
<input type="checkbox"/> 138475	Vela 56 ½-59 x 78 ¾ in. 8mm Sliding Shower Door with Towel Bar for Alcove Installation
<input type="checkbox"/> 134675	Kameleon SC 55-59 x 71 in. 8 mm Sliding Shower Door for Alcove Installation
<input type="checkbox"/> 137504	Edge Duo 42 x 75 in. 8 mm Pivot Shower Shield

B3Round 6032 Acrylic Configurable Shower Base

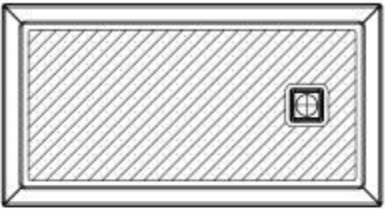
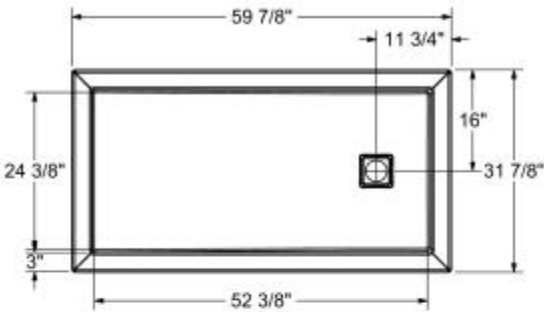
Model number:

410005

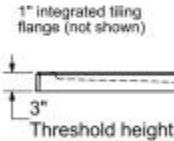
Dimensions: 59.875" x 31.875" x 4"

Installation:

Material: Acrylic



The hatched area represent the anti-slip surface



Dimensions

60 x 32 x 4 In.
(1521 x 810 x 102 mm)

Weight

55 lbs - 24.94 kg

Shape

Rectangular

Drain location:

Back End

Left

Right

This technical drawing is universal for every 6032 configuration.

Integrated tiling flange : 1" height x 1/4" thick (not shown)
Tiling flange position is determined by chosen configuration.

All dimensions are approximate. Structure measurements must be verified against the unit to ensure proper fit.

Project: _____

Contractor: _____

Representative: _____

Date: _____

Tel: _____

Notes: _____
