



Masco Canada Limited
350 South Edgeware Road
St. Thomas, ON N5P 4L1

April 1st, 2019

Dear Valued Master Plumber Customer,

We are very excited to announce the availability of our NEW Master Plumber Price Book & Catalogue effective April 1st 2019. Master Plumber has a long history as a comprehensive plumbing and repair parts program customized for Canadian needs. We are proud to be able to bring you a New & Improved document format designed to help you find the right part quickly.

Here's a few of its great features:

- **Search Products Three Ways:** Our numerical price list, table of contents, and index break down our product offerings so you can easily jump to the product or category you need.
- **New Category Icons:** Help easily identify the sections within the catalogue.
- **New Photography:** Crisp photography of each product provides you with more information to make the right choice.
- **Actual Size Reference Section:** For some of the most frequently used cartridges, seats, washers and o-rings you can simply place product right on the page so you can compare parts one-on-one. No more guess work.
- **New Products:** We are also very happy to announce 43 NEW products launching with this new catalogue. They are all highlighted with the NEW Products Section, as well as within the main body of the catalogue.

This document is being made available in PDF format in mid March, with hardcopy shipping in mid April. On behalf of the over 400 employees at Masco Canada, we thank you for your continued dedication and commitment to the Master Plumber brand and repair parts program. If you have any questions, please don't hesitate to contact your Master Plumber representative.

Best Regards,

Sam Russo
Marketing Manager, Trade Sales
Masco Canada Limited

**Master
Plumber**



MKT-19-014E

Master Plumber[®]

Price Book & Catalogue

EFFECTIVE: APRIL 1, 2019

**THE
RIGHT
PARTS.
RIGHT HERE.**



masterplumber.ca

Master Plumber®

THE RIGHT PARTS. RIGHT HERE.

The comprehensive, quality backed, parts and accessories program customized for Canadian plumbing needs. Offering a wide range of universal fit and select OEM plumbing parts for both plumbing repair and installation.

Legend



Original Equipment Manufactured.



Product meets the requirement of the National Plumbing Codes.



This symbol indicates Compliance Solution for the 2014 No-Lead Requirements.

See **Actual Size**
REFERENCE

Actual size references are available on select products in section 11.

Table of Contents

NUMERICAL PRICE LIST	V		
NEW PRODUCTS	NP.1		
FAUCET REPAIR	1.1		
Cartridges & cartridge repair parts	1.1		
O-rings, o-ring assortments & gaskets	1.25		
Spouts & spout components	1.33		
Hoses & spray heads	1.34		
Aerators, aerator components & adapters	1.35		
Handles & handle componets	1.40		
TOILET REPAIR	2.1		
Tank levers & flush buttons	2.1		
Toilet mounting hardware	2.4		
Tank to bowl bolts, gaskets & components	2.6		
Flappers, tank balls & seat discs	2.8		
Flush valve assemblies & components	2.10		
Spud assemblies & washers	2.13		
Ballcock/fill valves & components	2.13		
Tank floats & rods	2.15		
Toilet mounting flanges, extension & repair kits	2.16		
Toilet & urinal setting seals	2.17		
Toilet seat bolts, hinges & bumpers	2.18		
Toilet paper rollers	2.19		
TUB & SHOWER REPAIR	3.1		
Cartridges, diverters & components	3.1		
Handles & handle sets	3.1		
Tub spouts, nipples & adapters	3.15		
Tub drain stoppers	3.17		
Shower drain strainers	3.19		
Shower heads & shower arms	3.19		
Shower diverters & flow controls	3.21		
Shower hoses & hose washers	3.21		
Hand shower kits & mounting bracket	3.21		
Diverter bathcock , adapter & coupling kit	3.22		
Shower curtain hooks, chain kit, rod & rod holders	3.22		
Shower stall drain assemblies	3.23		
Tub waste & overflow components	3.24		
		SINK & DRAINAGE REPAIR	4.1
		Drain stoppers, bead chain & chain couplers	4.1
		Crumb cups & basket strainers & strainer assemblies	4.2
		Tailpieces & branch connectors	4.6
		Pop ups & components	4.7
		Tubular drainage	4.9
		Pipe couplings & reducer couplings	4.11
		Sink basin rim & sink hold down clamps	4.11
		Slip joint nuts & washers	4.11
		Basin legs	4.13
		Check valve assemblies & automatic plumbing vent	4.13
		Drains covers & back flow preventers	4.14
		FLUSHOMETER REPAIR5.1
		WATER HEATER REPAIR	6.1
		FITTINGS	7.1
		WATER SUPPLY	8.1
		Escutcheons, flanges & cover tube	8.1
		Ice maker, humidifier & needle valve kits	8.2
		Washing machine fill, drain & utility hoses	8.2
		Back fow preventers & vacuum breaker	8.3
		Sediment faucet & drain caps	8.4
		Pipe suspension & hose clamps	8.4
		Tubing	8.5
		PLUMBING SUPPLIES	9.1
		PLUMBING TOOLS	10.1
		ACTUAL SIZE REFERENCE	11.1
		Faucet washers	11.1
		O-rings	11.2
		Faucet seats	11.4
		Cartridges, faucet balls & diverters	11.11
		INDEX	L
		CONTACT INFORMATION	LV
		TERMS & CONDITIONS	LIV

Product availability and configuration are subject to change without notice. Prices are subject to change without notice.

Product Offering

The Master Plumber program has a long history of providing a robust packaged parts program that is designed to meet the needs of contractors and plumbers.

- **Designed with Canada in mind:** Selected specifically for the Canadian market, our product management team continuously monitor the industry to ensure our repair and installation assortment supports both current and new product requirements.
- **OEM and Universal Models:** When only original parts will do, we offer an assortment of Original Equipment Manufactured (OEM) replacement parts and also versatile universal models that work with a wide variety of plumbing brands.
- **Certified Product:** We understand the importance of providing certified products that meet local, provincial and national codes. All of our certified products are clearly identified in the catalogue.

Packaging

- **Re-sealable Packaging:** Our handy re-sealable packaging not only helps keep parts organized between calls, it allows you to open and check parts before your purchase.
- **Manufacturer's Part Numbers:** Manufacturer's part numbers are displayed on our product packaging to help take away the guess work of selecting the right part.
- **Instructions and Diagrams:** Select packaging also offers instructions and line drawings to provide extra help back at the job site.
- **Product without packaging (also know as bulk):** is noted in the bulleted details of the product.

Catalogue Format

The Master Plumber catalogue is designed to help you find products quickly and ensure you find the right part.

Here's a few of its great features:

- **Search Products Three Ways:** Our table of contents, numerical price list and index break down our product offerings so you can easily jump to the product or category you need.
- **New Photography:** Crisp photography of each product provides you with more information to make the right choice.
- **Actual Size Photography Section:** For some of the most frequently used cartridges, seats, washers and O-rings you can simply place product right on the page so you can compare parts one-on-one. No more guess work.



NUMERICAL PRICE LIST

Model Number	Page Number	List Price	Universal Product Code	Model Number	Page Number	List Price	Universal Product Code
81	3.8	\$6.99	773497037902	174	1.33	\$46.58	773497039425
.86	3.8	\$6.99	773497038008	181	1.33	\$34.41	773497027989
104RK	1.44	\$20.00	773497061495	181B	1.33	\$42.69	773497028009
105RK	3.8	\$20.00	773497061501	.184	1.33	\$44.22	773497002924
106K	3.8	\$13.80	773497061075	184A	1.33	\$40.05	773497002931
108K	1.44	\$22.88	773497061082	184B	1.33	\$1.39	773497013753
109AK	3.8	\$11.59	773497048175	187C	1.34	\$31.29	773497038411
109CK	3.8	\$25.56	773497047215	.190	1.46	\$22.08	773497002986
109K	3.9	\$19.51	773497061099	192	1.46	\$17.53	773497003044
117	3.12	\$19.92	773497012633	195	3.15	\$17.34	773497003129
121	1.45	\$26.33	773497015221	195A	3.16	\$18.26	773497003136
122	1.45	\$10.25	773497002207	195B	3.15	\$21.50	773497030200
123A	1.42	\$3.01	773497013357	195C	3.16	\$3.53	773497038169
123B	1.42	\$8.43	773497002221	195D	3.15	\$48.82	773497028023
123BE	1.42	\$1.67	773497013364	195F	3.15	\$25.18	773497038282
124	1.42	\$10.34	773497002238	195G	3.6	\$4.32	773497013463
124B	1.42	\$3.22	773497013371	195H	3.14	\$4.28	773497035724
125	1.42	\$13.56	773497002245	195J	3.14	\$6.61	773497035007
126	1.43	\$18.46	773497002252	195L	3.14	\$6.56	773497035014
126B	3.5	\$5.30	773497002276	195M	3.14	\$5.71	773497035021
127	1.43	\$10.15	773497015238	195R	3.3	\$7.53	773497035038
127A	1.43	\$6.99	773497015245	195T	3.3	\$10.07	773497035045
127B	1.43	\$1.76	773497002306	196	3.16	\$14.42	773497003143
127C	1.43	\$1.61	773497002313	.196A	3.17	\$16.10	773497013685
137AK	1.40	\$11.93	773497031504	196AA	3.16	\$13.36	773497013692
137BK	1.40	\$12.92	773497031511	.196B	3.17	\$14.23	773497013876
137CK	1.40	\$14.40	773497031528	.196C	3.17	\$13.48	773497013883
138AK	1.41	\$20.45	773497031535	.196D	3.16	\$22.05	773497013890
138BK	1.41	\$21.19	773497031542	196DA	3.16	\$11.90	773497015757
138CK	1.41	\$17.44	773497031559	196DB	3.17	\$2.99	773497059782
139	1.41	\$9.50	773497013418	196E	3.15	\$59.40	773497015764
141	1.40	\$15.08	773497039401	196Q	3.17	\$7.78	773497066308
142	3.1	\$15.67	773497039418	196QBN	3.17	\$10.00	773497066315
144A	1.44	\$14.92	773497002405	197	3.15	\$24.96	773497003228
145	1.44	\$13.53	773497015290	.197A	3.16	\$37.05	773497013906
151	1.45	\$12.67	773497027682	.197C	3.16	\$17.58	773497011650
152	1.45	\$12.94	773497027675	.198	3.17	\$5.28	773497015795
155	1.45	\$12.94	773497027712	.198A	3.24	\$26.49	773497013920
156	1.45	\$13.89	773497027729	.198C	3.24	\$2.78	773497003297
157K	1.44	\$10.29	773497043408	198EA	3.25	\$2.89	773497012893
162A	1.45	\$8.76	773497002566	198W	3.24	\$29.30	773497028030
162AA	1.46	\$2.19	773497013425	199	3.25	\$8.46	773497015801
163	1.46	\$8.63	773497002573	.199A	3.25	\$6.39	773497003310
163A	3.14	\$5.02	773497002580	199AS	3.25	\$2.67	773497012909
163B	3.14	\$18.67	773497002597	199AWS	3.25	\$6.99	773497041732
163E	1.46	\$1.66	773497013432	.199B	3.25	\$5.51	773497003334
163F	3.14	\$6.04	773497013449	199BWS	3.25	\$6.51	773497041749
163G	1.46	\$2.67	773497013456	.199C	3.26	\$2.27	773497003341
163N	3.14	\$3.81	773497031566	.199D	3.24	\$1.87	773497003358
164	1.41	\$19.93	773497002603	199E	3.26	\$11.96	773497003365
.165	1.41	\$19.51	773497002610	199L	3.6	\$4.23	773497013470
166A	3.4	\$22.88	773497015382	199TT	3.24	\$30.37	773497012749
167	1.41	\$27.11	773497002627	199TW	3.26	\$2.12	773497013487
167B	1.41	\$18.45	773497002641	.200	2.1	\$6.58	773497003396
167C	3.4	\$17.73	773497002658	200AK	2.2	\$5.31	773497013494
167Q	3.5	\$37.10	773497047246	200BK	2.2	\$6.25	773497015825
168B	1.43	\$2.22	773497002665	200CB	2.1	\$6.84	773497031580
168C	1.43	\$2.12	773497002672	200CP	2.2	\$4.73	773497015832
171A	1.46	\$5.95	773497015412	200CW	2.1	\$4.91	773497031597
171B	1.46	\$5.95	773497015429	200EL	2.3	\$15.71	773497028054
171TC	1.44	\$18.22	773497031344	200FK	2.2	\$6.25	773497003488
171TH	1.44	\$18.22	773497031351	200KHC	2.3	\$35.85	773497041190
173	1.33	\$32.71	773497002726	200MC	2.3	\$8.26	773497060917
173H	1.34	\$122.55	773497027521	200MW	2.4	\$8.90	773497060924
173K	1.34	\$21.54	773497038374	200TL	2.1	\$7.04	773497015900

NUMERICAL PRICE LIST



Model Number	Page Number	List Price	Universal Product Code	Model Number	Page Number	List Price	Universal Product Code
200W	2.2	\$3.89	773497003556	218D	2.11	\$15.72	773497039494
201	2.1	\$8.73	773497003563	218E	2.11	\$15.72	773497039500
201A	2.2	\$12.54	773497003570	218F	2.11	\$2.54	773497046805
201AK	2.2	\$4.70	773497015917	218FD	2.11	\$41.34	773497040759
201BK	2.2	\$3.72	773497003600	218PL	2.11	\$25.15	773497040995
201BN	2.1	\$17.32	773497040315	220	2.12	\$20.40	773497016112
201CK	2.2	\$6.16	773497003624	220A	2.12	\$20.59	773497016129
201CP	2.1	\$8.83	773497041206	220B	2.12	\$16.65	773497004041
201CW	2.1	\$7.58	773497041213	220C	2.12	\$18.25	773497016136
201EL	2.3	\$15.94	773497030781	220D	2.12	\$10.49	773497004065
201FL	2.3	\$22.12	773497040766	225D	2.17	\$33.38	773497066353
201GK	2.3	\$6.16	773497003679	226	2.17	\$3.21	773497004119
201KHC	2.3	\$31.41	773497041220	227	2.17	\$3.85	773497004126
201R	2.3	\$36.02	773497040810	227B	2.17	\$11.67	773497066360
201S	2.3	\$28.41	773497041022	228E	2.13	\$19.64	773497004164
201T	2.3	\$18.78	773497038596	228FK	2.14	\$22.74	773497046980
201TC	2.4	\$53.44	773497066322	228GK	2.14	\$10.54	773497044436
201TL	2.1	\$4.63	773497016044	229	2.14	\$18.02	773497004201
201VCK	2.4	\$15.93	773497059836	229A	2.15	\$1.59	773497004218
201VWK	2.4	\$15.41	773497059843	229BK	2.13	\$22.41	773497047055
205	2.4	\$6.53	773497003808	229J	2.13	\$21.46	773497031603
206	2.4	\$5.92	773497003822	229L	2.14	\$17.06	773497030545
206L	2.5	\$7.51	773497012343	230	2.12	\$2.14	773497016150
207	2.4	\$3.01	773497003839	230A	2.12	\$3.18	773497039517
207B	2.6	\$17.84	773497066339	230AS	2.11	\$12.71	773497040377
207C	2.6	\$22.24	773497066346	230B	2.11	\$2.12	773497041664
208	2.6	\$10.25	773497003846	231	2.13	\$2.34	773497016167
209	2.6	\$11.75	773497003853	231A	2.13	\$3.29	773497016174
209A	2.6	\$12.15	773497003860	231B	2.13	\$2.14	773497016181
209BF	2.6	\$4.06	773497003877	231C	2.13	\$2.42	773497016198
209C	2.6	\$5.23	773497039814	231D	2.13	\$2.35	773497016204
209KH	2.7	\$38.52	773497041237	233	2.7	\$1.87	773497004317
210	2.8	\$30.95	773497027736	234	2.7	\$2.77	773497004324
210TK	2.10	\$13.60	773497047284	234A	2.7	\$4.68	773497041251
211	2.7	\$20.35	773497003884	235	2.15	\$1.36	773497013760
211BCA	2.7	\$23.94	773497064267	237	2.14	\$5.89	773497016228
211FK	2.7	\$27.46	773497046973	239	2.14	\$4.28	773497004379
211L	2.7	\$20.84	773497041060	240	2.14	\$4.35	773497016242
212	2.10	\$11.07	773497003891	244	2.13	\$8.87	773497004430
212A	2.9	\$12.85	773497040353	245K	2.14	\$4.85	773497043316
212ELK	2.9	\$13.25	773497046942	258	2.5	\$3.24	773497004553
212K	2.10	\$6.00	773497003907	258A	2.5	\$3.29	773497004560
213	2.10	\$3.94	773497003914	258C	2.5	\$3.43	773497004591
213A	2.9	\$5.00	773497035922	258S	2.5	\$5.00	773497042821
213C	2.8	\$1.97	773497034628	259S	2.5	\$2.81	773497041671
213E	2.10	\$4.30	773497038572	260	2.18	\$5.80	773497004669
213HL	2.8	\$8.97	773497040865	260B	2.18	\$2.87	773497004683
213KH	2.10	\$36.51	773497041244	260C	2.18	\$2.87	773497039593
213L	2.8	\$5.59	773497038473	260D	2.18	\$5.25	773497047727
213PL	2.9	\$13.18	773497040971	260SW	2.18	\$2.03	773497016457
214	2.8	\$3.38	773497003921	261	2.18	\$5.37	773497004706
214A	2.9	\$3.16	773497003938	262A	2.18	\$10.29	773497004744
214AA	2.9	\$3.01	773497003945	263	2.19	\$1.79	773497004751
214AAL	2.9	\$4.13	773497038510	263CP	2.19	\$3.29	773497031627
214AL	2.9	\$4.13	773497038503	264	2.15	\$3.20	773497016495
214BK	2.10	\$13.82	773497059867	265	2.16	\$3.51	773497004775
214C	2.11	\$4.97	773497016075	266A	2.16	\$2.29	773497016518
214CP	2.8	\$16.48	773497043675	267	2.10	\$3.21	773497004805
214D	2.11	\$3.88	773497030293	280	7.1	\$1.66	773497005017
214H	2.8	\$4.66	773497038480	280A	7.1	\$1.67	773497012961
214L	2.8	\$5.74	773497038497	281	7.1	\$2.54	773497005024
214T	2.9	\$3.85	773497039760	281A	7.1	\$2.59	773497012978
215A	2.10	\$4.03	773497003976	282	8.1	\$1.67	773497005031
.218	2.12	\$9.27	773497004010	282B	8.1	\$2.71	773497005048
218AK	2.11	\$22.53	773497047031	282C	8.1	\$2.71	773497013210

NUMERICAL PRICE LIST

Model Number	Page Number	List Price	Universal Product Code	Model Number	Page Number	List Price	Universal Product Code
282D	8.1	\$2.71	773497005055	.365	7.3	\$5.35	773497011902
282E	8.1	\$2.71	773497016662	365A	7.3	\$6.51	773497011919
282G	8.1	\$2.87	773497012329	365B	7.3	\$12.00	773497011926
282H	8.1	\$2.87	773497012336	365C	7.3	\$13.24	773497012886
282N	8.1	\$2.56	773497066636	366A	7.3	\$5.05	773497011940
282P	8.1	\$2.56	773497066643	366C	7.3	\$9.47	773497011964
287	2.16	\$29.90	773497024575	.367	7.3	\$3.36	773497011971
289A	2.16	\$16.69	773497066391	367B	7.3	\$3.66	773497011995
289B	2.16	\$10.04	773497066407	367C	7.4	\$3.66	773497012008
290CP	8.2	\$4.78	773497016693	367F	7.4	\$6.44	773497012039
299	7.2	\$9.68	773497041114	368	7.1	\$3.27	773497012046
299A	7.2	\$9.55	773497041121	368A	7.1	\$3.23	773497012053
301	1.47	\$3.21	773497005208	369	7.4	\$2.78	773497012060
303	4.8	\$2.07	773497005239	369A	7.4	\$3.29	773497012077
303A	4.9	\$2.44	773497016785	369B	7.3	\$3.29	773497012084
303B	4.9	\$1.61	773497028566	369C	7.4	\$4.03	773497012091
305	4.1	\$2.99	773497016808	369E	7.4	\$6.93	773497012114
306	4.1	\$3.01	773497016815	369G	7.4	\$4.81	773497012138
307	4.1	\$2.25	773497005284	370A	7.5	\$4.15	773497012152
307B	4.1	\$6.82	773497016839	370B	7.4	\$4.40	773497012169
307D	4.1	\$2.54	773497005321	370C	7.5	\$6.42	773497012176
308	4.2	\$1.97	773497005338	.371	7.5	\$2.19	773497012206
308C	4.3	\$3.49	773497031634	371A	7.6	\$2.61	773497012213
308SSM	4.3	\$8.76	773497042760	371B	7.6	\$3.12	773497012220
309	1.35	\$3.93	773497005345	.372	7.6	\$3.05	773497012237
310	1.35	\$4.11	773497005352	372A	7.6	\$2.54	773497012244
313	4.9	\$12.83	773497016884	372C	7.6	\$3.05	773497012251
314	4.9	\$15.55	773497016891	372D	7.6	\$2.69	773497012268
316	4.9	\$23.42	773497016914	372E	7.6	\$3.27	773497012275
316A	4.9	\$25.76	773497016921	372F	7.6	\$3.22	773497012282
317	4.12	\$3.72	773497005444	372G	7.6	\$4.30	773497012299
318	4.13	\$4.93	773497005451	373	7.6	\$3.93	773497013197
318A	4.11	\$9.26	773497016938	373A	7.7	\$4.88	773497013203
319	4.9	\$16.89	773497016952	374	7.5	\$2.10	773497013234
319A	4.9	\$25.00	773497016969	374A	7.5	\$2.31	773497013241
320	4.9	\$18.82	773497016976	375A	7.5	\$3.68	773497013272
321	4.9	\$19.97	773497016990	375B	7.5	\$3.88	773497013289
322	4.10	\$22.34	773497017003	375C	7.5	\$6.60	773497013296
323	4.10	\$25.92	773497017010	.400	1.36	\$4.11	773497005871
324	4.10	\$32.25	773497017027	400A	1.37	\$9.30	773497005888
327W/P	7.9	\$7.46	773497040834	400C	1.38	\$14.20	773497039302
331	7.4	\$11.40	773497017126	400D	1.37	\$6.47	773497040360
332	7.4	\$11.71	773497017133	400K	1.36	\$3.29	773497035953
333	7.5	\$9.17	773497005697	401	1.35	\$3.89	773497005895
336	7.5	\$11.09	773497005727	401A	1.38	\$1.12	773497005901
337	7.2	\$14.17	773497005734	401K	1.36	\$3.06	773497035960
338	7.3	\$16.03	773497005741	401S	1.38	\$1.44	773497017195
339	7.1	\$1.90	773497005758	401SW	1.38	\$1.65	773497034635
341D	7.1	\$1.39	773497005796	401T	1.38	\$22.08	773497031368
342	7.2	\$6.01	773497005802	401TA	1.38	\$7.10	773497031375
342A	7.2	\$4.02	773497011735	401TS	1.39	\$6.42	773497031382
342B	7.2	\$5.93	773497011742	402	1.35	\$4.15	773497017201
342C	7.2	\$6.29	773497011759	403	1.39	\$6.27	773497005932
342D	7.2	\$6.16	773497011766	404	1.39	\$6.03	773497005949
344	4.8	\$5.69	773497030309	406	1.39	\$6.86	773497017232
345CPA	4.7	\$32.41	773497046898	407	1.39	\$9.50	773497017249
345PLBN	4.7	\$36.53	773497066414	407A	1.39	\$8.78	773497017256
346	4.8	\$10.37	773497005857	407B	1.39	\$16.93	773497017263
347	4.8	\$16.85	773497017188	408	1.39	\$7.96	773497006014
348BN	4.8	\$46.67	773497066421	409	1.39	\$3.46	773497017270
348CP	4.8	\$42.22	773497066438	410	1.39	\$2.96	773497017294
354W	4.11	\$19.78	773497030460	411	1.40	\$5.05	773497006069
355	4.11	\$8.11	773497030316	411A	1.40	\$9.45	773497017317
358	4.11	\$4.08	773497024568	412	1.40	\$5.60	773497006083
360	7.1	\$1.88	773497011780	412A	4.6	\$4.68	773497017324

NUMERICAL PRICE LIST



Model Number	Page Number	List Price	Universal Product Code	Model Number	Page Number	List Price	Universal Product Code
412B	4.6	\$6.95	773497044429	.500	3.17	\$3.53	773497017737
413	4.6	\$21.28	773497006106	500A	4.2	\$3.85	773497024544
414	4.6	\$37.38	773497017331	500B	3.18	\$4.06	773497024551
414A	4.6	\$30.05	773497017348	.501	3.18	\$2.01	773497006823
415	4.3	\$1.89	773497006137	501A	3.17	\$3.82	773497017744
415A	4.3	\$2.32	773497017355	501B	4.2	\$1.90	773497006847
417	3.17	\$3.27	773497017386	501C	4.1	\$3.33	773497017751
418	4.3	\$6.04	773497006182	.502	4.2	\$2.16	773497006861
419	4.4	\$6.04	773497006199	502HS	3.19	\$2.47	773497006885
419SSM	4.4	\$6.19	773497042807	502HSM	3.19	\$12.53	773497042814
.420	4.4	\$6.04	773497006205	503	3.20	\$11.08	773497006892
420A	4.4	\$6.36	773497006212	503B	3.20	\$10.02	773497017805
420C	4.4	\$7.27	773497006236	503BN	3.20	\$12.53	773497041305
420D	4.4	\$7.58	773497039166	503C	3.20	\$1.59	773497006953
420E	4.4	\$12.91	773497039746	503J	3.21	\$8.05	773497017829
420F	4.4	\$12.31	773497041299	504	3.22	\$2.56	773497007011
420S	4.4	\$12.68	773497048137	504C	3.22	\$3.98	773497007028
424	4.11	\$1.52	773497006274	505AK	3.19	\$17.76	773497031214
425	4.11	\$1.49	773497006281	505B	3.19	\$6.62	773497007042
426	4.11	\$4.70	773497006298	505BA	3.19	\$10.95	773497042784
427BL	4.5	\$32.47	773497061136	505BB	3.19	\$10.49	773497017867
430	4.5	\$17.80	773497028504	505MX	3.19	\$18.80	773497038107
437	4.7	\$21.81	773497017485	507	3.20	\$34.89	773497017928
438A	4.12	\$1.42	773497006410	507A	3.20	\$17.58	773497017935
439A	4.12	\$1.48	773497006434	508	3.23	\$7.70	773497007189
441	1.47	\$1.82	773497006465	508B	3.23	\$3.53	773497012916
441A	1.47	\$1.73	773497006472	508C	3.23	\$5.67	773497012923
441B	1.47	\$2.05	773497006489	509B	3.21	\$24.15	773497007219
442	1.47	\$1.89	773497006496	509BWC	3.21	\$16.30	773497018017
443	4.6	\$2.22	773497017539	510	3.23	\$7.62	773497007233
444	4.6	\$3.46	773497017546	511	3.23	\$7.62	773497007240
444A	4.6	\$1.76	773497006526	511BB	3.23	\$5.80	773497059775
445	4.6	\$5.72	773497006533	511C	3.21	\$17.76	773497018024
446	4.7	\$7.29	773497017553	511CS	3.21	\$19.80	773497018048
447	4.7	\$9.32	773497017560	511D	3.21	\$10.37	773497018055
449	4.13	\$3.85	773497006571	511E	3.21	\$11.77	773497007318
450	4.13	\$4.11	773497006588	511K	3.23	\$24.36	773497066445
451	4.7	\$1.17	773497006601	511L	3.23	\$27.80	773497066452
452	4.13	\$3.33	773497006618	511RW	3.21	\$1.48	773497012985
453	4.13	\$3.45	773497006625	511SH	3.21	\$11.97	773497018079
454	1.34	\$19.88	773497006632	511SP	3.22	\$7.06	773497031740
454W	1.34	\$19.88	773497013173	511SW	3.22	\$15.99	773497018086
456	1.34	\$10.57	773497006656	511WBC	3.22	\$19.24	773497034642
456A	1.35	\$3.14	773497006663	514	1.46	\$2.21	773497007387
456CP	1.34	\$10.57	773497038466	514A	1.46	\$2.21	773497007394
456W	1.35	\$10.57	773497013180	515	1.47	\$2.69	773497018116
460	4.13	\$3.05	773497017645	517	1.47	\$2.21	773497007424
469	1.37	\$5.13	773497042838	521A	6.2	\$6.95	773497047086
.470	1.37	\$9.08	773497039210	.522	8.2	\$9.90	773497007486
471	1.36	\$3.98	773497039227	525	7.7	\$5.52	773497007516
.472	1.36	\$4.23	773497039234	526	7.7	\$5.50	773497007523
.474	1.37	\$9.78	773497039241	526A	7.7	\$5.35	773497013500
475	1.37	\$12.61	773497039258	527	7.7	\$4.63	773497007530
.476	1.37	\$14.81	773497039265	528	7.7	\$5.67	773497007547
477	1.37	\$16.39	773497039272	528A	7.8	\$6.47	773497013517
478	1.38	\$17.99	773497039289	528B	7.8	\$7.62	773497013524
.479	1.38	\$15.79	773497039296	529	7.8	\$7.27	773497007554
480	1.35	\$13.07	773497030217	529A	7.8	\$6.22	773497007561
481	1.36	\$13.07	773497030224	529B	7.7	\$12.72	773497007578
485	1.37	\$11.04	773497039463	529C	7.7	\$16.19	773497018192
486	1.37	\$11.04	773497039470	529D	7.8	\$7.49	773497007592
491	1.36	\$5.37	773497017683	529E	7.8	\$8.24	773497007608
492	1.36	\$5.49	773497017690	529F	7.8	\$7.93	773497018208
498	1.34	\$176.91	773497031429	529G	7.8	\$7.81	773497018215
499	1.34	\$205.86	773497031436	530	7.8	\$6.14	773497007639

NUMERICAL PRICE LIST

Model Number	Page Number	List Price	Universal Product Code	Model Number	Page Number	List Price	Universal Product Code
531	8.2	\$1.86	773497007646	621A	1.23	\$3.27	773497013623
531A	8.2	\$8.91	773497031665	622	1.23	\$3.82	773497013630
531B	8.2	\$12.56	773497031672	623	1.21	\$3.12	773497008353
531C	8.3	\$11.18	773497031689	624	1.23	\$3.12	773497008360
531D	8.3	\$14.36	773497039203	627	1.31	\$3.12	773497008391
531DA	7.9	\$12.04	773497039555	628	1.31	\$2.36	773497008407
531DF	7.9	\$10.76	773497028467	629	1.32	\$2.01	773497008414
531E	8.3	\$13.19	773497031696	632	1.32	\$2.03	773497008445
531EL	8.3	\$3.53	773497038404	634A	1.32	\$3.85	773497018437
531FW	8.2	\$3.29	773497007707	636	4.12	\$1.34	773497018444
531G	8.3	\$20.27	773497039197	637	4.12	\$1.34	773497018451
531KT	8.3	\$21.98	773497039661	639	1.25	\$1.74	773497008520
531RW	8.2	\$2.93	773497024582	640	1.26	\$1.74	773497008537
532	8.3	\$4.50	773497007714	641	1.26	\$1.74	773497008544
532B	8.3	\$49.39	773497039135	642	1.25	\$1.74	773497008551
533A	4.2	\$1.52	773497007738	643	1.26	\$1.74	773497008568
534A	4.2	\$1.61	773497007752	644	1.25	\$1.74	773497008575
535A	4.2	\$1.65	773497007776	645	1.26	\$1.74	773497008582
536A	3.18	\$1.50	773497007790	.646	1.26	\$1.74	773497008599
537A	3.18	\$1.73	773497007813	.647	1.25	\$1.74	773497008605
538A	3.18	\$1.76	773497007837	648	1.25	\$1.74	773497008612
539A	3.18	\$1.90	773497007851	.649	1.25	\$1.81	773497008629
540A	3.18	\$1.82	773497007875	650	1.26	\$1.81	773497008636
545WP	4.14	\$5.47	773497035052	651K	1.26	\$10.10	773497061044
595	8.4	\$4.07	773497066469	655	3.13	\$4.17	773497018505
595A	8.4	\$4.13	773497066476	656	3.14	\$3.76	773497018512
595B	8.4	\$6.67	773497066483	659	1.26	\$2.38	773497028511
595C	8.4	\$4.42	773497066490	659A	1.26	\$2.38	773497028528
595D	8.4	\$4.93	773497066506	665B	4.8	\$23.91	773497012947
595E	8.4	\$5.38	773497066513	666	4.8	\$25.94	773497008803
596	8.5	\$13.82	773497066520	700	1.20	\$209.32	773497018543
596A	8.5	\$14.29	773497066537	700K	1.20	\$75.67	773497018550
596B	8.4	\$11.96	773497066544	703	1.18	\$30.29	773497018574
596C	8.5	\$9.89	773497066551	715	1.26	\$128.10	773497018727
596D	8.5	\$16.80	773497066568	716	1.27	\$67.75	773497018734
596E	8.5	\$17.84	773497066575	717	1.30	\$1.90	773497018741
596F	8.5	\$19.02	773497066582	721	1.28	\$5.35	773497009107
596G	8.5	\$19.93	773497066599	723	1.27	\$5.35	773497009121
597	8.5	\$31.20	773497066728	724	1.28	\$5.35	773497009138
597A	8.6	\$40.16	773497059874	725	1.28	\$5.35	773497018796
597B	8.6	\$46.71	773497059898	726	1.28	\$5.35	773497018802
597C	8.6	\$64.58	773497059904	732	1.28	\$5.67	773497018864
597D	8.6	\$98.04	773497059911	733	1.33	\$65.56	773497018901
597E	8.6	\$112.13	773497059928	737	1.32	\$6.49	773497018949
597F	8.5	\$31.18	773497059935	737T	1.32	\$6.20	773497031399
597G	8.5	\$26.69	773497059942	738T	1.32	\$6.17	773497031405
600	1.31	\$2.56	773497008087	742	1.23	\$122.88	773497019007
601	1.31	\$3.03	773497008094	744	1.23	\$58.18	773497019021
605	1.20	\$1.56	773497008179	746	1.24	\$71.61	773497019045
606	1.20	\$2.14	773497008186	747	1.22	\$21.81	773497019083
607	1.20	\$2.14	773497008193	749	1.22	\$21.81	773497009497
608	1.21	\$2.14	773497008209	767T	1.32	\$4.53	773497031412
609	1.21	\$2.14	773497008216	775F	1.25	\$2.16	773497013678
610	1.21	\$2.37	773497008223	781	1.19	\$379.17	773497020133
611	1.21	\$2.65	773497013531	789	1.24	\$4.17	773497027538
612	1.21	\$2.44	773497013548	790	1.24	\$2.04	773497020157
612A	1.21	\$2.44	773497013555	791	1.24	\$2.56	773497020164
614	1.21	\$2.05	773497013579	795	1.20	\$5.77	773497010592
615	1.22	\$2.05	773497008278	796	9.1	\$10.54	773497030330
616	1.22	\$1.90	773497008285	815	3.22	\$27.90	773497030286
617	1.22	\$2.14	773497008292	.900	5.1	\$24.50	773497020201
618	1.23	\$2.14	773497013586	901	5.1	\$50.09	773497013647
619	1.23	\$2.14	773497013593	901A	5.1	\$24.47	773497030910
620	1.23	\$2.37	773497013609	.902	5.1	\$96.58	773497020218
621	1.23	\$2.19	773497013616	903	5.1	\$7.41	773497013654

NUMERICAL PRICE LIST



Model Number	Page Number	List Price	Universal Product Code	Model Number	Page Number	List Price	Universal Product Code
904	5.1	\$16.61	773497013661	BE-1	1.2	\$14.50	773497039364
904K	5.1	\$9.53	773497061983	BE-2	1.2	\$14.50	773497039371
905	5.1	\$45.96	773497020225	CB-1X	1.3	\$36.61	773497043873
906	5.1	\$106.11	773497020232	CB-2X	1.3	\$36.61	773497043880
906A	5.2	\$100.14	773497020249	CB-3X	1.3	\$39.31	773497044566
908	5.2	\$16.23	773497020263	CB-4X	1.3	\$39.31	773497044573
911	5.2	\$87.90	773497020294	CR-1	1.3	\$26.47	773497000166
912	5.2	\$163.29	773497020300	CR-1K	1.3	\$14.71	773497000173
922	5.2	\$5.35	773497020409	CR-2	1.3	\$26.47	773497000180
923	5.2	\$9.55	773497020416	CR-2K	1.3	\$14.71	773497000197
925	5.2	\$7.19	773497020430	CR-3K	1.4	\$4.09	773497014156
926K	5.2	\$40.55	773497047734	CR-4K	1.4	\$4.09	773497014170
927K	5.2	\$30.99	773497047741	CR-7K	1.4	\$74.68	773497044580
928K	5.3	\$36.06	773497047758	CR-9K	1.4	\$24.50	773497046218
950	5.3	\$35.23	773497028610	CR-10K	1.4	\$24.50	773497046188
951	5.3	\$35.23	773497028627	CR-11K	1.4	\$9.87	773497046195
952	5.3	\$103.73	773497028634	CR-12K	1.4	\$9.87	773497046201
953	5.3	\$82.35	773497028641	CR-13K	1.4	\$19.88	773497000333
954	5.3	\$18.65	773497028658	CR-14K	1.4	\$2.89	773497000357
955	5.3	\$70.52	773497028665	CR-15	1.4	\$18.01	773497014132
956	5.3	\$13.11	773497030248	CR-16	1.5	\$2.27	773497000371
957	5.3	\$23.07	773497030255	CU-1	1.5	\$9.69	773497000388
958	5.3	\$6.31	773497061990	CU-2BK	3.2	\$35.72	773497014262
970A	1.48	\$46.21	773497062003	CU-2K	3.2	\$23.35	773497014279
1030	9.2	\$8.55	773497041701	CU-3	3.2	\$36.91	773497000425
1036	9.3	\$6.40	773497011216	CU-4	3.2	\$34.69	773497000432
1036C	9.3	\$7.96	773497028597	CU-8	1.5	\$15.27	773497014323
1039	9.2	\$16.73	773497066278	CU-9	1.5	\$16.18	773497014330
1110	10.2	\$8.65	773497039432	CU-10	1.5	\$2.73	773497000500
1112	10.2	\$13.48	773497011353	CU-11	1.5	\$2.61	773497014224
1113	10.2	\$23.91	773497011377	CU-12	3.3	\$4.35	773497014231
1114	10.2	\$11.79	773497011384	CU-13	1.5	\$4.48	773497014248
1119	10.5	\$9.00	773497011698	D-1	1.6	\$6.68	773497000531
1122F	10.2	\$9.87	773497011421	D-2A	1.6	\$7.10	773497000555
1130	10.3	\$31.04	773497066285	D-4A	1.6	\$12.62	773497000586
1131	10.3	\$12.20	773497066605	D-5	1.6	\$5.78	773497000609
1138	10.3	\$15.17	773497039449	D-6	1.6	\$5.80	773497014378
1138A	10.3	\$11.67	773497038336	D-8	1.6	\$25.62	773497013319
1141	10.4	\$7.47	773497015160	D-9	1.6	\$2.78	773497000654
1145	8.6	\$4.63	773497013005	D-10	1.25	\$2.99	773497014347
1450	6.1	\$23.97	773497027569	D-11	1.25	\$2.88	773497000685
1451	6.1	\$26.75	773497027576	D-12	1.6	\$9.96	773497000692
1452	6.1	\$30.59	773497027583	D-13	3.3	\$32.24	773497013326
1456	6.1	\$33.18	773497027606	D-14	1.6	\$2.61	773497014354
1459	6.1	\$11.54	773497027613	D-15	1.7	\$9.70	773497012503
145A	1.44	\$14.47	773497002429	D-16	1.7	\$4.98	773497014361
1460	6.1	\$38.72	773497027620	D-20	3.3	\$29.75	773497030194
1461	6.1	\$49.98	773497027637	D-21	3.3	\$100.13	773497040902
1465	6.2	\$26.53	773497027804	D-24	3.4	\$85.19	773497040193
1467	6.2	\$52.75	773497027828	D-25	3.4	\$140.57	773497040216
1476	6.2	\$12.75	773497027651	D-25A	3.4	\$146.00	773497047482
AD-3	1.1	\$23.23	773497040469	D-26	3.4	\$101.36	773497040230
AD-4	1.1	\$23.23	773497040483	D-27	3.4	\$402.20	773497040629
AD-5	1.1	\$17.56	773497040506	D-28	1.7	\$30.37	773497046553
AD-6	1.1	\$17.56	773497040520	D-29	1.7	\$37.13	773497046560
AD-7	3.1	\$39.09	773497040544	D-31X	1.7	\$35.74	773497046676
AD-9	1.1	\$27.73	773497040582	D-32X	1.7	\$35.74	773497046690
AS-1	1.1	\$11.46	773497000012	D-33	1.7	\$67.32	773497047499
AS-1A	1.1	\$5.46	773497013975	E-1	1.7	\$9.25	773497000746
AS-2	1.2	\$1.50	773497000036	E-1K	1.8	\$6.97	773497000753
AS-3	1.2	\$2.92	773497013999	E-2A	1.8	\$40.84	773497014392
AS-6	1.2	\$2.23	773497000067	E-4K	1.8	\$8.28	773497046164
AS-8	1.2	\$83.45	773497030187	E-4X	1.8	\$9.87	773497044603
AS-9	1.1	\$11.46	773497031443	E-8	1.9	\$27.55	773497014415
B-1	1.2	\$60.75	773497014033	E-9	1.9	\$27.55	773497014422

NUMERICAL PRICE LIST

Model Number	Page Number	List Price	Universal Product Code	Model Number	Page Number	List Price	Universal Product Code
E-10AA	3.5	\$116.08	773497013333	Q164H	1.41	\$0.34	773497032310
E-11	3.5	\$25.44	773497000821	Q167E	1.42	\$20.69	773497035830
E-12	3.5	\$17.14	773497000838	Q167F	3.4	\$24.61	773497030767
E-12A	3.6	\$29.37	773497012510	Q167G	3.5	\$21.43	773497036325
E-13X	1.9	\$4.97	773497043897	Q167P	3.5	\$23.42	773497039050
E-14	3.6	\$5.87	773497000852	Q168	1.43	\$0.62	773497029143
E-16X	1.9	\$6.49	773497044597	Q168A	1.44	\$0.70	773497029150
E-21X	1.9	\$22.39	773497062010	Q181D	1.33	\$21.89	773497042463
E-22	3.5	\$36.40	773497013340	Q186	1.34	\$46.81	773497045198
E-25X	1.9	\$12.12	773497043927	Q195N	1.19	\$3.18	773497036349
G-3	1.10	\$17.66	773497000906	Q195S	3.9	\$8.87	773497032396
G-4	1.10	\$22.56	773497000913	Q197E	3.16	\$33.25	773497022632
G-7	3.6	\$32.14	773497000920	Q197F	3.16	\$99.09	773497020904
G-8	3.6	\$29.06	773497000937	Q198D	3.24	\$1.26	773497029235
G-13K	1.10	\$2.59	773497000999	Q198E	3.25	\$0.57	773497028092
G-14K	1.10	\$2.84	773497001019	Q198EA	3.25	\$0.81	773497021369
G-16	3.7	\$41.59	773497014491	Q198G	3.6	\$7.09	773497038831
G-17	3.7	\$41.59	773497014507	Q198N	4.8	\$2.67	773497020911
G-18	3.7	\$40.82	773497014514	Q198P	4.8	\$0.45	773497020928
G-19	1.10	\$4.06	773497001064	Q198TT	3.24	\$16.51	773497027514
G-21	3.7	\$4.15	773497001071	Q199BR	3.24	\$2.96	773497021413
GU-1	1.10	\$10.49	773497060931	Q199SBN	3.25	\$1.52	773497041374
GU-2	1.10	\$6.27	773497060948	Q199W	3.24	\$1.25	773497035731
GU-3	1.10	\$10.93	773497060955	Q200TL	2.1	\$6.06	773497030859
GU-4	1.11	\$10.93	773497060962	Q200W	2.2	\$3.33	773497023325
J-1	1.11	\$9.47	773497001101	Q201MC	2.4	\$7.25	773497038862
J-2	1.11	\$9.47	773497001118	Q206	2.4	\$2.64	773497024988
J-3	1.11	\$2.78	773497001125	Q206B	2.5	\$0.67	773497023394
J-4	3.7	\$5.67	773497014552	Q206C	2.5	\$0.45	773497023400
J-5	1.11	\$3.70	773497001149	Q206L	2.5	\$3.48	773497021475
KH-1	1.11	\$46.32	773497041312	Q207	2.4	\$1.14	773497036486
KH-2	1.11	\$46.32	773497041336	Q208B	2.6	\$0.67	773497030170
KH-3	1.11	\$49.03	773497041787	Q208C	2.6	\$0.43	773497020935
KH-4	1.12	\$50.04	773497041794	Q209BF	2.6	\$1.38	773497020942
KH-5	1.12	\$40.33	773497041800	Q213A	2.10	\$4.50	773497038602
KH-10	3.7	\$157.99	773497041329	Q213L	2.8	\$4.68	773497038619
KH-11	3.8	\$122.24	773497041770	Q214EK	2.8	\$4.26	773497047000
MO-1K	1.12	\$18.55	773497061105	Q214L	2.9	\$4.84	773497038664
MO-2K	1.12	\$29.94	773497061112	Q219	2.12	\$35.77	773497022151
MO-3K	1.12	\$18.81	773497061129	Q222	2.15	\$1.66	773497004072
MU-1	1.12	\$16.24	773497001194	Q222B	2.15	\$12.11	773497021567
MU-9	3.9	\$20.62	773497001279	Q224	2.17	\$2.71	773497022564
MU-10	3.9	\$22.54	773497014576	Q225	2.17	\$3.48	773497022571
MU-11	3.9	\$33.36	773497014583	Q225A	2.17	\$5.49	773497039616
MU-12	3.9	\$33.36	773497014590	Q225B	2.18	\$4.72	773491038172
MU-13	1.12	\$2.61	773497001316	Q225C	2.18	\$6.09	773497036561
MU-14	1.13	\$4.09	773497014606	Q226	2.17	\$2.21	773497022649
MU-15	1.13	\$3.98	773497014613	Q227	2.17	\$3.02	773497022670
MX-1	3.8	\$45.36	773497037865	Q227A	2.17	\$5.78	773497025022
PF-5	1.13	\$34.55	773497012541	Q228GK	2.14	\$9.20	773497044443
PF-18	3.10	\$123.49	773497040094	Q228J	2.14	\$21.22	773497038688
PF-19	1.13	\$36.44	773497040117	Q228MT	2.15	\$28.41	773497038909
Q98	3.6	\$79.79	773497028481	Q229A	2.15	\$0.76	773497028757
Q113	1.40	\$67.55	773497044894	Q229G	2.16	\$0.43	773497029310
Q123B	1.42	\$14.18	773497023103	Q229T	2.15	\$6.56	773497036622
Q123BE	1.42	\$0.26	773497020720	Q230A	2.12	\$1.90	773497038916
Q124	1.42	\$17.93	773497023110	Q233	2.7	\$1.16	773497032648
Q127	1.43	\$0.37	773497023127	Q234	2.7	\$2.03	773497021604
Q127A	1.43	\$0.24	773497023134	Q240BC	2.13	\$1.81	773497039128
Q137D	1.40	\$0.60	773497023158	Q251	2.15	\$4.00	773497038923
Q146	3.10	\$30.59	773497034529	Q257A	2.15	\$0.55	773497039845
Q151	1.45	\$18.63	773497031146	Q258	2.5	\$1.44	773497023530
Q151C	1.45	\$1.97	773497032235	Q260B	2.18	\$1.21	773497032761
Q151H	1.45	\$1.97	773497032242	Q282F	8.1	\$1.95	773497025084
Q164C	1.41	\$0.34	773497043415	Q285	2.16	\$19.10	773497023592

NUMERICAL PRICE LIST



Model Number	Page Number	List Price	Universal Product Code	Model Number	Page Number	List Price	Universal Product Code
Q287A	2.16	\$6.76	773497036745	Q522KT	8.2	\$25.81	773497039968
Q288	2.16	\$9.32	773497023608	Q525	7.7	\$4.83	773497023943
Q289	2.16	\$35.59	773497036752	Q526	7.7	\$4.83	773497023950
Q299A	7.2	\$9.06	773497041107	Q529	7.8	\$6.84	773497023981
Q301	1.47	\$1.12	773497028764	Q531	8.2	\$0.11	773497023998
Q307A	4.1	\$0.31	773497023622	Q531DF	7.9	\$9.47	773497021741
Q307B	4.1	\$0.15	773497028771	Q531H	8.3	\$110.21	773497013302
Q308A	4.3	\$0.93	773497036813	Q531RW	8.2	\$0.15	773497037117
Q308B	4.3	\$1.00	773497036820	Q532A	8.3	\$15.12	773497024001
Q308SSMA	4.3	\$1.64	773497046720	Q534	4.2	\$0.57	773497022366
Q308SSMB	4.3	\$2.14	773497046768	Q535	4.2	\$0.63	773497024025
Q308SSMC	4.3	\$2.96	773497046782	Q536	3.18	\$0.63	773497024032
Q310	1.35	\$3.31	773497032976	Q537	3.18	\$0.63	773497024049
Q327K	7.9	\$3.01	773497029341	Q544A	4.14	\$8.78	773497007882
Q341D	7.1	\$0.20	773497025176	Q545	4.14	\$9.40	773497007899
Q345CPA	4.7	\$31.29	773497046874	Q546	4.14	\$10.49	773497007905
Q350	4.1	\$296.64	773497023660	Q547	6.2	\$6.06	773497021734
Q357	4.1	\$121.75	773497023677	Q548	4.14	\$17.06	773497022236
Q360	7.2	\$1.14	773497042197	Q548B	4.14	\$19.07	773497007929
Q400	1.36	\$3.43	773497023684	Q549	4.15	\$20.84	773497022243
Q401C	1.38	\$0.33	773497020980	Q550	4.14	\$21.70	773497007943
Q401D	1.38	\$1.19	773497020997	Q551	4.14	\$29.92	773497007950
Q420BK	4.4	\$8.32	773497038695	Q563A	3.23	\$388.67	773497024124
Q426	4.11	\$1.00	773497033423	Q566	3.22	\$173.22	773497024131
Q427NS	4.5	\$25.49	773497059805	Q567	3.23	\$60.32	773497011667
Q427S	4.5	\$22.51	773497059812	Q568A	3.22	\$10.17	773497039586
Q428	4.5	\$15.47	773497022175	Q588	8.4	\$20.51	773497040704
Q428S	4.5	\$39.74	773497048120	Q589	8.4	\$2.49	773497021789
Q429	4.5	\$16.87	773497021680	Q589C	8.4	\$1.00	773497039623
Q431	4.5	\$55.02	773497023707	Q594	1.44	\$1.52	773497029495
Q432	4.5	\$29.35	773497022199	Q601B	1.31	\$1.65	773497029518
Q432A	4.5	\$42.04	773497012480	Q604	9.1	\$4.79	773497034581
Q433A	4.12	\$0.31	773497021017	Q616T	1.22	\$0.53	773497045730
Q434	4.12	\$0.15	773497023738	Q651A	1.29	\$0.15	773497029556
Q435	4.12	\$0.27	773497025190	Q651B	1.30	\$0.27	773497025237
Q436	4.7	\$0.63	773497023745	Q660	4.10	\$34.35	773497022588
Q437	4.7	\$0.22	773497023752	Q662	4.10	\$26.29	773497022595
Q438	4.12	\$0.24	773497023769	Q663	4.10	\$36.80	773497022601
Q439	4.12	\$0.24	773497023776	Q669	4.10	\$48.42	773497024179
Q441B	1.47	\$0.50	773497023813	Q670	4.10	\$62.57	773497024186
Q442	1.47	\$1.26	773497023820	Q671	4.10	\$50.02	773497038534
Q442FL	1.48	\$1.77	773497043354	Q672	4.10	\$24.97	773497038541
Q445B	4.6	\$3.80	773497029457	Q714C	1.20	\$97.25	773497025244
Q446A	4.7	\$13.00	773497021710	Q717	1.30	\$0.18	773497027484
Q450Z	4.13	\$2.05	773497030552	Q718	1.30	\$0.20	773497025251
Q484	1.40	\$1.64	773497033485	Q719	1.31	\$0.24	773497025268
Q488	1.36	\$12.43	773497041145	Q720	1.29	\$0.15	773497025275
Q489	1.35	\$20.49	773497044740	Q720A	1.29	\$0.15	773497021062
Q493	1.35	\$9.16	773497036967	Q721	1.28	\$0.20	773497021079
Q501	3.18	\$1.19	773497033539	Q722	1.29	\$0.22	773497025282
Q501B	4.2	\$0.95	773497033546	Q722A	1.29	\$0.18	773497025299
Q503B	3.20	\$9.30	773497035533	Q722B	1.29	\$0.20	773497024483
Q503SA	3.20	\$13.23	773497021048	Q723	1.27	\$0.20	773497024193
Q504	3.22	\$0.18	773497033584	Q723A	1.29	\$0.33	773497040698
Q505AK	3.19	\$17.31	773497031207	Q724	1.28	\$0.20	773497021086
Q505BATAK1	3.15	\$21.05	773497048861	Q727	1.28	\$0.20	773497021093
Q505BATAK1BN	3.15	\$26.89	773497066704	Q727A	1.28	\$0.20	773497021109
Q505BATAK2	3.15	\$33.57	773497048878	Q728	1.27	\$0.20	773497025329
Q505BATAK2BN	3.15	\$44.44	773497066711	Q728A	1.27	\$0.24	773497021116
Q505C	3.19	\$33.51	773497029471	Q729A	1.29	\$0.20	773497025343
Q505D	3.19	\$46.60	773497023899	Q730	1.27	\$0.20	773497025350
Q505FR	3.20	\$0.33	773497021055	Q730A	1.27	\$0.20	773497024490
Q506	3.20	\$11.86	773497046393	Q732	1.28	\$0.27	773497025374
Q511RW	3.21	\$0.18	773497029488	Q732C	1.30	\$0.63	773497025398
Q511SP	3.22	\$6.31	773497033645	Q732D	1.29	\$0.27	773497029594

NUMERICAL PRICE LIST

Model Number	Page Number	List Price	Universal Product Code	Model Number	Page Number	List Price	Universal Product Code
Q732E	1.30	\$0.27	773497025404	Q1108A	10.1	\$20.12	773497021949
Q732F	1.30	\$0.22	773497025411	Q1108B	10.1	\$24.78	773497021956
Q732G	1.30	\$0.27	773497028726	Q1108C	10.1	\$6.67	773497013722
Q732H	1.31	\$0.80	773497029600	Q1108D	10.1	\$8.87	773497013739
Q732I	1.31	\$0.31	773497029617	Q1108E	10.1	\$11.99	773497013746
Q732J	1.29	\$0.22	773497029624	Q1109	10.1	\$2.59	773497011674
Q732K	1.30	\$0.22	773497029631	Q1109A	10.1	\$2.59	773497011681
Q732L	1.30	\$0.24	773497029648	Q1109B	10.2	\$3.06	773497031153
Q732N	1.31	\$0.80	773497029655	Q1111	10.2	\$7.09	773497011346
Q732R	1.27	\$0.15	773497029662	Q1112A	10.2	\$14.90	773497024780
Q732S	1.27	\$0.15	773497025428	Q1116	10.3	\$52.46	773497012497
Q732T	1.27	\$0.15	773497025435	Q1118	10.3	\$65.89	773497022007
Q735	1.33	\$0.20	773497029686	Q1123	10.3	\$37.13	773497022014
Q737	1.32	\$0.24	773497024209	Q1124	10.2	\$30.11	773497024797
Q739	1.32	\$0.20	773497029716	Q1126	10.4	\$0.98	773497022663
Q741	1.32	\$0.20	773497024216	Q1127	10.4	\$2.54	773497022502
Q747	1.22	\$0.22	773497024223	Q1128A	10.4	\$4.63	773497022991
Q748	1.22	\$0.22	773497024230	Q1128B	10.4	\$5.39	773497023004
Q749	1.22	\$0.22	773497024247	Q1128C	10.5	\$7.81	773497023011
Q750	1.22	\$0.22	773497024254	Q1128D	10.5	\$9.48	773497041008
Q753	1.23	\$0.22	773497024285	Q1129	10.3	\$14.13	773497011476
Q757	1.20	\$0.20	773497024308	Q1136	10.3	\$19.15	773497022038
Q759	1.21	\$0.22	773497024322	Q1140	4.14	\$5.56	773497023035
Q760	1.21	\$0.22	773497024339	Q1142	10.4	\$5.54	773497022519
Q767	1.31	\$0.40	773497028788	Q1143	10.4	\$6.29	773497032075
Q775A	1.25	\$0.22	773497024506	Q1144	10.3	\$24.82	773497023042
Q775B	1.24	\$0.33	773497024513	Q1146	10.4	\$8.63	773497011506
Q775C	1.24	\$0.33	773497029808	Q1147	10.5	\$51.41	773497027781
Q775E	1.24	\$0.34	773497029822	Q1148	10.5	\$177.95	773497027774
Q790	1.24	\$0.76	773497037421	Q1166	10.5	\$13.74	773497022045
Q791	1.24	\$0.67	773497034994	Q1167	10.5	\$13.23	773497022052
Q792	1.24	\$0.63	773497037438	Q1174	10.4	\$7.62	773497032143
Q796A	9.1	\$1.46	773497029976	Q1225	1.13	\$6.45	773497024964
Q796B	9.1	\$1.94	773497029983	Q1250	4.11	\$10.99	773497032167
Q800	1.48	\$135.83	773497021796	Q1250A	4.11	\$11.80	773497032174
Q801	1.48	\$66.65	773497024391	Q1450G	6.1	\$2.81	773497036172
Q898	4.13	\$40.56	773497022342	Q1453	6.1	\$38.70	773497044726
Q899	4.14	\$57.26	773497022359	Q1455G	6.1	\$2.56	773497036189
Q903	5.1	\$6.86	773497021840	Q1482	6.2	\$3.43	773497036226
Q906B	5.2	\$43.01	773497037445	Q1483	6.2	\$5.82	773497036233
Q970	1.48	\$79.20	773497035847	Q1484	6.2	\$8.87	773497036240
Q970B	1.48	\$4.30	773497045792	Q1650	4.13	\$42.23	773497011636
Q970C	1.48	\$25.06	773497035854	Q1651	4.13	\$61.54	773497047208
Q1015	9.1	\$3.33	773497022380	QAS-3K	1.2	\$0.81	773497034802
Q1016	9.1	\$11.73	773497022908	QCU-1	1.5	\$8.36	773497031009
Q1023	9.2	\$4.33	773497022403	QCU-2B	3.2	\$5.84	773497035755
Q1024	9.2	\$18.18	067001000118	QCU-2KL	3.2	\$22.41	773497034604
Q1031A	9.2	\$4.96	773497022397	QCU-10	1.5	\$0.98	773497034055
Q1031B	9.3	\$21.04	773497022922	QCU-12	3.3	\$1.87	773497034079
Q1031G	9.2	\$28.47	773497034901	QD-22	3.4	\$118.53	773497040674
Q1031H	9.1	\$4.50	773497021888	QD-23	3.4	\$38.06	773497039937
Q1032	9.1	\$18.95	773497024728	QE-1	1.7	\$8.73	773497022694
Q1034	9.1	\$20.89	773497021895	QE-1K	1.8	\$6.40	773497022700
Q1037	9.1	\$5.00	773497022946	QE-3A	1.8	\$32.76	773497020584
Q1038	9.2	\$21.16	773497031948	QE-3B	1.8	\$32.76	773497020591
Q1060A	9.2	\$52.30	773192048081	QE-3C	1.8	\$13.56	773497020607
Q1060B	9.2	\$46.38	773497022960	QE-4K	1.8	\$7.64	773497046034
Q1060C	9.2	\$91.73	773192053337	QE-4X	1.8	\$9.45	773497044641
Q1070	9.3	\$18.44	773497022410	QE-10C	3.5	\$12.58	773497020454
Q1076	9.3	\$18.44	773497022427	QE-13K	1.9	\$0.95	773497034093
Q1081	9.3	\$18.44	773497032037	QE-13X	1.9	\$2.06	773497044238
Q1084	9.3	\$18.44	773497024759	QE-14K	3.6	\$1.92	773497034109
Q1103A	10.1	\$102.70	773497022441	QE-25X	1.9	\$11.48	773497044269
Q1103B	10.1	\$119.11	773497022458	QJ-4A	3.7	\$0.98	773497030156
Q1108	10.1	\$15.06	773497022465	QMO-4K	1.12	\$3.37	773497048151

NUMERICAL PRICE LIST

Model Number	Page Number	List Price	Universal Product Code	Model Number	Page Number	List Price	Universal Product Code
QMU-10A	3.9	\$41.21	773497039838	W-21K	1.19	\$8.72	773497012565
QPF-20	1.13	\$39.87	773497040148	W-21X	1.19	\$12.23	773497044399
QPF-21	1.13	\$12.80	773497040162	WA-1K	1.19	\$22.46	773497001675
QPF-22	1.14	\$12.80	773497040186	WA-2K	1.19	\$22.46	773497001699
QV-8	3.12	\$5.17	773497034420	WA-3K	1.19	\$26.36	773497001712
QW-1K	1.17	\$6.94	773497022823	WA-4K	1.20	\$26.36	773497001736
QW-12K	1.18	\$0.72	773497034444	WA-5	3.12	\$30.24	773497001743
QW-12X	1.18	\$2.19	773497044283	WA-6	3.12	\$41.83	773497001750
QW-2K	1.17	\$6.94	773497022830	WA-7	3.13	\$48.62	773497001767
QW-20K	1.18	\$8.07	773497022878	WA-11X	3.13	\$4.97	773497044412
QW-20X	1.18	\$11.75	773497044665	WA-12	1.20	\$4.72	773497015023
QW-21K	1.19	\$8.18	773497022892				
QW-21X	1.19	\$11.75	773497044313				
S-1K	1.14	\$17.70	773497001378				
S-2K	1.14	\$17.70	773497001392				
S-6	3.10	\$55.15	773497014811				
S-6K	3.10	\$24.32	773497001460				
S-7	3.10	\$55.15	773497014828				
S-7K	3.10	\$25.92	773497001484				
S-8K	1.14	\$2.71	773497001507				
S-9K	3.11	\$2.80	773497014842				
S-11	3.11	\$3.58	773497001538				
S-12K	3.11	\$2.90	773497014712				
SY-2	3.11	\$304.09	773497014880				
SY-4	1.14	\$134.93	773497014903				
SY-5	3.11	\$188.97	773497014910				
SY-6	3.11	\$19.35	773497014927				
T-1	1.14	\$26.94	773497031245				
T-2	1.14	\$26.94	773497031252				
T-3	1.15	\$23.88	773497031269				
T-4	1.15	\$23.88	773497031276				
T-5	1.15	\$24.59	773497031283				
T-6	1.15	\$24.59	773497031290				
T-7	1.15	\$128.00	773497031306				
T-8	1.15	\$128.00	773497031313				
T-9	1.15	\$80.97	773497031320				
T-10	1.15	\$149.70	773497035700				
T-11	1.15	\$149.70	773497035717				
T-19	1.15	\$8.42	773497031337				
UB-1	1.16	\$7.49	773497041596				
UB-2	1.16	\$7.49	773497041633				
UB-3	1.16	\$22.34	773497041640				
UB-4	1.16	\$22.34	773497041657				
UB-11	1.16	\$10.10	773497041602				
UB-12	1.16	\$9.41	773497041619				
UB-13	3.12	\$42.19	773497041626				
V-1	1.16	\$11.15	773497001590				
V-2	1.16	\$5.67	773497001606				
V-3	1.17	\$8.28	773497001613				
V-4	1.17	\$4.03	773497001637				
V-6	1.17	\$26.94	773497001651				
V-7	1.17	\$7.37	773497014941				
W-1K	1.17	\$7.83	773497001873				
W-2K	1.17	\$7.83	773497001897				
W-7	3.13	\$20.87	773497001941				
W-8	3.13	\$23.57	773497001958				
W-9	3.13	\$28.90	773497014989				
W-10	3.13	\$33.62	773497001972				
W-11	3.13	\$27.94	773497001989				
W-12K	1.18	\$2.67	773497014958				
W-12X	1.18	\$4.90	773497044351				
W-13X	3.13	\$9.94	773497044672				
W-15X	1.18	\$5.39	773497044689				
W-20K	1.18	\$8.72	773497012558				
W-20X	1.18	\$11.95	773497044375				

201TC

TANK LEVER - CHROME



- Replacement for Toto® THU004-C
- Side Mount

207B

CARRIER NUTS & WASHERS



- Used for urinals and wall hung toilets
- Includes 4 nuts and 4 washers

207C

CARRIER NUTS & WASHERS - EXTENDED



- Used for urinals and wall hung toilets
- Includes 4 nuts and 4 washers
- Works with short wall studs

289A

**TOILET MOUNTING FLANGE REPAIR
FLANGE WITH MOUNTING TABS**



- Used to repair cracked or broken toilet mounting flanges
- Screw hole tabs for mounting
- Can be cut and or bent to fit repair requirement
- Screw hole tabs for mounting to wood or concrete

289B

TOILET FLANGE REPAIR RING



- Replaces most toilet flanges
- Offset mounting ears allow installation of toilet mounting closet bolts
- Corrosion resistant
- Metal

225D

**TOILET MOUNTING GASKET -
BOWL TO WALL**



- For wall mount toilets
- Includes alignment ring and adhesive tape roll
- 5.35" OD x 3.5" ID x .68" thick

227B

**TOILET MOUNTING GASKET - SPONGE
RUBBER WITH POSITIONING HOLES**



- 6.8" OD x .8" thick
- Bolt holes position the bolts upright & the gasket in correct position

Q505BATK1BN

**TUB AND SHOWER REMODEL TRIM KIT -
SHOWER ONLY**



- 1.75 G.P.M / 6.6 L/min showerhead
- Includes showerhead, shower arm and shower arm flange
- 3 piece kit -Brushed Nickel
- Plain packaging



Q505BATK2BN

**TUB AND SHOWER REMODEL TRIM KIT -
TUB AND SHOWER**



- 1.75 G.P.M / 6.6 L/min showerhead
- Includes showerhead, shower arm, shower arm flange and diverter tub spout
- Tub spout with diverter for 5/8" OD copper tube
- 4 piece kit -Brushed Nickel
- Plain packaging



196Q

TUB SPOUT TRIM RING - CHROME



- Decorative trim ring
- Helps to conceal small gaps and imperfections in wall, at tub spout

196QBN

TUB SPOUT TRIM RING - BRUSHED NICKEL



- Decorative trim ring
- Helps to conceal small gaps and imperfections in wall, at tub spout

511K

SHOWER DRAIN - SOLVENT WELD - ROUND



- Fits 2" or 3" ABS pipe
- Clamping collar with stainless steel bolts
- Reversible collar with threaded height adjustment
- Chrome



511L

SHOWER DRAIN - SOLVENT WELD - SQUARE



- Fits 2" or 3" ABS pipe
- Clamping collar with stainless steel bolts
- Reversible collar with threaded height adjustment
- Chrome



345PLBN

POP-UP ASSEMBLY - BRUSHED NICKEL



- 1-1/4" OD x 8"
- Includes mechanical linkage
- Plastic body with metal flange and linkage
- With overflow for most standard bathroom sinks



348BN

PUSH ON/OFF POP-UP ASSEMBLY - BRUSHED NICKEL



- 1-1/4" OD x 8"
- With overflow for most standard bathroom sinks



348CP

PUSH ON/OFF POP-UP ASSEMBLY - CHROME



- 1-1/4" OD x 8"
- With overflow for most standard bathroom sinks



282N

SPLIT FLANGE - 3/8"



- Fits 3/8" Iron Pipe or 5/8" OD Tube
- For floor or ceiling
- Chrome-plated plastic

282P

SPLIT FLANGE - 1/2"



- Fits 1/2" Iron Pipe or 3/4" OD Tube
- For floor or ceiling
- Chrome-plated plastic

595


SUSPENSION PIPE CLAMPS - 1/2"



- For 1/2" PEX pipe
- Used to hang pipe below joists
- Plastic
- Multi-pack - 10 piece

595A

SUSPENSION PIPE CLAMPS - 3/4"



- For 3/4" PEX pipe
- Used to hang pipe below joists
- Plastic
- Multi-pack - 10 piece

595B SUSPENSION PIPE CLAMPS - 1"



- For 1" PEX pipe
- Used to hang pipe below joists
- Plastic
- **Multi-pack - 10 piece**

595C SUSPENSION PIPE CLAMPS - 1-1/4"



- For 1-1/4" PEX pipe
- Used to hang pipe below joists
- Plastic
- **Multi-pack - 5 piece**

595D SUSPENSION PIPE CLAMPS - 1-1/2"



- For 1-1/2" PEX pipe
- Used to hang pipe below joists
- Plastic
- **Multi-pack - 5 piece**

595E SUSPENSION PIPE CLAMPS - 2"



- For 2" PEX pipe
- Used to hang pipe below joists
- Plastic
- **Multi-pack - 5 piece**

596 STAINLESS STEEL HOSE CLAMP - 3-3/4"



- Fits 2-5/8" to 3-3/4" hose
- Use for a secure connection with cut hose and tubing
- **Multi-pack - 5 piece**



596A STAINLESS STEEL HOSE CLAMP - 4-1/2"



- Fits 3-9/16" to 4-1/2" hose
- Use for a secure connection with cut hose and tubing
- **Multi-pack - 5 piece**



596B STAINLESS STEEL HOSE CLAMP - 5/8"



- Fits 7/32" to 5/8" hose
- Use for a secure connection with cut hose and tubing
- **Multi-pack - 10 piece**

596C STAINLESS STEEL HOSE CLAMP - 7/8"



- Fits 5/16" to 7/8" hose
- Use for a secure connection with cut hose and tubing
- **Multi-pack - 10 piece**

596D STAINLESS STEEL HOSE CLAMP - 1-1/4"



- Fits 9/16" to 1-1/4" hose
- Use for a secure connection with cut hose and tubing
- **Multi-pack - 10 piece**



596E STAINLESS STEEL HOSE CLAMP - 1-1/2"



- Fits 11/16" to 1-1/2" hose
- Use for a secure connection with cut hose and tubing
- **Multi-pack - 10 piece**



596F STAINLESS STEEL HOSE CLAMP - 2"



- Fits 1-1/16" to 2" hose
- Use for a secure connection with cut hose and tubing
- **Multi-pack - 10 piece**



596G STAINLESS STEEL HOSE CLAMP - 2-1/2"



- Fits 1-9/16" to 2-1/2" hose
- Use for a secure connection with cut hose and tubing
- **Multi-pack - 10 piece**



597F BRAIDED VINYL TUBING - .250" ID X 20'



- .500" OD x .250" ID x 20' Coil
- Suitable for use with liquids, chemicals and gases
- Operating temperature range -4° C to 66° C
- Max. operating pressure: 250 PSI @ 21° C

597G BRAIDED VINYL TUBING - .375" ID X 10'



- .625" OD x .375" ID x 10' Coil
- Suitable for use with liquids, chemicals and gases
- Operating temperature range -4° C to 66° C
- Max. operating pressure: 225 PSI @ 21° C

597 BRAIDED VINYL TUBING - .500" ID X 10'



- .750" OD x .500" ID x 10' Coil
- Suitable for use with liquids, chemicals and gases
- Operating temperature range -4° C to 66° C
- Max. operating pressure: 200 PSI @ 21° C

597A BRAIDED VINYL TUBING - .625" ID X 10'



- .875" OD x .625" ID x 10' Coil
- Suitable for use with liquids, chemicals and gases
- Operating temperature range -4° C to 66° C
- Max. operating pressure: 200 PSI @ 21° C

597B BRAIDED VINYL TUBING - .750" ID X 10'



- 1.025" OD x .750" ID x 10' Coil
- Suitable for use with liquids, chemicals and gases
- Operating temperature range -4° C to 66° C
- Max. operating pressure: 150 PSI @ 21° C

597C BRAIDED VINYL TUBING - 1.000" ID X 10'



- 1.312" OD x 1.000" ID x 10' Coil
- Suitable for use with liquids, chemicals and gases
- Operating temperature range -4° C to 66° C
- Max. operating pressure: 100 PSI @ 21° C

597D BRAIDED VINYL TUBING - 1.250" ID X 10'



- 1.656" OD X 1.250" ID x 10' Coil
- Suitable for use with liquids, chemicals and gases
- Operating temperature range -4° C to 66° C
- Max. operating pressure: 100 PSI @ 21° C

597E BRAIDED VINYL TUBING - 1.500" ID X 10'



- 1.937" OD x 1.500" ID x 10' Coil
- Suitable for use with liquids, chemicals and gases
- Operating temperature range -4° C to 66° C
- Max. operating pressure: 100 PSI @ 21° C

1039

PLUMBERS CLOTH - OPEN MESH - 180 GRIT



- For prepping copper pipe and fittings for soldering
- 5 yard roll

1130

TELESCOPING INSPECTION MIRROR - 24"



- Designed to inspect and view difficult areas
- Fully extends to 24 inches

1131

TORPEDO LEVEL - 9" - MAGNETIC



- Full length magnetic edge keeps level firmly in place
- Top read window simplifies readings in confined areas
- High impact ABS plastic frame



FITS AQUADIS® PRODUCTS

AD-3

FAUCET CARTRIDGE - HOT



- Replacement for Aquadis® RP-BA12HOT
- 1/2" ceramic
- For 8" faucets and 4 piece roman tub faucets

See Actual Size REFERENCE

AD-4

FAUCET CARTRIDGE - COLD



- Replacement for Aquadis® RP-BA12COLD
- 1/2" ceramic
- For 8" faucets and 4 piece roman tub faucets

See Actual Size REFERENCE

AD-5

FAUCET CARTRIDGE - HOT



- Replacement for Aquadis® RP-BA38HOT
- 3/8" ceramic
- For 4" lavatory faucets

See Actual Size REFERENCE

AD-6

FAUCET CARTRIDGE - COLD



- Replacement for Aquadis® RP-BA38COLD
- 3/8" ceramic
- For 4" lavatory faucets

See Actual Size REFERENCE

AD-9

FAUCET CARTRIDGE



- Replacement for Aquadis® RP-CB010
- For single handle kitchen pull-out/pull-down faucets

See Actual Size REFERENCE

FITS AMERICAN STANDARD® PRODUCTS

AS-1

FAUCET CARTRIDGE - HOT



- Replacement for American Standard® Aquaseal 072950-1700

See Actual Size REFERENCE

AS-9

FAUCET CARTRIDGE - COLD



- Replacement for American Standard® Aquaseal® 072951-1700

See Actual Size REFERENCE

AS-1A

BONNET NUT FOR FAUCET CARTRIDGE



- Replacement for American Standard® Aquaseal® 25-4200



AS-2 DIAPHRAGM FOR FAUCET CARTRIDGE



- Replacement for American Standard® Aquaseal® G-72940-07

AS-3 FAUCET SEAT - 7/16" - 24 TPI



- Replacement for American Standard® Aquaseal® Q-00862-14
- Multi-pack - 2 piece

See Actual Size REFERENCE

QAS-3K FAUCET SEAT - 7/16" - 24 TPI



- Replacement for American Standard® Aquaseal® Q-00862-14
- Without packaging

See Actual Size REFERENCE

AS-6 SPOUT O-RING



- Replacement for American Standard® Aquarian II G-37962-07

AS-8 AMERICAN STANDARD® FAUCET CARTRIDGE



- OEM 023529-0070A
- New Style - Ceramix™ or Reliant™ cartridge
- For single handle faucets



See Actual Size REFERENCE

FITS BRADLEY® PRODUCTS

B-1 BRADLEY® BRADTROL CARTRIDGE REPAIR KIT



- OEM 300-760
- For Bradley® single control faucets
- Does not include stem
- Also used on some Cole faucets



FITS BELANGER™ PRODUCTS

BE-1 BELANGER™ FAUCET CARTRIDGE - HOT



- OEM C-2 RH
- For two handle dome or lever faucets manufactured since 1970
- Also fits Cuthbert™
- Chrome-plated



See Actual Size REFERENCE

BE-2 BELANGER™ FAUCET CARTRIDGE - COLD



- OEM C-2 LH
- For two handle dome or lever faucets manufactured since 1970
- Also fits Cuthbert™
- Chrome-plated



See Actual Size REFERENCE



FITS CAMBRIDGE BRASS PRODUCTS

CB-1X

CAMBRIDGE BRASS CARTRIDGE - COLD



- OEM 063102A
- Fits Cambridge Brass, Delta® Commercial and Teck® faucets
- Chrome-plated



See Actual Size REFERENCE

CB-2X

CAMBRIDGE BRASS CARTRIDGE - HOT



- OEM 063101A
- Fits Cambridge Brass, Delta® Commercial and Teck® faucets
- Chrome-plated



See Actual Size REFERENCE

CB-3X

CAMBRIDGE BRASS CARTRIDGE KIT - COLD



- OEM 063006A
- Includes Tuf-Teck® cartridge, one faucet seat and one tub and shower seat
- Fits Cambridge Brass, Delta® Commercial and Teck® faucets
- Chrome-plated



CB-4X

CAMBRIDGE BRASS CARTRIDGE KIT - HOT



- OEM 063005A
- Includes Tuf-Teck® cartridge, one faucet seat and one tub and shower seat
- Fits Cambridge Brass, Delta® Commercial and Teck® faucets
- Chrome-plated



FITS CRANE® PRODUCTS

CR-1

CRANE® DIALESE FAUCET CARTRIDGE - HOT



- OEM 354001/039038



See Actual Size REFERENCE

CR-2

CRANE® DIALESE FAUCET CARTRIDGE - COLD



- OEM 354002/039037



See Actual Size REFERENCE

CR-1K

FAUCET CARTRIDGE - HOT



- Replacement for Crane® Dialese 354001/039038
- Includes cork gasket

See Actual Size REFERENCE

CR-2K

FAUCET CARTRIDGE - COLD



- Replacement for Crane® Dialese 354002/039037
- Includes cork gasket

See Actual Size REFERENCE



CR-3K

FAUCET CARTRIDGE STEM - HOT

- Replacement for Crane® Dialese 300107/039030



See **Actual Size**
REFERENCE

CR-4K

FAUCET CARTRIDGE STEM - COLD

- Replacement for Crane® Dialese 300108/039029



See **Actual Size**
REFERENCE

CR-7K

FAUCET CARTRIDGE - SELF CLOSING

- Replacement for Crane® Magiclose™ 354020/039051
- For both hot and cold



See **Actual Size**
REFERENCE

CR-9K

HOSPITAL CARTRIDGE - HOT

- Replacement for Crane® 354013/039064



See **Actual Size**
REFERENCE

CR-10K

HOSPITAL CARTRIDGE - COLD

- Replacement for Crane® 354014/039065



See **Actual Size**
REFERENCE

CR-11K

HOSPITAL CARTRIDGE STEM ONLY - HOT

- Replacement for Crane® 301141/039055



See **Actual Size**
REFERENCE

CR-12K

HOSPITAL CARTRIDGE STEM ONLY - COLD

- Replacement for Crane® 301142/039056



See **Actual Size**
REFERENCE

CR-13K

FAUCET CARTRIDGE

- Replacement for Crane® Cameo® 355167/039040
- Fits hot and cold



See **Actual Size**
REFERENCE

CR-14K

FAUCET SEAT - SHORT - 9/16" - 18 TPI

- Replacement for Crane® Cameo® 301705
- Brass
- Multi-pack - 2 piece



See **Actual Size**
REFERENCE

CR-15

FAUCET SEAT - LONG - 1/2" - 18 TPI

- Replacement for Crane® Cameo® 301670
- For Crane® Cameo® A-205 supply fitting
- Brass
- Multi-pack - 2 piece



See **Actual Size**
REFERENCE



CR-16

CARTRIDGE REPAIR KIT



- Replacement for Crane® Dialese C7060
- Includes seat washer, O-ring, cork gasket and handle adapter

FITS CUTHBERT™ PRODUCTS

CU-1

FAUCET CARTRIDGE



- Fits Cuthbert™ C11 and Belanger™ faucets
- Fits both hot and cold

See Actual Size REFERENCE

QCU-1

FAUCET CARTRIDGE



- Fits Cuthbert™ C11 and Belanger™ faucets
- Fits both hot and cold
- **Without packaging**

See Actual Size REFERENCE

CU-8

FAUCET STEM ONLY - HOT



- Replacement for Cuthbert™ 136
- Fits old style concealed 8" centreset kitchen deck faucets and 12" centreset combination faucets

See Actual Size REFERENCE

CU-9

FAUCET STEM ONLY - COLD



- Replacement for Cuthbert™ 137
- Fits old style concealed 8" centreset kitchen deck faucets and 12" centreset combination faucets

See Actual Size REFERENCE

CU-10

FAUCET SEATS - 9/16" - 24 TPI



- Replacement for Cuthbert™ and Belanger™ 0057A
- Renewable
- Fits all new style and most old style tub & shower, lavatory and deck faucets
- Brass
- **Multi-pack - 2 piece**

See Actual Size REFERENCE

QCU-10

FAUCET SEAT - 9/16" - 24 TPI



- Replacement for Cuthbert™ and Belanger™ 0057A
- Renewable
- Fits all new style and most old style tub & shower, lavatory and deck faucets
- Brass
- **Without packaging**

See Actual Size REFERENCE

CU-11

FAUCET SEATS - 1/2" - 20 TPI



- Replacement for Cuthbert™ 0054
- Renewable
- Fits old style 4" centresets, single lavatory faucets and side handle sink fittings
- Brass
- **Multi-pack - 2 piece**

See Actual Size REFERENCE

CU-13

FAUCET CARTRIDGE REPAIR KIT



- For Cuthbert™ CII cartridge
- Includes 2 seats, 2 washers, 2 O-rings, 2 nylon gaskets, 2 screws



FITS DELTA® PRODUCTS

D-1 DELTA® FAUCET CARTRIDGE



- OEM RP1740
- For two handle faucets, both hot and cold



See Actual Size REFERENCE

D-2A DELTA® BALL ASSEMBLY



- OEM RP70
- Stainless steel



See Actual Size REFERENCE

D-4A DELTA®/PEERLESS® BALL ASSEMBLY



- OEM RP212
- Stainless steel



See Actual Size REFERENCE

D-5 DELTA® FAUCET DIVERTER ASSEMBLY



- OEM RP320
- For kitchen faucet with hose and sprayer



D-6 DELTA® CAM ASSEMBLY



- OEM RP61
- For single handle faucets with ball assembly



D-8 DELTA® CAP ASSEMBLY



- OEM RP50
- Includes RP250 adjusting ring
- For single handle faucets



D-9 DELTA® SEAT AND SPRING SET



- OEM RP4993
- Includes 2 seats and 2 springs



D-12 DELTA®/PEERLESS® FAUCET REPAIR KIT



- OEM RP3614
- For all Delta®/Peerless® single lever faucets
- 10 piece kit



D-14 SEAT AND SPRING ASSEMBLY



- Replacement for Delta® 134A
- For old style Delta® faucets prior to 1970
- Includes 2 seats and 2 springs



D-15

PEERLESS® FAUCET REPAIR KIT



- OEM RP3616
- For Peerless® single lever faucets
- 7 piece kit



D-16

DELTA®/PEERLESS® CAM ASSEMBLY



- OEM RP188
- For single handle faucets with ball assembly



D-28

DELTA® FAUCET CARTRIDGE



- OEM RP24096
- For two handle faucets, both hot and cold
- Brass stem



See Actual Size REFERENCE

D-29

DELTA® FAUCET CARTRIDGE - 1/4 TURN STOP



- OEM RP25513
- For two handle faucets, both hot and cold
- Brass stem



See Actual Size REFERENCE

D-31X

DELTA® CER-TECK® CARTRIDGE ASSEMBLY - HOT



- OEM 063000A
- Chrome-plated



See Actual Size REFERENCE

D-32X

DELTA® CER-TECK® CARTRIDGE ASSEMBLY - COLD



- OEM 063001A
- Chrome-plated



See Actual Size REFERENCE

D-33

DELTA® DST CARTRIDGE



- OEM RP50587
- For DST kitchen faucets



See Actual Size REFERENCE

FITS EMCO® PRODUCTS

E-1

EMCO® FAUCET CARTRIDGE - OLD STYLE



- OEM 1057
- For two handle faucets, both hot and cold



See Actual Size REFERENCE

QE-1

EMCO® FAUCET CARTRIDGE - OLD STYLE



- OEM 1057
- For two handle faucets, both hot and cold
- Without packaging



See Actual Size REFERENCE



E-1K

FAUCET CARTRIDGE - OLD STYLE



- Replacement for Emco® 1057
- For two handle faucets, both hot and cold

See Actual Size REFERENCE

QE-1K

FAUCET CARTRIDGE - OLD STYLE



- Replacement for Emco® 1057
- For two handle faucets, both hot and cold
- **Without packaging**

See Actual Size REFERENCE

E-2A

EMCO® WATERTITE FAUCET CARTRIDGE



- OEM 1157
- For two handle faucets, both hot and cold



See Actual Size REFERENCE

QE-3A

HEAVY DUTY FAUCET CARTRIDGE - HOT



- Replacement for Emco® 1556
- For use with blade handles
- **Without packaging**

See Actual Size REFERENCE

QE-3B

HEAVY DUTY FAUCET CARTRIDGE - COLD



- Replacement for Emco® 1557
- For use with blade handles
- **Without packaging**

See Actual Size REFERENCE

QE-3C

EMCO® FAUCET CARTRIDGE



- OEM 1059N
- **Without packaging**



See Actual Size REFERENCE

E-4X

EMCO® LAUNDRY FAUCET CARTRIDGE



- OEM 54-195223/4157
- For 4093 laundry faucet, fits both hot and cold
- Also fits rough brass stops & sediment faucets



See Actual Size REFERENCE

QE-4X

EMCO® LAUNDRY FAUCET CARTRIDGE



- OEM 54-195223/4157
- For 4093 laundry faucet, fits both hot and cold
- Also fits rough brass stops & sediment faucets
- **Without packaging**



See Actual Size REFERENCE

E-4K

LAUNDRY FAUCET CARTRIDGE



- Replacement for Emco® 54-195223/4157
- For 4093 laundry faucet, fits both hot and cold
- Also fits rough brass stops & sediment faucets

See Actual Size REFERENCE

QE-4K

LAUNDRY FAUCET CARTRIDGE



- Replacement for Emco® 54-195223/4157
- For 4093 laundry faucet, fits both hot and cold
- Also fits rough brass stops & sediment faucets
- **Without packaging**

See Actual Size REFERENCE



E-8 INSTITUTIONAL FAUCET CARTRIDGE - COLD



- Replacement for Emco® 1456
- For use with blade handles

See Actual Size REFERENCE

E-9 INSTITUTIONAL FAUCET CARTRIDGE - HOT



- Replacement for Emco® 1457
- For use with blade handles

See Actual Size REFERENCE

E-13X EMCO® FAUCET SEATS - 9/16" - 25.5 TPI



- OEM 51-137169
- Renewable seat
- Brass
- Multi-pack - 2 piece



See Actual Size REFERENCE

QE-13X EMCO® FAUCET SEAT - 27 TPI



- OEM 51-137169
- Renewable seat
- Brass
- Without packaging



See Actual Size REFERENCE

QE-13K FAUCET SEAT - 9/16" - 27 TPI



- Replacement for Emco® 51-137169
- Renewable seat
- Brass
- Without packaging

See Actual Size REFERENCE

E-16X CARTRIDGE REPAIR KIT



- For old style 1057 Emco® cartridge
- Includes 2 washers, 2 o-rings, 2 fibre gaskets, 2 screws and 2 seats



E-21X EMCO® LOCKSHIELD CARTRIDGE



- OEM 54-196367



See Actual Size REFERENCE

E-25X EMCO® FAUCET CARTRIDGE



- OEM 1057N-LF
- For two handle faucets, both hot and cold
- Fits old or new style faucet



See Actual Size REFERENCE

QE-25X EMCO® FAUCET CARTRIDGE



- OEM 1057N-LF
- For two handle faucets, both hot and cold
- Fits old or new style faucet
- Without packaging



See Actual Size REFERENCE



FITS GALT™ PRODUCTS

G-3 FAUCET CARTRIDGE - HOT



- Replacement for Galtmaster™ 70080
- For faucets (1963-1970)
- Includes washer

See Actual Size
REFERENCE

G-4 FAUCET CARTRIDGE - COLD



- Replacement for Galtmaster™ 70112
- For faucets (1963-1970)
- Includes washer

See Actual Size
REFERENCE

G-13K FAUCET SEATS - 1/2" - 27 TPI



- Replacement for Galtmaster™ 10787
- Brass
- Multi-pack - 2 piece

See Actual Size
REFERENCE

G-14K FAUCET SEATS - 9/16" - 27 TPI



- Replacement for Galt™ 10788
- Brass
- Multi-pack - 2 piece

See Actual Size
REFERENCE

G-19 LAMINATED STEM PACKING



- Replacement for Galtmaster™ 10824
- Multi-pack - 2 piece

FITS GLOBE UNION® PRODUCTS

GU-1 GLOBE UNION® FAUCET BALL VALVE REPAIR KIT



- OEM A66D641N
- For ball type single handle faucets
- 7 piece kit



See Actual Size
REFERENCE

GU-2 GLOBE UNION® FAUCET CARTRIDGE KIT



- OEM A66D636N
- For two handle lavatory faucets
- Kit includes cartridge, spring & seat



See Actual Size
REFERENCE

GU-3 GLOBE UNION® FAUCET CARTRIDGE - HOT



- OEM A507179N
- For two handle utility/laundry faucets and three handle tub & shower faucets



See Actual Size
REFERENCE



GU-4

GLOBE UNION® FAUCET CARTRIDGE - COLD



- OEM A507180N
- For two handle utility/laundry faucets and three handle tub & shower faucets



See Actual Size REFERENCE

J-5

CARTRIDGE REPAIR KIT



- Replacement for Jameco™ cartridge
- Includes 2 screws, 2 seats, 2 washers, and 2 o-rings

FITS JAMECO™ PRODUCTS

FITS KOHLER® PRODUCTS

J-1

FAUCET CARTRIDGE - HOT



- Replacement for Jameco™ 1100
- For washer type faucets
- Includes washer

See Actual Size REFERENCE

KH-1

KOHLER® CERAMIC FAUCET CARTRIDGE - COLD



- OEM GP-77006-RP
- For two handle lavatory faucets
- Includes handle adapter



See Actual Size REFERENCE

J-2

FAUCET CARTRIDGE - COLD



- Replacement for Jameco™ 1101
- For washer type faucets
- Includes washer

See Actual Size REFERENCE

KH-2

KOHLER® CERAMIC FAUCET CARTRIDGE - HOT



- OEM GP-77005-RP
- For two handle lavatory faucets
- Includes handle adapter



See Actual Size REFERENCE

J-3

FAUCET SEATS - 1/2" -20 TPI



- Replacement for Jameco™ 1102
- Brass
- Multi-pack - 2 piece

See Actual Size REFERENCE

KH-3

KOHLER® SINGLE HANDLE FAUCET CARTRIDGE



- OEM GP1016515
- For Forte®, Bol®, Vas®, Evoke®, Vinnata® and Clairette® models



See Actual Size REFERENCE



KH-4

KOHLER® SINGLE HANDLE FAUCET CARTRIDGE

- OEM GP1017426
- For various models



See **Actual Size** REFERENCE

KH-5

KOHLER® SINGLE HANDLE FAUCET CARTRIDGE

- OEM GP77548
- For Coralais and other models



See **Actual Size** REFERENCE

FITS MOEN® PRODUCTS

MO-1K

FAUCET CARTRIDGE - TWO HANDLE WIDESPREAD

- Replacement for Moen® 1224
- For two handle wide spread models



See **Actual Size** REFERENCE

MO-2K

FAUCET CARTRIDGE - SINGLE HANDLE

- Replacement for Moen® 1225
- For Stanadyne faucets manufactured since 1959



See **Actual Size** REFERENCE

MO-3K

FAUCET CARTRIDGE - TWO HANDLE

- Replacement for Moen® 1248
- For two handle models manufactured prior to 1991



See **Actual Size** REFERENCE

QMO-4K

RETAINER CLIP - FAUCET

- Replacement for Moen® 883
- **Without packaging**



FITS MUELLER® PRODUCTS

MU-1

FAUCET CARTRIDGE

- Replacement for Mueller® 91470
- For centreset faucets, both hot and cold



See **Actual Size** REFERENCE

MU-13

FAUCET SEATS - 17/32" - 24 TPI

- Replacement for Mueller® 142610
- Brass
- **Multi-pack - 2 piece**



See **Actual Size** REFERENCE



MU-14

LAMINATED STEM PACKINGS



- Replacement for Mueller® 3104
- Multi-pack - 2 piece

MU-15

SPINDLE PACKING KIT



- Replacement for Mueller® 31057
- Includes laminated stem packing and metal washer
- For all swing spouts, cross handle lavatory faucets
- Also for single and double pantry faucets and old style bath faucets

FITS NIBCO® PRODUCTS

Q1225

FAUCET CARTRIDGE



- Replacement for Nibco® 85501
- For washerless faucet
- **Without packaging**

See Actual Size REFERENCE

FITS PFISTER™ PRODUCTS

PF-5

PFISTER® WASHERLESS CARTRIDGE



- OEM 974-292
- Fits single handle kitchen, lavatory and tub and shower faucets



See Actual Size REFERENCE

PF-19

PFISTER® FAUCET CARTRIDGE



- OEM 910-900
- Fits all current two handle kitchen faucets and most lavatory faucets, both hot and cold



See Actual Size REFERENCE

QPF-20

PFISTER® FAUCET CARTRIDGE



- OEM 974-035
- Fits single handle kitchen faucets with pull-out
- Also fits single handle lavatory faucets
- **Without packaging**



See Actual Size REFERENCE

QPF-21

PFISTER® FAUCET CARTRIDGE - HOT



- OEM 910-031
- Fits all decorative style lavatory faucets
- **Without packaging**



See Actual Size REFERENCE



QPF-22

PFISTER® FAUCET CARTRIDGE - COLD



- OEM 910-032
- Fits all decorative style lavatory faucets
- Without packaging



See **Actual Size**
REFERENCE

**FITS STERLING®
PRODUCTS**

S-1K

FAUCET CARTRIDGE - HOT



- Replacement for Sterling® A8153
- For all deck, centreset and wall type swing spout faucets

See **Actual Size**
REFERENCE

S-2K

FAUCET CARTRIDGE - COLD



- Replacement for Sterling® A8154
- For all deck, centreset and wall type swing spout faucets

See **Actual Size**
REFERENCE

S-8K

FAUCET SEATS - 1/2" - 24 TPI



- Replacement for Sterling® 99S0369
- Brass
- Multi-pack - 2 piece

See **Actual Size**
REFERENCE

**FITS SYMMONS®
PRODUCTS**

SY-4

**SYMMONS® HOT AND COLD SEAT
REPAIR KIT**



- OEM TA-4
- 2 piece kit



**FITS T&S BRASS®
PRODUCTS**

T-1

**T & S BRASS® FAUCET STEM ASSEMBLY -
HOT**



- OEM 000800-25
- For B-1100 series
- Seat washer included



See **Actual Size**
REFERENCE

T-2

**T & S BRASS® FAUCET STEM ASSEMBLY -
COLD**



- OEM 000801-25
- For B-1100 series
- Seat washer included



See **Actual Size**
REFERENCE



T-3

T & S BRASS® ETERNA™ CARTRIDGE INSERT - HOT



- OEM 000788-20
- Includes washer



See Actual Size REFERENCE

T-4

T & S BRASS® ETERNA™ CARTRIDGE INSERT - COLD



- OEM 000789-20
- Includes washer



See Actual Size REFERENCE

T-5

T & S BRASS® STEM ASSEMBLY FOR ETERNA™ CARTRIDGE - HOT



- OEM 000811-25
- Includes seat washer



See Actual Size REFERENCE

T-6

T & S BRASS® STEM ASSEMBLY FOR ETERNA™ CARTRIDGE - COLD



- OEM 000812-25
- Includes seat washer



See Actual Size REFERENCE

T-7

T & S BRASS® ETERNA™ STEM ASSEMBLY - HOT



- OEM 002714-40
- Includes lever handle
- Includes red index button and screw



See Actual Size REFERENCE

T-8

T & S BRASS® ETERNA™ STEM ASSEMBLY - COLD



- OEM 002713-40
- Includes lever handle
- Includes blue index button and screw



See Actual Size REFERENCE

T-9

T & S BRASS® SPRAY VALVE BONNET ASSEMBLY



- OEM 002856-40
- For B-0107 spray valve



See Actual Size REFERENCE

T-10

T & S BRASS® ETERNA™ STEM ASSEMBLY WITH SPRING - HOT



- OEM 002712-40
- Includes spring insert with lever handle
- Includes red index button and screw



See Actual Size REFERENCE

T-11

T & S BRASS® ETERNA™ STEM ASSEMBLY WITH SPRING- COLD



- OEM 002711-40
- Includes spring insert with lever handle
- Includes blue index button and screw



See Actual Size REFERENCE

T-19

T & S BRASS® ETERNA™ BONNET PACKING SEALS



- OEM 001098-45
- Multi-pack - 2 piece





FITS UBERHAUS® PRODUCTS

UB-1 UBERHAUS® CERAMIC LAVATORY CARTRIDGE - HOT


- OEM K0002326ZTT




 See Actual Size REFERENCE

UB-2 UBERHAUS® CERAMIC LAVATORY CARTRIDGE - COLD


- OEM K00023260TT




 See Actual Size REFERENCE

UB-3 UBERHAUS® CERAMIC WIDESPREAD LAVATORY CARTRIDGE - HOT


- OEM K20A2420ADQTT




 See Actual Size REFERENCE

UB-4 UBERHAUS® CERAMIC WIDESPREAD LAVATORY CARTRIDGE - COLD


- OEM K20A2420BDQTT




 See Actual Size REFERENCE

UB-11 UBERHAUS® FAUCET CARTRIDGE


- OEM J10351MZ0
- For single handle kitchen and lavatory faucets




 See Actual Size REFERENCE

UB-12 UBERHAUS® FAUCET CARTRIDGE

- OEM J10350MZ0
- For single handle kitchen and lavatory faucets





 See Actual Size REFERENCE

FITS VALLEY™ PRODUCTS

V-1 SINGLE LEVER CONTROL ASSEMBLY


- Replacement for Valley™ V6680
- For kitchen, lavatory and tub and shower faucets




 See Actual Size REFERENCE

V-2 TWO HANDLE CONTROL ASSEMBLY - NEW STYLE

- Replacement for Valley™ V6860
- For two handle faucets, both hot and cold



 See Actual Size REFERENCE



V-3

SINGLE LEVER REPAIR KIT



- Replacement for Valley™ V1001
- Fits Aqualine, Mastercraft® and some Sears® single lever faucets
- Includes wrench
- 14 piece kit

V-4

SEAT AND SPRING KIT



- Replacement for Valley™ V7059
- Fits Aqualine, Mastercraft® and some Sears® single lever faucets
- 6 piece kit

V-6

SINGLE LEVER CARTRIDGE KIT - WITHOUT DIVERTER



- Replacement for Valley™ 1964BG
- 4 piece kit

See Actual Size REFERENCE

V-7

TWO HANDLE CONTROL ASSEMBLY - OLD STYLE



- Replacement for Valley™ V6804
- For two handle faucets, both hot and cold

See Actual Size REFERENCE

FITS WALTEC® PRODUCTS

W-1K

FAUCET CARTRIDGE - HOT - OLD STYLE



- Replacement for Waltec® 76100 (manufactured prior to 1990)
- Includes washer

See Actual Size REFERENCE

QW-1K

FAUCET CARTRIDGE - HOT - OLD STYLE



- Replacement for Waltec® 76100 (manufactured prior to 1990)
- Includes washer
- **Without packaging**

See Actual Size REFERENCE

W-2K

FAUCET CARTRIDGE - COLD - OLD STYLE



- Replacement for Waltec® 76101 (manufactured prior to 1990)
- Includes washer

See Actual Size REFERENCE

QW-2K

FAUCET CARTRIDGE - COLD - OLD STYLE



- Replacement for Waltec® 76101 (manufactured prior to 1990)
- Includes washer
- **Without packaging**

See Actual Size REFERENCE



W-12X

WALTEC®/WALLACEBURG™ FAUCET SEATS - 9/16" - 24



- OEM 16500/WP201185LF
- Short
- Brass
- **Multi-pack - 2 piece**



See Actual Size REFERENCE

W-15X

WALTEC® CARTRIDGE REPAIR KIT



- OEM 10 piece repair kit
- Includes 2 seats, 2 washers, 2 O-rings, 2 fibre gaskets, 2 screws



QW-12X

WALTEC®/WALLACEBURG™ FAUCET SEAT - 9/16" - 24 TPI



- OEM 16500/WP201185LF
- Short
- Brass
- **Without packaging**



See Actual Size REFERENCE

W-20X

WALTEC® FAUCET CARTRIDGE - HOT



- OEM 96100/WP96100LF



See Actual Size REFERENCE

703

WALTEC®/WALLACEBURG™ FAUCET SEATS - 9/16" - 24



- OEM 16500/WP201185LF
- Short
- Brass
- **Multi-pack - 20 piece**



QW-20X

WALTEC® FAUCET CARTRIDGE - HOT



- OEM 96100/WP96100LF
- **Without packaging**



See Actual Size REFERENCE

W-12K

FAUCET SEATS - 9/16" - 24 TPI



- Replacement for Waltec®/Wallaceburg™ 16500
- Short
- Brass
- **Multi-pack - 2 piece**

See Actual Size REFERENCE

W-20K

FAUCET CARTRIDGE - HOT (R.H.)



- Replacement for Waltec® 96100

See Actual Size REFERENCE

QW-12K

FAUCET SEAT - 9/16" - 24 TPI



- Replacement for Waltec®/Wallaceburg™ 16500
- Short
- Brass
- **Without packaging**

See Actual Size REFERENCE

QW-20K

FAUCET CARTRIDGE - HOT (R.H.)



- Replacement for Waltec® 96100
- **Without packaging**

See Actual Size REFERENCE



W-21X

WALTEC® FAUCET CARTRIDGE - COLD

- OEM 96101/WP96101LF



See Actual Size
REFERENCE

QW-21X

WALTEC® FAUCET CARTRIDGE - COLD

- OEM 96101/WP96101LF
- Without packaging



See Actual Size
REFERENCE

W-21K

FAUCET CARTRIDGE - COLD (L.H.)

- Replacement for Waltec® 96101



See Actual Size
REFERENCE

QW-21K

FAUCET CARTRIDGE - COLD (L.H.)

- Replacement for Waltec® 96101
- Without packaging



See Actual Size
REFERENCE

781

WALTEC® PARTS REPAIR KIT - 246 PIECE



- Includes 5 of QW-20X, 5 of QW-21X, 3 of QW-8, 3 of QW-11, 20 of QW-12X, 10 of QW-13X, 25 of Q723, 25 of Q724, 50 of Q735, 100 of Q749
- 246 piece assortment

Q195N

WALTEC® HOLD DOWN RING

- OEM 16066
- For lavatory faucets
- Chrome
- Without packaging



**FITS
WALLACEBURG™
PRODUCTS**

WA-1K

SLEEVE STRUCTURE CARTRIDGE - HOT - NEW STYLE

- Replacement for Wallaceburg™ W3244 hot
- For two handle deck, centreset and tub and shower faucets
- Includes gasket



See Actual Size
REFERENCE

WA-2K

SLEEVE STRUCTURE CARTRIDGE - COLD - NEW STYLE

- Replacement for Wallaceburg™ W3244 cold
- For two handle deck, centreset and tub and shower faucets
- Includes gasket



See Actual Size
REFERENCE

WA-3K

FAUCET CARTRIDGE - HOT - OLD STYLE

- Replacement for Wallaceburg™ W3242 hot
- For two handle deck and centreset faucets



See Actual Size
REFERENCE



WA-4K

FAUCET CARTRIDGE - COLD - OLD STYLE



- Replacement for Wallaceburg™ W3242 cold
- For two handle deck and centreset faucets

See **Actual Size**
REFERENCE

WA-12

SLEEVE STRUCTURE REPAIR KIT



- For Wallaceburg™ W3244 sleeve structure
- Includes 2 seats, 2 washers, 2 o-rings, 2 nylon gaskets, 2 screws
- 10 piece assortment

700

FAUCET SEAT ASSORTMENT - 200 PIECE



- Replacements for American Standard®, Cuthbert™, Emco®, Galt™, Jameco™, Mueller®, Sterling®, Wallaceburg™ and Waltec® faucets

700K


FAUCET SEAT ASSORTMENT - 60 PIECE



- Replacements for American Standard®, Cuthbert™, Emco®, Galt™, Jameco™, Mueller®, Sterling®, Wallaceburg™ and Waltec® faucets

Q714C

FAUCET SEAT GAUGE



- Metal
- Used to help identify the replacement faucet seat required
- **Without packaging**

795

PLUMBING REPAIR ASSORTMENT



- 44 piece assortment
- Contains various washers, o-rings & screws
- Used for many common plumbing repairs

605

BEVELLED FAUCET WASHERS - 1/2" OD



- 1/4S (00)
- 1/8" thick
- **Multi-pack - 6 piece**

See **Actual Size**
REFERENCE

Q757

BEVELLED FAUCET WASHER - 1/2" OD



- 1/4S (00)
- 1/8" thick
- **Without packaging**

See **Actual Size**
REFERENCE

606

BEVELLED FAUCET WASHERS - 17/32" OD



- 1/4M (0)
- 1/8" thick
- **Multi-pack - 6 piece**

See **Actual Size**
REFERENCE

607

BEVELLED FAUCET WASHERS - 9/16" OD



- 1/4R
- 1/8" thick
- **Multi-pack - 6 piece**

See **Actual Size**
REFERENCE



Q759

BEVELLED FAUCET WASHER - 9/16" OD



- 1/4R
- 1/8" thick
- Without packaging

See Actual Size REFERENCE

608

BEVELLED FAUCET WASHERS - 19/32" OD



- 1/4L
- 1/8" thick
- Multi-pack - 6 piece

See Actual Size REFERENCE

Q760

BEVELLED FAUCET WASHER - 19/32" OD



- 1/4L
- 1/8" thick
- Without packaging

See Actual Size REFERENCE

609

BEVELLED FAUCET WASHERS - 5/8" OD



- 3/8R
- 1/8" thick
- Multi-pack - 6 piece

See Actual Size REFERENCE

610

BEVELLED FAUCET WASHERS - 21/32" OD



- 3/8M
- 1/8" thick
- Multi-pack - 6 piece

See Actual Size REFERENCE

611

BEVELLED FAUCET WASHERS - 11/16" OD



- 3/8L
- 1/8" thick
- Multi-pack - 6 piece

See Actual Size REFERENCE

612

BEVELLED FAUCET WASHERS - 3/4" OD



- 1/2R
- 1/8" thick
- Multi-pack - 4 piece

See Actual Size REFERENCE

612A

BEVELLED FAUCET WASHERS - 13/16" OD



- 5/8R
- 1/8" thick
- Multi-pack - 4 piece

See Actual Size REFERENCE

623

BEVELLED FAUCET WASHER ASSORTMENT



- 5 Sizes from 00 to 3/8 R
- 12 piece assortment

614

FLAT FAUCET WASHERS - 1/2" OD



- 1/4 S (00)
- 1/8" thick
- Multi-pack - 6 piece

See Actual Size REFERENCE



747

FLAT FAUCET WASHERS - 1/2" OD



- 1/4 S (00)
- 1/8" thick
- Multi-pack - 100 piece

See **Actual Size**
REFERENCE

Q749

FLAT FAUCET WASHER - 9/16" OD



- 1/4 R
- 1/8" thick
- Without packaging

See **Actual Size**
REFERENCE

Q747

FLAT FAUCET WASHER - 1/2" OD



- 1/4 S (00)
- 1/8" thick
- Without packaging

See **Actual Size**
REFERENCE

749

FLAT FAUCET WASHERS - 9/16" OD



- 1/4 R
- 1/8" thick
- Multi-pack - 100 piece

See **Actual Size**
REFERENCE

615

FLAT FAUCET WASHERS - 17/32" OD



- 1/4 M (0)
- 1/8" thick
- Multi-pack - 6 piece

See **Actual Size**
REFERENCE

Q616T

FLAT FAUCET WASHER - 9/16" OD



- 1/4 R
- PTFE
- Without packaging

See **Actual Size**
REFERENCE

Q748

FLAT FAUCET WASHER - 17/32" OD



- 1/4 M (0)
- 1/8" thick
- Without packaging

See **Actual Size**
REFERENCE

617

FLAT FAUCET WASHERS - 19/32" OD



- 1/4 L
- 1/8" thick
- Multi-pack - 6 piece

See **Actual Size**
REFERENCE

616

FLAT FAUCET WASHERS - 9/16" OD



- 1/4 R
- 1/8" thick
- Multi-pack - 6 piece

See **Actual Size**
REFERENCE

Q750

FLAT FAUCET WASHER - 19/32" OD



- 1/4 L
- 1/8" thick
- Without packaging

See **Actual Size**
REFERENCE



618 FLAT FAUCET WASHERS - 5/8" OD



- 3/8 R
- 1/8" thick
- Multi-pack - 6 piece

See Actual Size REFERENCE

619 FLAT FAUCET WASHERS - 21/32" OD



- 3/8 M
- 1/8" thick
- Multi-pack - 6 piece

See Actual Size REFERENCE

620 FLAT FAUCET WASHERS - 11/16" OD



- 3/8 L
- 1/8" thick
- Multi-pack - 6 piece

See Actual Size REFERENCE

Q753 FLAT FAUCET WASHER - 11/16" OD



- 3/8 L
- 1/8" thick
- Without packaging

See Actual Size REFERENCE

621 FLAT FAUCET WASHERS - 3/4" OD



- 1/2 R
- 1/8" thick
- Multi-pack - 4 piece

See Actual Size REFERENCE

621A FLAT FAUCET WASHERS - 13/16" OD



- 5/8 R
- 1/8" thick
- Multi-pack - 4 piece

See Actual Size REFERENCE

622 FLAT FAUCET WASHERS - 7/8" OD



- 3/4 R
- 1/8" thick
- Multi-pack - 4 piece

See Actual Size REFERENCE

624 FLAT FAUCET WASHER ASSORTMENT



- 5 common sizes from (00) to 3/8 R
- 12 piece assortment

742 FLAT WASHER ASSORTMENT - 500 PIECE



- Includes 80 pieces each of (00), (0), 1/4R, 1/4L, 3/8R
- Also includes 35 pieces each of 3/8M, 3/8L
- Also includes 10 pieces each of 1/2R, 5/8R and 3/4R

744 FLAT WASHER ASSORTMENT - 250 PIECE



- Includes 50 pieces each of (00), (0), 1/4R, 1/4L, 3/8R



746

FLAT AND BEVELLED FAUCET WASHER ASSORTMENT



- Includes 25 of each (00), (0), 1/4R, 1/4L, 3/8R flat and bevelled faucet washers
- Also includes 13 of Q767, 6 of Q769 and 6 of Q769
- 275 piece assortment

790

BALL SEALERS - 1/4"



- Multi-pack - 2 piece

Q790

BALL SEALER - 1/4"



- Without packaging

791

BALL SEALERS - 3/8"



- Multi-pack - 2 piece

Q791

BALL SEALER - 3/8"



- Without packaging

Q792

BALL SEALER - 1/2"



- Without packaging

789

BALL SEALER ASSORTMENT - 6 PIECE



- Includes 2 each of Q790 (1/4"), Q791 (3/8") and Q792 (1/2")

Q775C

BRASS BIBB SCREW - 8 - 32 X 3/8"



- Replacement for Jameco™ and Sterling® cartridges
- Without packaging

Q775B

BRASS BIBB SCREW - 8 - 32 X 1/2"



- Replacement for Emco®, Waltec® and Wallaceburg™ cartridges
- Without packaging

Q775E

BRASS BIBB SCREW - 10 - 24 X 1/2"



- Without packaging



Q775A

BRASS BIBB SCREW - 10 - 32 X 1/2"



- Replacement for Emco® 1057 cartridge
- **Without packaging**

775F

BRASS BIBB SCREW ASSORTMENT



- 6 piece assortment
- Includes 2 each of Q775A, Q775B, Q775C

639

O-RING KIT



- Replacement for Crane® 354001 stem and deck spout
- 6 piece kit

.647

O-RING KIT



- Replacement for Cuthbert™ CII stem and deck spout
- 6 piece kit

.649

O-RING KIT



- Replacement for Delta® single lever faucets
- 4 piece kit

D-10

DELTA® O-RING KIT



- OEM RP25
- includes 4 O-rings - 2 of each size



D-11

DELTA® DELEX O-RING KIT



- OEM RP2055
- includes 3 O-rings – 2 sizes



642

O-RING KIT



- Replacement for Emco® 1057 stem and deck spout
- 6 piece kit

644

O-RING KIT



- Replacement for Jameco™ 1100 stem and deck spout
- 6 piece kit

648

O-RING KIT



- Replacement for Moen® single lever faucets
- 4 piece kit



651K O-RING KIT



- Replacement for Moen® 117
- Contains 3 o-rings and grease
- Used to repair single handle faucets

640 O-RING KIT



- Replacement for Mueller® 91470 stem and deck spout
- 6 piece kit

645 O-RING KIT



- Replacement for Sterling® A8153 stem and deck spout
- 6 piece kit

641 O-RING KIT



- Replacement for Wallaceburg™ W3244 stem and deck spout
- 6 piece kit

.646 O-RING KIT



- Replacement for Wallaceburg™ W3242 stem and deck spout
- 6 piece kit

643 O-RING KIT



- Replacement for Waltec® 76100 stem and deck spout
- 6 piece kit

650 O-RING KIT



- Replacement for Valley™ single lever faucets
- 4 piece kit

659 CARTRIDGE O-RING ASSORTMENT

- 10 piece assortment



659A SPOUT O-RING ASSORTMENT

- 5 sizes to fit common faucet brands
- Assortment contains quantity of 2 of each size



715 FAUCET O-RING ASSORTMENT



- 16 of the most popular o-ring sizes to fit spouts and cartridges
- Replacements for American Standard®, Crane®, Cuthbert™, Delta®, Emco®, Galt™, Jameco™, Moen®, Mueller®, Sterling®, Wallaceburg™, Waltec® and Valley™ faucets
- Each size may be ordered individually by part number as available
- 500 piece assortment



716

FAUCET O-RING ASSORTMENT



- 12 popular faucet cartridge and spout o-rings
- Use to repair most common faucet brands
- O-rings can be reordered by individual item#
- 250 piece assortment

Q732T

O-RING - 1/8" ID X 1/4" OD X 1/16" THICK



- Without packaging

See Actual Size REFERENCE

Q732R

O-RING - 5/32" ID X 9/32" OD X 1/16" THICK



- Without packaging

See Actual Size REFERENCE

Q730A

O-RING - 3/16" ID X 5/16" OD X 1/16" THICK



- Without packaging

See Actual Size REFERENCE

Q732S

O-RING - 7/32" ID X 11/32" OD X 1/16" THICK



- Without packaging

See Actual Size REFERENCE

Q730

O-RING - 1/4" ID X 3/8" OD X 1/16" THICK



- Replacement for Wallaceburg™ W3280 push-pull diverter cartridge
- Without packaging

See Actual Size REFERENCE

Q728

O-RING - 5/16" ID X 7/16" OD X 1/16" THICK



- Replacement for Wallaceburg™ W3242 cartridge and Mueller®, Crane® and Simplex stems
- Without packaging

See Actual Size REFERENCE

Q728A

O-RING - 3/8" ID X 1/2" OD X 1/16" THICK



- Without packaging

See Actual Size REFERENCE

Q723

O-RING - 3/8" ID X 9/16" OD X 3/32" THICK



- Replacement for Emco®, Sterling®, Waltec®, Cuthbert™, Galt™ and Jameco™ deck and centreset cartridges
- Without packaging

See Actual Size REFERENCE

723

O-RINGS - 3/8" ID X 9/16" OD X 3/32" THICK



- Replacement for Emco®, Sterling®, Waltec®, Cuthbert™, Galt™ and Jameco™ deck and centreset cartridges
- Multi-pack - 25 piece



Q721

O-RING - 7/16" ID X 11/16" OD X 1/8" THICK



- Replacement for Crane® Dialese faucets
- **Without packaging**

See **Actual Size** REFERENCE

721

O-RINGS - 7/16" ID X 11/16" OD X 1/8" THICK



- Replacement for Crane® Dialese faucets
- **Multi-pack - 25 piece**

724

O-RINGS - 9/16" ID X 3/4" OD X 3/32" THICK



- Replacement for Wallaceburg™, Waltec®, Emco®, Galt™, Cuthbert™, Sterling® and Jameco™ deck spouts
- **Multi-pack - 25 piece**

Q724

O-RING - 9/16" ID X 3/4" OD X 3/32" THICK



- Replacement for Wallaceburg™, Waltec®, Emco®, Galt™, Cuthbert™, Sterling® and Jameco™ deck spouts
- **Without packaging**

See **Actual Size** REFERENCE

Q727

O-RING - 7/16" ID X 5/8" OD X 3/32" THICK



- Replacement for American Standard®, Crane®, Sterling®, Emco® and Moen® faucets
- **Without packaging**

See **Actual Size** REFERENCE

726

O-RINGS - 5/8" ID X 13/16" OD X 3/32" THICK



- Replacement for American Standard®, Moen®, Mueller®, Sinclair and Cuthbert™ faucets
- **Multi-pack - 25 piece**

725

O-RINGS - 1/2" ID X 11/16" OD X 3/32" THICK



- Replacement for Crane®, Moen®, Emco® and Cuthbert™ faucets
- **Multi-pack - 25 piece**

732

O-RINGS - 11/16" ID X 13/16" OD X 1/16" THICK



- Replacement for Wallaceburg™ W3242 cartridge (outside) and T3773 diverter cartridge
- **Multi-pack - 25 piece**

Q727A

O-RING - 1/2" ID X 5/8" OD X 1/16" THICK



- **Without packaging**

See **Actual Size** REFERENCE

Q732

O-RING - 11/16" ID X 13/16" OD X 1/16" THICK



- Replacement for Wallaceburg™ W3242 cartridge (outside) and T3773 diverter cartridge
- **Without packaging**

See **Actual Size** REFERENCE



Q729A

O-RING - 3/4" ID X 7/8" OD X 1/16" THICK

- Without packaging



See Actual Size REFERENCE

Q720

O-RING - 3/4" ID X 15/16" OD X 3/32" THICK

- Replacement for Valley™ faucets
- Without packaging



See Actual Size REFERENCE

Q722A

O-RING - 3/4" ID X 1" OD X 1/8" THICK

- Without packaging



See Actual Size REFERENCE

Q720A

O-RING - 13/16" ID X 15/16" OD X 1/16" THICK

- Without packaging



See Actual Size REFERENCE

Q722

O-RING - 13/16" ID X 1" OD X 3/32" THICK

- Replacement for Crane® deck spout
- Without packaging



See Actual Size REFERENCE

Q722B

O-RING - 13/16" ID X 1-1/16" OD X 1/8" THICK

- Without packaging



See Actual Size REFERENCE

Q723A

O-RING - 21MM ID X 23MM OD X 1MM THICK

- Without packaging



See Actual Size REFERENCE

Q651A

O-RING - 7/8" ID X 1" OD X 1/16" THICK

- Without packaging



See Actual Size REFERENCE

Q732D

O-RING - 15/16" ID X 1-3/16" OD X 1/8" THICK

- Without packaging



See Actual Size REFERENCE

Q732J

O-RING - 1" ID X 1-1/4" OD X 1/8" THICK

- Without packaging



See Actual Size REFERENCE



Q732G

O-RING - 1-1/16" ID X 1-5/16" OD X 1/8" THICK

- Without packaging



See Actual Size REFERENCE

Q717

O-RING - 1-5/16" ID X 1/2" OD X 3/32" THICK

- Replacement for Delta® and Moen® faucets
- Without packaging



See Actual Size REFERENCE

Q732F

O-RING - 1-1/8" ID X 1-3/8" OD X 1/8" THICK

- Without packaging



See Actual Size REFERENCE

Q732E

O-RING - 1-5/16" ID X 1-9/16" OD X 1/8" THICK

- Without packaging



See Actual Size REFERENCE

Q732K

O-RING - 1-3/16" ID X 1-7/16" OD X 1/8" THICK

- Without packaging



See Actual Size REFERENCE

Q651B

O-RING - 1-3/8" ID X 1-1/2" OD X 1/16" THICK

- Without packaging



See Actual Size REFERENCE

Q718

O-RING - 1-1/4" ID X 1-1/2" OD X 1/8" THICK

- Replacement for Delta® faucets
- Without packaging



See Actual Size REFERENCE

Q732L

O-RING - 1-3/8" ID X 1-5/8" OD X 1/8" THICK

- Without packaging



See Actual Size REFERENCE

717

O-RINGS - 1-5/16" ID X 1/2" OD X 3/32" THICK

- Replacement for Delta® and Moen® faucets
- Multi-pack - 5 piece



Q732C

O-RING - 1-7/16" ID X 1-5/8" OD X 3/16" THICK

- Replacement for Bradley®, Kohler®, Cole and JPI faucets
- Without packaging



See Actual Size REFERENCE



Q732I

O-RING - 1-1/2" ID X 1-3/4" OD X 1/8" THICK

- Without packaging



See Actual Size REFERENCE

Q732N

O-RING - 1-1/2" ID X 1-7/8" OD X 3/16" THICK

- Without packaging



See Actual Size REFERENCE

Q719

O-RING - 1-9/16" ID X 1-3/4" OD X 3/32" THICK

- Replacement for Valley™ faucets
- Without packaging



See Actual Size REFERENCE

Q732H

O-RING - 1-3/4" ID X 2-1/8" OD X 3/16" THICK

- Without packaging



See Actual Size REFERENCE

600

STEM AND VALVE PACKING

- PTFE coated
- 24" length
- 3/32" diameter



601

GRAPHITE PACKING

- 24" length
- Self-forming



Q601B

BONNET PACKING - 3/4" OD (3/8 R)

- Graphite
- Without packaging



627

FAUCET SEAT WASHERS

- Replacement for Crane® Dialese 300104
- Multi-pack - 4 piece



Q767

FAUCET SEAT WASHER

- Replacement for Crane® Dialese 300104
- Without packaging



628

CORK GASKETS

- Replacement for Crane® Dialese faucets
- Multi-pack - 4 piece





737

CORK GASKETS

- Replacement for Crane® Dialese faucets
- Multi-pack - 25 piece



Q737

CORK GASKET

- Replacement for Crane® Dialese faucets
- Without packaging



634A

NYLON GASKETS

- Replacement gasket for Cuthbert™ 1960-5A
- Multi-pack - 5 piece



632

FIBRE GASKETS

- Replacement gasket for Emco® 1057 old style cartridge
- 29/32" ID X 1-1/32" OD X 1/16" wall
- Multi-pack - 5 piece



Q741

FIBRE GASKET

- Replacement gasket for Emco® 1057 old style cartridge
- 29/32" ID X 1-1/32" OD X 1/16" thick
- Without packaging



Q739

FIBRE GASKET

- Replacement gasket for Jameco™ 1100 cartridge
- 3/4" ID X 15/16" OD X 1/32" wall
- Without packaging



737T

T & S BRASS® ETERNA™ CARTRIDGE GASKETS - TOP

- OEM 002601-45
- Multi-pack - 2 piece



738T

T & S BRASS® ETERNA™ CARTRIDGE GASKETS - BOTTOM

- OEM 001022-45
- Multi-pack - 2 piece



767T

T & S BRASS® SEAT WASHERS

- OEM 001092-45
- Multi-pack - 2 piece



629

FIBRE GASKETS

- Replacement gasket for Waltec® 76100 cartridge
- 3/4" ID X 7/8" OD X 1/32" wall
- Multi-pack - 5 piece





Q735

FIBRE GASKET



- Replacement gasket for Waltec® 76100 cartridge
- 3/4" ID X 7/8" OD X 1/32" thick
- **Without packaging**

733

FIBRE WASHER ASSORTMENT - 250 PIECE



- Includes 25 pieces each of Q734, Q735, Q736, Q737, Q738, Q739, Q740
- Also includes 50 pieces of Q741
- Also includes 25 assorted fibre gaskets for other faucet models

174

BELANGER™ HIGH-RISE SPOUT - 8"



- OEM 3065-50
- For deck faucet
- Includes aerator
- Chrome



173

EMCO® TUBULAR SPOUT WITH AERATOR - 8"



- OEM 90132/51-193105
- For Emco® Doric™, Corona® and Classic® deck faucets
- Chrome



181

WALTEC® GOOSENECK SPOUT - 4"



- OEM 76388-1
- Includes aerator
- Chrome



181B

WALTEC® TUBULAR SPOUT - 11"



- OEM 76545-1
- Includes aerator
- Chrome



.184

WALTEC® SPOUT - OLD STYLE - 8"



- OEM 76363
- For all Waltec® faucets 1970-1977
- Includes aerator
- Chrome



184A

WALTEC® SPOUT - NEW STYLE - 8"



- OEM 76541-1
- For deck faucets since 1977
- Includes aerator
- Chrome



184B

WALTEC® NYLON SPLIT RING



- OEM 16790
- For new style spout



Q181D

WALTEC® HIGHRISE SPOUT WITH HOSE END - 6"



- OEM 76389
- Rough brass
- **Without packaging**





Q186

WALTEC® TUBULAR SPOUT - NEW STYLE - 14"



- OEM 76546-1
- New style spout with nylon ring and aerator
- Chrome
- **Without packaging**



173H

DELTA® HOSE ASSEMBLY - PULL OUT FAUCET



- OEM RP25423
- 59" length
- For gourmet kitchen faucet
- Chrome



173K

HOSE ASSEMBLY - PULL OUT FAUCET



- 48" length
- Fits most pull out faucets
- Stainless steel

187C

SPRAY HEAD - PULL OUT FAUCET



- Chrome

498

T & S BRASS® FLEXIBLE HOSE



- OEM B-0044-H
- 44" length
- Stainless steel hose with heat resistant handle
- Hose washers included



499

T & S BRASS® SPRAY VALVE



- OEM B-0107
- 1.15 GPM / 4.4 L/min @ 60 psi



454

RINSE HOSE AND SPRAYER - BLACK



- 4' hose

454W

RINSE HOSE AND SPRAYER - WHITE



- 4' hose

456

SPRAYER HEAD - BLACK AND CHROME



- Black with chrome

456CP

SPRAYER HEAD - CHROME



- Chrome



456W

SPRAYER HEAD - WHITE



- White with chrome band

456A

SIDE SPRAYER BASE AND HOSE GUIDE



- Chrome

310

AERATOR - MALE



- 13/16" male thread
- 2.2 gpm / 8.3 L/min
- Chrome



Q310

AERATOR - MALE



- 13/16" male thread
- 2.2 gpm / 8.3 L/min
- Chrome
- Without packaging



Q493

AERATOR - MALE



- 13/16" male thread
- 2.2 gpm / 8.3 L/min
- Chrome
- Without packaging

309

AERATOR - MALE



- 15/16" male thread
- Full flow
- Chrome



480

AERATOR - MALE - VANDAL PROOF



- 15/16" male thread
- 2.2 gpm / 8.3 L/min
- Includes wrench
- Chrome

Q489

AERATOR - MALE - CAREGUARD® - VANDAL PROOF



- 15/16" male thread
- 1.5 gpm / 5.7 L/min
- AgION™ antimicrobial technology for healthcare applications
- Chrome
- Without packaging

402

AERATOR - FEMALE



- 3/4" - 27 female thread
- 2.2 gpm / 8.3 L/min
- Chrome

401

AERATOR - FEMALE



- 55/64" female thread
- 2.2 gpm / 8.3 L/min
- Chrome



491

AERATOR - FEMALE



- 55/64" female thread
- 2.2 gpm / 8.3 L/min
- Chrome

481

AERATOR - FEMALE - VANDAL PROOF



- 55/64" female thread
- 2.2 gpm / 8.3 L/min
- Includes wrench
- Chrome

401K

AERATOR - FEMALE



- 55/64" female thread
- 2.0 gpm / 7.5 L/min
- Chrome

471

AERATOR - FEMALE



- 55/64" female thread
- 1.5 gpm / 5.7 L/min
- Chrome

Q488

AERATOR - FEMALE - CAREGUARD®



- 55/64" female thread
- 1.5 gpm / 5.7 L/min
- AgION™ antimicrobial technology for healthcare applications
- Chrome
- **Without packaging**

.400

AERATOR - DUAL THREAD



- 15/16" male or 55/64" female thread
- Full flow
- Chrome

Q400

AERATOR - DUAL THREAD



- 15/16" male or 55/64" female thread
- Full flow
- Chrome
- **Without packaging**

492

AERATOR - DUAL THREAD



- 15/16" male or 55/64" female thread
- 2.2 gpm / 8.3 L/min
- Chrome

400K

AERATOR - DUAL THREAD



- 15/16" male or 55/64" female thread
- 2.0 gpm / 7.5 L/min
- Chrome

.472

AERATOR - DUAL THREAD



- 15/16" male or 55/64" female thread
- 1.5 gpm / 5.7 L/min
- Chrome



400D

AERATOR - DUAL THREAD



- 55/64" female or 15/16" male thread
- 0.5 gpm / 1.9 L.P.M
- Chrome

.470

AERATOR - TRIPLE THREAD



- 55/64" female or 15/16" male or 13/16" male thread
- 1.5 gpm / 5.7 L/min
- Chrome

400A

AERATOR - SWIVEL



- Dual thread
- 2.0 gpm / 7.5 L/min
- White and chrome

.474

AERATOR - SWIVEL



- Dual thread
- 2.2 gpm / 8.3 L/min
- White

485

AERATOR - SWIVEL



- Dual thread
- 2.0 gpm / 7.6 L/min
- White and chrome

469

AERATOR - SWIVEL



- Dual thread
- 2.0 gpm / 7.6 L/min
- With Microban®
- White, grey and chrome

475

AERATOR - SWIVEL



- Dual thread
- 2.2 gpm / 8.3 L/min
- Black and chrome

486

AERATOR - SWIVEL



- Dual thread
- 2.0 gpm / 7.6 L/min
- Black and chrome

.476

AERATOR - DOUBLE SWIVEL



- Dual thread
- 2.0 gpm / 7.6 L/min
- Chrome and white

477

AERATOR - DOUBLE SWIVEL



- Dual thread
- 2.0 gpm / 7.6 L/min
- Black and chrome



478

AERATOR - DOUBLE SWIVEL



- Dual thread
- 2.0 gpm / 7.6 L/min
- Chrome and white

.479

AERATOR - DOUBLE SWIVEL



- Dual thread
- 2.0 gpm / 7.6 L/min
- Chrome and white

400C

AERATOR - FLEXIBLE



- 55/64" female or 15/16" male or 13/16" male thread
- White & chrome
- For laundry

401A

AERATOR WASHER - 55/64"



- For 55/64" female aerator

Q401C

AERATOR WASHER - 15/16"



- For 15/16" male aerator
- Without packaging

Q401D

AERATOR FLOW RESTRICTOR



- Reduces flow to 2.0 gpm / 7.5 L.P.M
- Brass
- Without packaging

401S

AERATOR SCREEN



- Stainless steel

401SW

AERATOR SCREEN AND WASHER



401T

T & S BRASS® SPRAY FACE



- OEM 001121-45
- For B-0107 spray valve



401TA

T & S BRASS® SPRAY FACE RUBBER RING



- OEM 007861-45
- For B-0107 spray valve





401TS

T & S BRASS® SPRAY FACE SCREW



- OEM 000913-45
- For B-0107 spray valve



403

AERATOR ADAPTER - FEMALE



- 55/64" female thread to 3/4" male hose thread
- Chrome

408

AERATOR ADAPTER - FEMALE



- 3/4" female hose thread to 55/64" male thread
- Chrome

409

AERATOR ADAPTER - MALE



- 13/16" male fine thread to 55/64" male thread
- Chrome

410

AERATOR ADAPTER - MALE



- 15/16" male fine thread to 55/64" male thread
- Chrome

404

AERATOR ADAPTER - FEMALE AND MALE



- 15/16" male and 55/64" female thread to 3/4" male hose thread
- Chrome

407

SNAP ADAPTER - FEMALE



- 3/4" male hose thread
- Pair with Master Plumber® 406 for dishwasher hook up
- Rough brass with plastic ring

407B

SNAP ADAPTER - FEMALE



- 1/2" MIP
- Pair with Master Plumber® 406 for dishwasher hook up
- Chrome brass

407A

SNAP ADAPTER - MALE



- For 3/4" hose thread
- Brass

406

SNAP ADAPTER - MALE



- For 15/16" male and 55/64" female threads
- Chrome



411

SNAP FITTING AERATOR - MALE



- Dual thread
- Fits Kenmore®, Westinghouse®, Kitchen Aid®, Hotpoint® and General Electric® dishwashers
- Chrome

411A

SNAP FITTING AERATOR - MALE - LONG



- Dual thread
- Fits Sears® dishwashers
- Chrome

412

SNAP FITTING AERATOR - DUAL THREADS



- For General Electric®, Hotpoint®, Viking® and Kitchen Aid® dishwashers
- Chrome

Q484

AERATOR WRENCH



- For vandal proof aerators
- **Without packaging**

141

BELANGER™ DOME HANDLE KIT



- OEM 3000
- Includes handle, hot button, cold button and mounting screw
- Chrome



Q113

CAMBRIDGE BRASS BLADE HANDLE KIT



- OEM 76405-1
- 4" blade handle
- Includes index buttons and screw
- Chrome
- **Without packaging**



137AK

HANDLE KIT - FIVE RIB - SMALL



- Replacement for Crane® 355151-2 / 039304-5
- Includes handle, hot button, cold button and mounting screw
- Chrome-plated metal

137BK

HANDLE KIT - FIVE RIB - MEDIUM



- Replacement for Crane® 355154-5 / 039315-6
- Includes handle, hot button, cold button and mounting screw
- Chrome-plated metal

137CK

HANDLE KIT - FIVE RIB - LARGE



- Replacement for Crane® 355157-8 / 039325-6
- Includes handle, hot button, cold button and mounting screw
- Chrome-plated metal

Q137D

HANDLE ADAPTER



- Replacement for Crane® Dialese faucets
- **Without packaging**



138AK

HANDLE KIT - ACRYLIC - SMALL



- Replacement for Crane® 355374-5 / 039287-8
- Includes handle, hot button, cold button and mounting screw

138BK

HANDLE KIT - ACRYLIC - MEDIUM



- Replacement for Crane® 355384-5 / 039307-8
- Includes handle, hot button, cold button and mounting screw

138CK

HANDLE KIT - ACRYLIC - LARGE



- Replacement for Crane® 355371-2 / 039321-2
- Includes handle, hot button, cold button and mounting screw

139

HANDLE KIT - METAL



- Replacement for Cuthbert™ Nova™ and Belanger™ faucets
- Includes handle, hot button, cold button and mounting screw
- Chrome-plated metal

164

DELTA® BLADE HANDLE SET - FOR TWO HANDLE LAVATORY FAUCET



- OEM RP6062/H28
- Includes 2 handles, 2 buttons and 2 screws
- Chrome



Q164C

DELTA® INDEX BUTTON - COLD



- OEM RP2412
- Fits 164 handle set
- Chrome
- Without packaging



Q164H

DELTA® INDEX BUTTON - HOT



- OEM RP2412
- Fits 164 handle set
- Chrome
- Without packaging



.165

DELTA® ACRYLIC HANDLE SET - FOR TWO HANDLE LAVATORY FAUCET



- OEM RP5693/RP19660/H21
- Includes 2 handles, 2 buttons and 2 mounting screws



167

DELTA® SINGLE LEVER KITCHEN HANDLE



- OEM RP2393
- Set screw included
- Chrome



167B

DELTA® ACRYLIC HANDLE - FOR SINGLE LEVER LAVATORY FAUCET



- OEM RP2389
- Includes button and screw





Q167E

DELTA® ACRYLIC HANDLE - FOR SINGLE LEVER LAVATORY FAUCET



- OEM RP17449
- Includes button and screw
- Without packaging



123A

EMCO® INDEX BUTTON SET - SMALL



- OEM 51-197775 and 51-197776
- 1 hot and 1 cold button



123B

EMCO® CORONA® HANDLE KIT - SMALL



- OEM 2198
- Includes handle, handle insert, hot & cold buttons and mounting screw
- Chrome-plated plastic



Q123B

EMCO® CORONA® HANDLE SET - SMALL



- OEM 2198
- Includes 2 handles, 2 buttons and 2 screws
- Chrome-plated plastic
- 1 pair
- Without packaging



123BE

HANDLE SCREWS



- Replacement for Emco® Corona® 51-191693
- Multi-pack - 2 piece

Q123BE

HANDLE SCREW



- Replacement for Emco® Corona® 51-191693
- Without packaging

124

EMCO® CORONA® HANDLE KIT - LARGE



- OEM 2199
- Includes handle, handle insert, hot & cold buttons and mounting screw
- Chrome-plated plastic



Q124

EMCO® CORONA® HANDLE SET - LARGE



- OEM 2199
- Includes 2 handles, 2 buttons and 2 screws
- Chrome-plated plastic
- 1 pair
- Without packaging



124B

HANDLE INDEX BUTTON SET - LARGE



- Replacement for Emco® 51-197777 and 51-197778

125

HANDLE KIT - SMALL



- Replacement for Emco® Sapphire® 2398
- Includes handle, hot button, cold button and mounting screw



126

HANDLE KIT - LARGE



- Replacement for Emco® Sapphire® 2399
- Includes handle, hot button, cold button and mounting screw

127B

EMCO® HANDLE INSERTS - NEW STYLE



- OEM 51-194943
- Multi-pack - 2 piece



127

EMCO® HANDLE INSERTS - NEW STYLE



- OEM 51-194943
- Multi-pack - 25 piece



Q127

EMCO® HANDLE INSERT - NEW STYLE



- OEM 51-194943
- Without packaging



127C

EMCO® HANDLE INSERTS - OLD STYLE



- OEM 51-191032
- Multi-pack - 2 piece



127A

EMCO® HANDLE INSERTS - OLD STYLE



- OEM 51-191032
- Multi-pack - 25 piece



Q127A

EMCO® HANDLE INSERT - OLD STYLE



- OEM 51-191032
- Without packaging



168B

EMCO® LAUNDRY FAUCET HANDLE KIT - BLUE



- OEM 4111
- Includes handle, handle insert and mounting screw



Q168

EMCO® LAUNDRY FAUCET HANDLE - BLUE



- OEM 4111
- Handle only
- Without packaging



168C

EMCO® LAUNDRY FAUCET HANDLE KIT - RED



- OEM 4110
- Includes handle, handle insert and mounting screw





Q168A

EMCO® LAUNDRY FAUCET HANDLE - RED



- OEM 4110
- Handle only
- Without packaging



Q594

EMCO® WALL HYDRANT HANDLE - BLACK



- OEM 54-197661
- Handle only
- Without packaging



144A

HANDLE KIT - ACRYLIC



- Replacement for Jameco™ Gemini® 2371
- Includes handle, index button and mounting screw

145

DOME HANDLE KIT



- Replacement for Jameco™ 1111
- Includes handle, hot button, cold button and mounting screw
- Chrome

145A

CROWN HANDLE KIT



- Replacement for Jameco™ 1092
- Includes mounting screw
- Chrome

104RK

ACRYLIC HANDLE KIT



- Replacement for Moen® 14926
- Includes handle, index button and mounting screw
- For single handle lavatory faucet

108K

ACRYLIC HANDLE KIT



- Replacement for Moen® Chateau® 96791
- Includes handle, index button and mounting screw
- For single handle lavatory faucet

157K

ACRYLIC HANDLE KIT



- Replacement for Sterling® Tempo® A8369-71
- Includes handle, hot button, cold button and mounting screw
- For deck, centreset and tub and shower faucets

171TC

T & S BRASS® LEVER HANDLE ASSEMBLY - COLD



- OEM 001636-45
- Includes index button and screw
- Fits all T & S Brass® compression and ceramic cartridges
- Chrome



171TH

T & S BRASS® LEVER HANDLE ASSEMBLY - HOT



- OEM 001637-45
- Includes handle, index button and mounting screw
- Fits all T & S Brass® compression and ceramic cartridges
- Chrome





121

ACRYLIC HANDLE KIT



- Replacement for Valley™ V6639
- Includes handle, index button and mounting screw
- For single handle faucets

122

CRYSTAL HANDLE KIT



- Replacement for Valley™ II V7800
- Includes handle, hot button, cold button and mounting screw
- For two handle faucets

151

WALTEC® CROWN HANDLE KIT - FOR COMPRESSION FAUCET



- OEM 76918
- Includes handle, hot button, cold button and mounting screw
- Chrome-plated plastic



Q151

WALTEC® CROWN HANDLE SET - FOR COMPRESSION FAUCET



- OEM 76918
- Includes 2 handles, 2 buttons and 2 mounting screws
- Chrome-plated plastic
- 1 pair
- Without packaging



Q151C

WALTEC® INDEX BUTTON - COLD



- OEM 200364
- Without packaging



Q151H

WALTEC® INDEX BUTTON - HOT



- OEM 200363
- Without packaging



152

WALTEC® CROWN HANDLE KIT - FOR WASHERLESS FAUCET



- OEM 76921
- Includes handle, hot button, cold button and mounting screws (2)
- Includes long screw for tub and shower
- Chrome-plated plastic



155

WALTEC® LEVER HANDLE KIT - FOR COMPRESSION FAUCET



- OEM 76920
- Includes handle, hot button, cold button and mounting screw
- Chrome-plated plastic



156

WALTEC® LEVER HANDLE KIT - FOR WASHERLESS FAUCET



- OEM 76923
- Includes handle, hot button, cold button and mounting screws (2)
- Also fits tub and shower
- Chrome-plated plastic



162A

WALTEC® FLOTROL™ LEVER HANDLE KIT



- OEM 76570
- Includes handle, hot button, cold button and mounting screw
- Chrome





162AA

WALTEC® HANDLE INSERTS



- OEM 17514
- Multi-pack - 2 piece



163

WALTEC® FLOTROL™ DOME HANDLE KIT



- OEM 76540
- Includes handle, hot button, cold button and mounting screw
- Chrome



163E

WALTEC® HANDLE SCREW



- OEM 16855
- Multi-pack - 2 piece



163G

WALTEC® INDEX BUTTON SET



- OEM 17771-2/17771-1



171A

WALTEC® LEVER HANDLE - HOT



- OEM 76696
- Includes handle and mounting screw
- For laundry faucet



171B

WALTEC® LEVER HANDLE - COLD



- OEM 76696
- Includes handle and mounting screw
- For laundry faucet



.190

DOME HANDLE SET



- 1-3/4" height
- Includes 2 handles, 2 adapters, 2 mounting screws and allen key
- Universal fit
- Chrome

192

ACRYLIC HANDLE SET



- Fits sink or tub and shower
- Includes 2 handles, 2 buttons, 2 mounting screws and allen key

514

LAWN FAUCET WHEEL HANDLE - SQUARE STEM



- Fits .300 square stems

514A

LAWN FAUCET WHEEL HANDLE - LARGE ROUND STEM



- Fits large stem with 12 broach round hole



517

LAWN FAUCET WHEEL HANDLE - SMALL ROUND STEM

- Fits small stem with 16 broach round hole



515

LAWN FAUCET KEY

- Fits .325 square stems



301

TAILPIECE COUPLING NUTS

- For lavatory faucets
- Brass
- Multi-pack - 2 piece



Q301

TAILPIECE COUPLING NUT

- For lavatory faucets
- Brass
- Without packaging



441

BASIN ROSETTES - DEEP PATTERN

- Replacement for Emco® 51-051788
- Steel
- Multi-pack - 2 piece



441A

BASIN ROSETTES - FLAT PATTERN

- Replacement for Emco® 51-033058
- Steel
- Multi-pack - 2 piece



441B

FAUCET LOCKNUTS

- Replacement for Emco® 51-197348
- Plastic
- Multi-pack - 2 piece



Q441B

FAUCET LOCKNUT

- Replacement for Emco® 51-197348
- Plastic
- Without packaging



442

LAVATORY FAUCET LOCKNUT

- Brass



Q442

LAVATORY FAUCET LOCKNUT

- Brass
- Without packaging





Q442FL

LAVATORY FAUCET LOCKNUT - FLANGED



- Cast brass
- 1/2" - 14 TPI
- **Without packaging**

Q800

SWING SPOUT WALL FAUCET



- 8" centres
- Includes soap dish
- Chrome
- **Without packaging**



Q801

BASIN FAUCET SET



- Cross handle faucets
- 2 single faucets per set
- Chrome
- **Plain packaging**



Q970

DRINKING FOUNTAIN BUBBLER



- Head only
- Push button
- Chrome
- **Without packaging**

970A

DRINKING FOUNTAIN BUBBLER RETROFIT KIT



- Includes coupling nut, rosette, nuts, nipple, hole cover and flange

Q970B

AERATOR - DRINKING FOUNTAIN BUBBLER



- Fits Master Plumber® Q970 drinking fountain bubbler
- 17/32" - 24 male threaded
- Chrome
- **Without packaging**

Q970C

DRINKING FOUNTAIN BUBBLER CARTRIDGE



- For Q970
- **Without packaging**



.200

TANK LEVER - 8" - CHROME



- Deluxe single action metal tank lever
- 3 hole design

200TL

TANK LEVER - 8" - CHROME



- Single action metal tank lever
- 3 hole design

Q200TL

TANK LEVER - 8" - CHROME



- Single action metal tank lever
- 3 hole design
- **Without packaging**

201

TANK LEVER - 8" - CHROME



- Replacement for Galtmaster™ toilets
- 3 hole design
- Metal

201TL

TANK LEVER - 8" - CHROME



- Economy single action tank lever
- 3 hole design
- Metal /Plastic

200CB

TANK LEVER - 8" - BONE



- Universal design to replace 4", 6" and 8" front mount levers
- 5 flush chain mounting options
- Trim to required length
- Plastic

200CW

TANK LEVER - 8" - WHITE



- Universal design to replace 4", 6" and 8" front mount levers
- 5 flush chain mounting options
- Trim to required length
- Plastic

201BN

TANK LEVER - 8" - BRUSHED NICKEL



- Universal design to replace 4", 6" and 8" front mount or corner mount levers
- Plastic handle with bendable metal arm

201CP

TANK LEVER - 8" - CHROME



- Universal design to replace 4", 6" and 8" front mount or corner mount levers
- Plastic handle with bendable metal arm

201CW

TANK LEVER - 8" - WHITE



- Universal design to replace 4", 6" and 8" front mount or corner mount levers
- Plastic handle with bendable metal arm



200AK

TANK LEVER - 8" - ANTIQUE WHITE



- Replacement for Crane® and other toilets
- 3 hole design
- Plastic

Q200W

TANK LEVER - 8" - WHITE



- Replacement for Crane® and other toilets
- 3 hole design
- Plastic
- **Without packaging**

200BK

TANK LEVER - 8" - SILVER GREY



- Replacement for Crane® and other toilets
- 3 hole design
- Plastic

201A

TANK LEVER - 4" - CHROME



- Replacement for American Standard® toilets
- 3 hole design
- Metal

200CP

TANK LEVER - 8" - CHROME



- Replacement for Crane® and other toilets
- 3 hole design
- Plastic

201AK

TANK LEVER - 4" - CHROME



- Replacement for American Standard® QH3176
- Plastic

200FK

TANK LEVER - 8" - BONE



- Replacement for Crane® and other toilets
- 3 hole design
- Plastic

201BK

TANK LEVER - 4" - WHITE



- Replacement for American Standard® QH3176
- Plastic

200W

TANK LEVER - 8" - WHITE



- Replacement for Crane® and other toilets
- 3 hole design
- Plastic

201CK

TANK LEVER - 4" - BONE



- Replacement for American Standard® QH3176
- Plastic



201GK

TANK LEVER - 4" - GREY



- Replacement for American Standard® QH3176
- Plastic

201R

AMERICAN STANDARD® TANK LEVER - WHITE



- OEM 047192-0200A
- 6" - 30°
- Plastic



201S

TANK LEVER - 4" - CHROME



- Replacement for American Standard® 738903-0020-A
- Fits Cadet® models
- Plastic

201T

AMERICAN STANDARD® TANK LEVER - WHITE



- OEM 047242-0200A
- 6" - 45°
- Plastic
- Fits American Standard® Aqualite™ toilets



200EL

TANK LEVER - 9" - SIDE MOUNT - CHROME



- Replacement for Eljer® Emblem toilets
- Chrome-plated metal

201EL

TANK LEVER - 9" - CHROME



- Replacement for American Standard® Eljer®
- Fits side mount Windsor® and Canterbury™ toilets
- Metal

201FL

FOREMOST® FLUSH BUTTON ASSEMBLY - CHROME



- OEM PB-TL-8267-Long/ PB-PBUTTON-H-A36131
- For dual flush toilets
- Top mount, push button - Long style



200KHC

KOHLER® TANK LEVER - 10" - CHROME



- OEM GP30324-CP
- Fits Kohler® WellWorth® 1.6 G.P.F. toilets and select Water-Guard™ toilets
- Plastic



201KHC

KOHLER® FLUSHMATE SHORT TANK LEVER - CHROME



- OEM GP1045276-CP
- Fits Kohler® K-4645/K-4484 and 503/504 series tanks
- Left hand tank lever for two piece toilets



200MC

MANSFIELD® TANK LEVER - CHROME



- OEM 160000015
- Front mount
- Plastic





200MW

MANSFIELD® TANK LEVER - WHITE



- OEM 160000013
- Front mount
- Plastic



Q201MC

MANSFIELD® TANK LEVER - 9" - CHROME



- OEM 41
- Front mount lever with flexible arm
- Plastic
- **Without packaging**



201TC

TANK LEVER - CHROME



- Replacement for Toto® THU004-C
- Side Mount

201VCK

TANK LEVER - CHROME



- Replacement for Vortens® Vienna™ V212
- Side mount tank lever

201VWK


TANK LEVER - WHITE



- Replacement for Vortens® Vienna™ V191-S
- Side mount tank lever

205


TOILET MOUNTING SCREW SET



- 5/16" x 2-1/4"
- Includes nuts and washers
- Brass
- Set of 2

206

TOILET MOUNTING BOLT SET



- 5/16" x 2-1/4"
- Includes nuts and washers
- Brass
- Set of 2

Q206

TOILET MOUNTING BOLT ASSEMBLY



- 5/16" x 2-1/4"
- Includes nut and washer
- Brass
- **Without packaging**

207

TOILET MOUNTING BOLT SET



- 5/16" x 2-1/4"
- Includes nuts and washers
- Plated steel
- Set of 2

Q207

TOILET MOUNTING BOLT ASSEMBLY



- 5/16" x 2-1/4"
- Includes nut and washer
- Plated steel
- **Without packaging**



206L

TOILET MOUNTING BOLT SET



- 5/16" x 3"
- Includes nuts and washers
- Brass
- Set of 2

Q206L

TOILET MOUNTING BOLT ASSEMBLY



- 5/16" x 3"
- Includes nut and washer
- Brass
- **Without packaging**

Q206B

TOILET MOUNTING BOLT NUT



- 5/16"
- Brass
- **Without packaging**

Q206C

TOILET MOUNTING BOLT WASHER



- 5/16"
- Brass
- **Without packaging**

258

TOILET BOLT CAP SET - WHITE



- For use with most standard toilet mounting bolts
- Includes retainer washers
- Plastic
- Set of 2

Q258

TOILET BOLT CAP SET - WHITE



- For use with most standard toilet mounting bolts
- Includes retainer washer
- Plastic
- **Without packaging**

258A

TOILET BOLT CAP SET - BONE



- For use with most standard toilet mounting bolts
- Includes retainer washers
- Plastic
- Set of 2

258C

TOILET BOLT CAP SET - GRAY



- For use with most standard toilet mounting bolts
- Includes retainer washers
- Plastic
- Set of 2

258S

DELUXE TOILET BOLT CAP SET



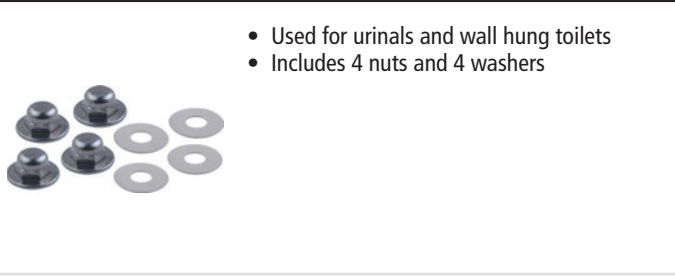
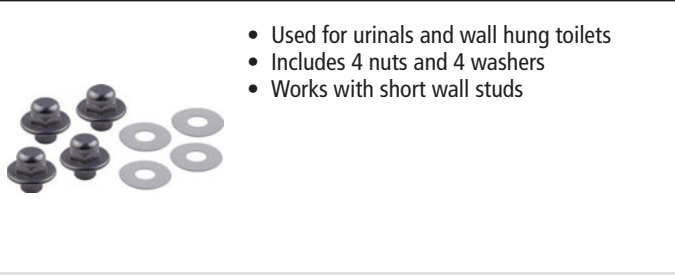
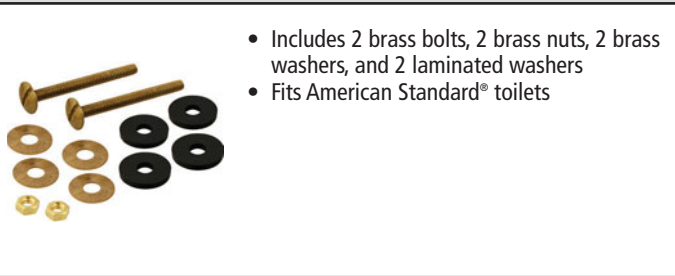
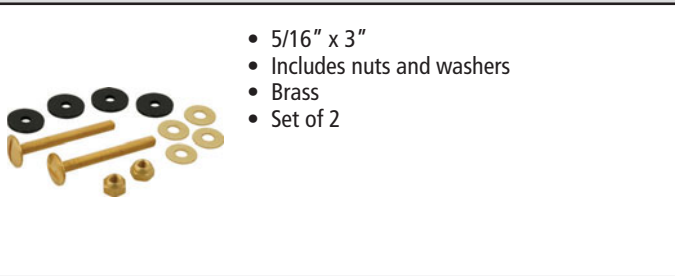
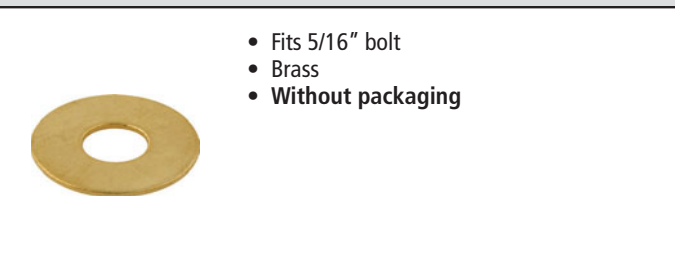
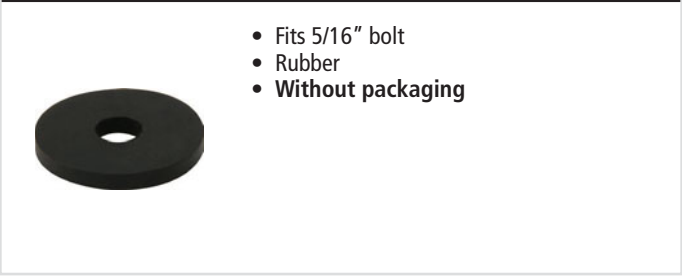
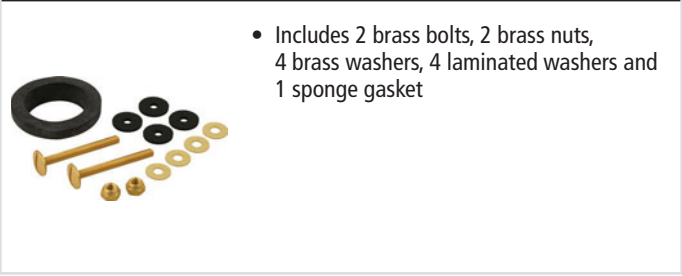
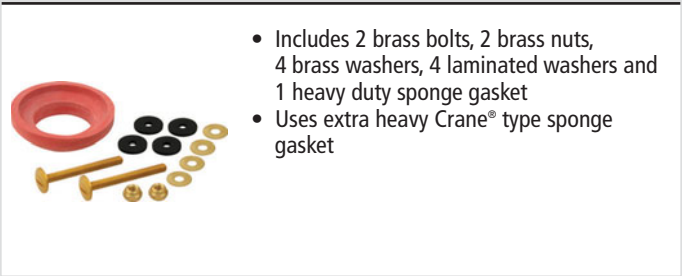
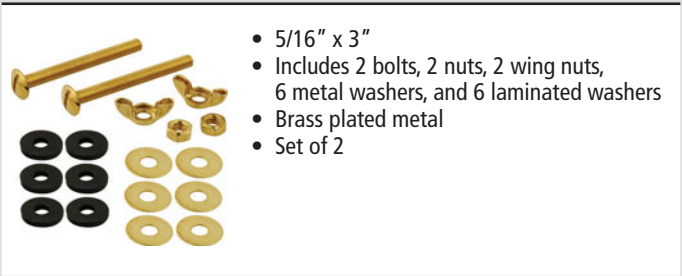
- Installs quickly without nut removal
- Includes 1/4" and 5/16" threaded retainer washers
- White
- Set of 2

259S

TOILET SHIM SET



- Helps eliminate toilet wobble
- Plastic
- Set of 4

**207B****CARRIER NUTS & WASHERS****207C****CARRIER NUTS & WASHERS - EXTENDED****209C****TOILET TANK MOUNTING BOLT SET - 2-1/2"****208****TOILET TANK MOUNTING BOLT SET - 3"****Q208B****TANK MOUNTING BOLT WASHER****Q208C****TANK MOUNTING BOLT LAMINATED WASHER****209****TOILET TANK TO BOWL KIT****209A****TOILET TANK TO BOWL KIT WITH HEAVY DUTY GASKET****209BF****TOILET TANK MOUNTING BOLT SET - 3"****Q209BF****TOILET TANK MOUNTING BOLT ASSEMBLY - 3"**



209KH

KOHLER® TANK TO BOWL KIT



- OEM GP51487
- Fits most two piece Kohler® toilets
- Includes nuts, washers and gasket



233

TANK TO BOWL GASKET



- Sponge Rubber

Q233

TANK TO BOWL GASKET



- Sponge rubber
- **Without packaging**

234

TANK TO BOWL GASKET



- Extra heavy sponge rubber
- Crane® type gasket

Q234

TANK TO BOWL GASKET



- Extra heavy sponge rubber
- Crane® type gasket
- **Without packaging**

234A

TANK TO BOWL GASKET



- Replacement for American Standard® and other toilets with 3" flush valves
- Fits American Standard® Cadet® 3 and others
- Sponge Rubber

211

TOILET TANK REPAIR KIT



- Includes Q214 flapper, Q222 float and Q229 fill valve assembly

211BCA

TOILET TANK REPAIR KIT



- Includes Brasscraft® adjustable anti-siphon fill valve and Hornet universal fit long life flapper
- Used to repair most standard flush toilets

211FK

TOILET TANK REPAIR KIT



- Includes 10" Coast® style anti-siphon ballcock, Hornet long life rubber flapper, float ball, 9" refill tube and 9" brass float rod

211L

TOILET TANK REPAIR KIT



- Includes 10" Hoover® anti-siphon ballcock, rubber flapper, float ball, 9" refill tube and 9" brass float rod



210

FRUGAL FLUSH RETROFLAPPER



- Universal fit - adjustable
- Includes hook and chain
- Includes Douglas® style adapter
- Adjustable dial for water savings on every flush

213C

FLAPPER CHAIN



- Includes hook and ring
- Stainless steel

213HL

HORNET LONG LIFE FLAPPER - 3"



- Replacement for American Standard®, Toto®, Jacuzzi® and most 3" flush valves
- Includes hook and chain
- Vinyl

213L

HORNET LONG LIFE FLAPPER - RUBBER



- Replacement for new style Crane® toilets
- Includes no rust, no kink chain
- Resists harsh chemical environments

Q213L

HORNET LONG LIFE FLAPPER - RUBBER



- Replacement for new style Crane® toilets
- Includes no rust, no kink chain
- Resists harsh chemical environments
- **Without packaging**

214

FLAPPER - RUBBER



- Universal fit
- Includes hook and chain
- Rubber

214CP

FLAPPERS - 6 PACK



- Universal fit
- Includes hook and chain
- Rubber
- **Multi-pack - 6 piece**

Q214EK

FLAPPER - VINYL



- Universal fit
- Includes strap
- **Without packaging**

214H

HORNET LONG LIFE FLAPPER - VINYL



- Universal fit
- Includes no rust, no kink chain
- Resists harsh chemical environments

214L

HORNET LONG LIFE FLAPPER - RUBBER



- Universal fit
- Includes no rust, no kink chain
- Resists harsh chemical environments



Q214L

HORNET LONG LIFE FLAPPER - RUBBER



- Universal fit
- Includes no rust, no kink chain
- Resists harsh chemical environments
- **Without packaging**

214T

FLAPPER - VINYL



- Universal Fit For 6 litre / 1.6 gallon toilets
- With integrated strap

212A

WATER SAVER FLAPPER WITH ADJUSTABLE FLOAT



- Replacement for American Standard® 738165-0070A
- Includes hook and chain
- Adjustable float on lift chain to maximize water savings

213PL

FLAPPER - 3"



- Replacement for American Standard® 738920-0070-A
- Fits American Standard® Cadet® 3 and Jacuzzi® Perfecta™ toilets
- Includes hook and chain
- Plastic

212ELK

FLAPPER WITH COUNTER BALANCE



- Replacement for Eljer® 495-6035-00
- Includes hook and chain
- Fits insulated tanks

214A

SEAT DISC - SNAP ON



- Replacement for American Standard® Q3-3643
- Fits #5 flush valve

214AL

SEAT DISC - SNAP ON - LONG LIFE - RUBBER



- Replacement for American Standard® Q3-3643
- Fits #5 flush valve

214AA

SEAT DISC - SCREW ON



- Replacement for American Standard® Q7-3383
- Fits #5 flush valve

214AAL

SEAT DISC - SCREW ON - LONG LIFE - RUBBER



- Replacement for American Standard® Q7-3383
- Fits #5 flush valve

213A

VINYL FLAPPER



- Replacement for Coast® 53206
- Includes hook and chain



Q213A

VINYL FLAPPER



- Replacement for Coast® 53206
- Includes hook and chain
- **Without packaging**

212

CRANE® FLAPPER WITH STYROFOAM CENTRE



- OEM 57
- Old Crane® style
- Includes hook and chain



212K

FLAPPER - STYROFOAM CENTRE



- Replacement for Crane® 57
- Fits old Crane® style
- Includes hook and chain

213

FLAPPER - RUBBER



- Replacement for new style Crane®
- Includes hook and chain
- Rubber

213E

VINYL FLAPPER



- Replacement for new style Crane®
- With integrated strap

213KH

KOHLER® CLASS FIVE® FLAPPER



- OEM GP1078441
- Replacement for Kohler® 1016546 and 1042313
- Includes hook and chain



210TK

WATER SAVER FLAPPER



- Replacement for Toto® TA009/THU303
- Includes hook and chain

215A

TRIPLE SEAL TANK BALL



- Includes stem wire

267

UPPER AND LOWER LIFT WIRE SET



- Brass

214BK

FLUSH VALVE ACTUATOR ASSEMBLY



- Replacement for American Standard® QR-9350
- Includes seat disc and chain



214D

FLUSH VALVE CHAIN



- Fits American Standard® QR-9350
- Used with tilt type actuators

214C

FLUSH VALVE SEAL



- Replacement for American Standard® 73069-07
- Fits N3055 valve

218AK

FLUSH VALVE ASSEMBLY



- Replacement for American Standard® QH-3161
- Includes actuator



218PL

FLUSH VALVE ASSEMBLY - 3"



- Replacement for American Standard® 738921-101.0070A
- Fits American Standard® Cadet® 3 and Jacuzzi® Perfecta™ toilets
- Includes flapper



230AS

FLUSH VALVE GASKET



- Replacement for American Standard® 7301111-0070A
- Fits Champion® flush valves

230B

FLUSH VALVE GASKET - SILICONE



- Fits American Standard®/Foremost® dual flush valves
- Fits Master Plumber® 218FD

218FD

FOREMOST® FLUSH VALVE ASSEMBLY



- OEM PB-TL-8267-FLUSH VALVE
- For dual flush toilets
- Top mount, push button style



218D

MANSFIELD® FLUSH VALVE ASSEMBLY



- OEM 210
- For 3.5 G.P.F. toilets



218E

MANSFIELD® FLUSH VALVE ASSEMBLY



- OEM 211
- For 1.6 G.P.F. toilets



218F

MANSFIELD® FLUSH VALVE STOP CAP



- OEM 002255907





230A

MANSFIELD® FLUSH VALVE GASKET



- OEM 630-00-30/741-0011/741-0013
- Fits 210 & 211 flush valves and Denali® and Vanquish™ models
- 2.178" ID X 3.46" OD X 0.065" Thickness



Q230A

MANSFIELD® FLUSH VALVE GASKET



- OEM 630-00-30/741-0011/741-0013
- Fits 210 & 211 flush valves and Denali® and Vanquish™ models
- 2.178" ID X 3.46" OD X 0.065" Thickness
- **Without packaging**



.218

FLUSH VALVE ASSEMBLY



- Includes flapper



Q219

FLUSH VALVE ASSEMBLY



- Replacement for Douglas® pattern
- Includes 1" overflow tube
- Brass
- **Without packaging**

220

CLOSET SPUD ASSEMBLY - 2" X 2"



220A

CLOSET SPUD ASSEMBLY - 2" X 1-1/2"



220B

CLOSET SPUD ASSEMBLY - 1-1/2" X 1-1/2"



220C

CLOSET SPUD ASSEMBLY - 1-1/4" X 1-1/4"



220D

URINAL SPUD ASSEMBLY - 1" X 3/4"



230

FLUSH VALVE WASHER - 2" - BEVELLED





231 FLANGED SPUD WASHER - 2" X 2"



231A REDUCING SPUD WASHER - 2" X 1-1/2"



231B FLANGED SPUD WASHER - 1-1/2" X 1-1/2"



231C FLANGED SPUD WASHER - 1-1/4" X 1-1/4"



231D FLANGED SPUD WASHER - 1"

- Fits 3/4" urinal spud



228E TANK FILL VALVE



- Use with 7/8" ballcock/fill valve connector
- With water level adjusting screw
- Not intended for use in potable water systems connected to municipal water systems

229J BALLCOCK/FILL VALVE - 9-1/2" - 13-1/2"



- Replaces most common ballcocks/fill valves
- Adjustable 9-1/2" - 13-1/2"
- Includes brass float rod and refill tube



229BK BALLCOCK/FILL VALVE - 9-1/2" - 13-1/2"



- Replacement for American Standard® QH-3020 & QH-3025
- Adjustable 9-1/2" - 13-1/2"
- Includes brass float rod and refill tube



244 BALLCOCK/FILL VALVE REPAIR KIT



- Replacement for American Standard® QR9506
- Fits American Standard® plastic fill valves

Q240BC BRASSCRAFT® BALLCOCK/FILL VALVE DIAPHRAGM



- OEM 000705
- Fits Brasscraft® BCT015 fill valves
- Without packaging





228FK

BALLCOCK/FILL VALVE - 10"



- Replaces Coast® type
- Includes brass float rod and refill tube



228GK

BALLCOCK/FILL VALVE - 8-1/2"



- Replaces Coast® type
- Includes brass float rod and refill tube



Q228GK

BALLCOCK/FILL VALVE - 8-1/2"



- Replaces Coast® type
- Includes brass float rod and refill tube
- **Without packaging**



239

BALLCOCK/FILL VALVE REPAIR KIT

- Fits 228FK/228GK fill valves



Q228J

BALLCOCK/FILL VALVE - 8"



- Replaces Coast® 1B1-X
- Includes brass float rod and refill tube
- **Without packaging**



245K

BALLCOCK/FILL VALVE DIAPHRAGM



- Replaces Crane® 301154
- Fits Crane® C-3001 brass fill valve

240

BALLCOCK/FILL VALVE DIAPHRAGM



- Fits Fluidmaster® fill valves

229

BALLCOCK/FILL VALVE - 8-1/2"



- Replacement for Hoover® 8121R
- Includes brass float rod and refill tube



237

BALLCOCK/FILL VALVE REPAIR KIT

- Fits 229/Q229 fill valve



229L

BALLCOCK/FILL VALVE - 10"



- Replaces Hoover® style
- Includes float rod and refill tube





Q229T

BALLCOCK/FILL VALVE REPAIR KIT



- Fits Hoover® 4 screw style
- **Without packaging**

Q228MT

MANSFIELD® BALLCOCK/FILL VALVE - 11-1/2"



- OEM 88
- Includes brass float rod and refill tube
- **Without packaging**



Q251

MANSFIELD® BALLCOCK/FILL VALVE DIAPHRAGM SET



- OEM 3422067 & 9362069
- Fits Mansfield® 08/88 plastic fill valves
- **Without packaging**



229A

BALLCOCK/FILL VALVE COUPLING NUT



- Plastic

Q229A

BALLCOCK/FILL VALVE COUPLING NUT



- Plastic
- **Without packaging**

235

BALLCOCK/FILL VALVE SHANK WASHER



- 5/8" bevelled

Q257A

BALLCOCK/FILL VALVE SHANK LOCKNUT



- Fits most common ballcocks/fill valves
- **Without packaging**

Q222

TOILET TANK FLOAT - PLASTIC



- 4" x 5"
- For use with metal or plastic float rods
- **Without packaging**

Q222B


TOILET TANK FLOAT - COPPER



- 4" x 5"
- **Without packaging**

264


FLOAT ROD - 8" - BRASS






265

FLOAT ROD - 9" - BRASS



Q229G


REFILL TUBE CLIP



- Without packaging

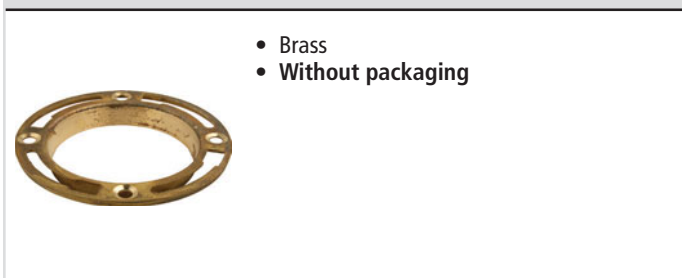
266A

REFILL TUBE - 9"



Q285

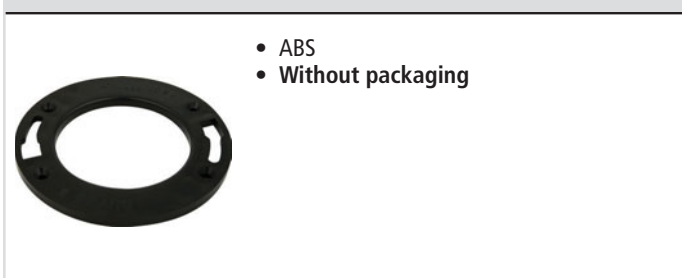
TOILET MOUNTING FLANGE



- Brass
- Without packaging

Q288

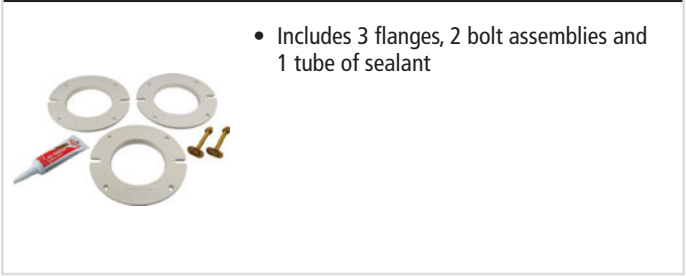
TOILET MOUNTING FLANGE



- ABS
- Without packaging

287

TOILET FLANGE EXTENSION KIT



- Includes 3 flanges, 2 bolt assemblies and 1 tube of sealant

Q287A

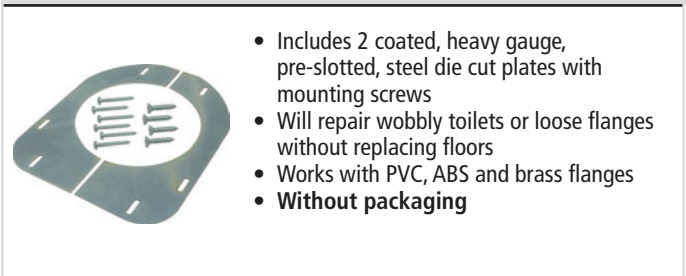
TOILET FLANGE EXTENSION FLANGE



- Flange only
- Without packaging

Q289

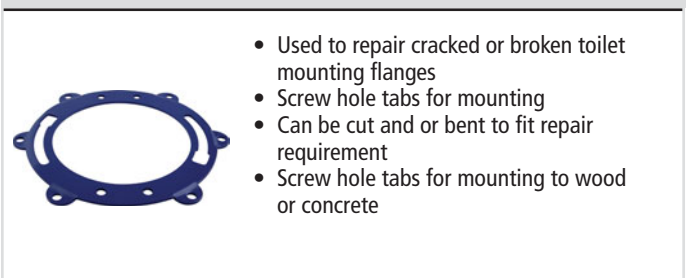
QUIK-FIX WOBBLY TOILET REPAIR KIT



- Includes 2 coated, heavy gauge, pre-slotted, steel die cut plates with mounting screws
- Will repair wobbly toilets or loose flanges without replacing floors
- Works with PVC, ABS and brass flanges
- Without packaging

289A

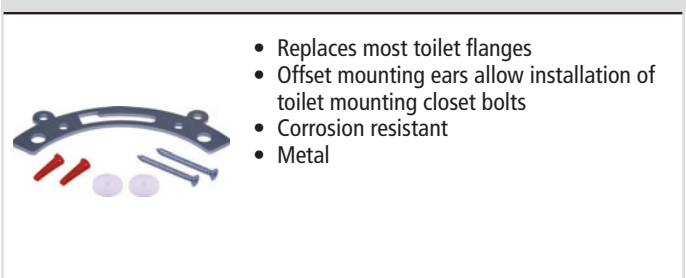
TOILET MOUNTING FLANGE REPAIR FLANGE WITH MOUNTING TABS



- Used to repair cracked or broken toilet mounting flanges
- Screw hole tabs for mounting
- Can be cut and or bent to fit repair requirement
- Screw hole tabs for mounting to wood or concrete

289B

TOILET FLANGE REPAIR RING



- Replaces most toilet flanges
- Offset mounting ears allow installation of toilet mounting closet bolts
- Corrosion resistant
- Metal



225D

TOILET MOUNTING GASKET - BOWL TO WALL



- For wall mount toilets
- Includes alignment ring and adhesive tape roll
- 5.35" OD x 3.5" ID x .68" thick

226

TOILET MOUNTING GASKET - SPONGE RUBBER - 1/2"



- 1/2" X 4"
- Standard sponge

Q226

TOILET MOUNTING GASKET - SPONGE RUBBER - 1/2"



- 1/2" X 4"
- Standard sponge
- Without packaging

227

TOILET MOUNTING GASKET - SPONGE RUBBER - 3/4"



- 3/4" x 4"
- Thick sponge

Q227

TOILET MOUNTING GASKET - SPONGE RUBBER - 3/4"



- 3/4" x 4"
- Thick sponge
- Without packaging

Q227A

TOILET MOUNTING GASKET - SPONGE RUBBER - 1"



- 1" x 4"
- Extra thick sponge
- Without packaging

227B

TOILET MOUNTING GASKET - SPONGE RUBBER WITH POSITIONING HOLES



- 6.8" OD x .8" thick
- Bolt holes position the bolts upright & the gasket in correct position

Q224

WAX TOILET SETTING SEAL



- Fits 3" & 4" waste lines

Q225

WAX TOILET SETTING SEAL WITH HORN



- Fits 3" & 4" waste lines

Q225A

REINFORCED WAX TOILET SETTING SEAL



- Reinforced urethane sponge with horn - 4"
- Fits 3" and 4" waste lines



Q225B

WAX TOILET SETTING SEAL WITH HORN



- Extra thick
- Fits 3" and 4" waste lines

Q225C

WAX URINAL GASKET



- Wax gasket with urethane
- For use with wall mounted urinals

260

TOILET SEAT HINGE SET



- Post type
- White plastic
- Set of 2

260B

TOILET SEAT BOLT SET



- 1/2" diameter x 2-1/4" length
- Includes nut and washer
- Plastic
- Set of 2

Q260B

TOILET SEAT BOLT ASSEMBLY



- 1/2" diameter x 2-1/4" length
- Includes nut and washer
- Plastic
- **Without packaging**

260C

TOILET SEAT BOLT SET



- 3/8" diameter x 2-1/2" length
- Includes nut and washer
- Set of 2

260D

TOILET SEAT STABILIZER KIT



- Helps to prevent loose toilet seats
- Universal fit design
- Works with most seat and hinge styles
- Set of 4

260SW

TOILET SEAT WASHERS



- Rubber
- **Multi-pack - 4 piece**

261

TOILET SEAT HINGE KIT



- Fits wood composition seats
- White plastic
- Includes mounting hardware

262A

TOILET SEAT BUMPER SET



- Fits most toilet seats
- Includes 4 lid bumpers and 4 seat bumpers



263

TOILET PAPER ROLLER - WHITE

- White plastic



263CP

TOILET PAPER ROLLER - CHROME

- Chrome-plated plastic





FITS AQUADIS® PRODUCTS

AD-3

FAUCET CARTRIDGE - HOT



- Replacement for Aquadis® RP-BA12HOT
- 1/2" ceramic
- For 8" faucets and 4 piece roman tub faucets

See Actual Size
REFERENCE

AD-4

FAUCET CARTRIDGE - COLD



- Replacement for Aquadis® RP-BA12COLD
- 1/2" ceramic
- For 8" faucets and 4 piece roman tub faucets

See Actual Size
REFERENCE

AD-7

TUB AND SHOWER CARTRIDGE



- Replacement for Aquadis® RP-D010
- Pressure balance cartridge with volume control

See Actual Size
REFERENCE

FITS AMERICAN STANDARD® PRODUCTS

AS-8

AMERICAN STANDARD® FAUCET
CARTRIDGE



- OEM 023529-0070A
- New Style - Ceramix™ or Reliant™ cartridge
- For single handle faucets



See Actual Size
REFERENCE

FITS BELANGER™ PRODUCTS

142

BELANGER™ HANDLE KIT - TUB & SHOWER
- PLASTIC



- OEM 2200
- Plastic lever handle for tub & shower diverter
- Includes handle, button and screw
- Chrome





FITS BRADLEY® PRODUCTS

B-1

**BRADLEY® BRADTROL CARTRIDGE
REPAIR KIT**



- OEM 300-760
- For Bradley® single control faucets
- Does not include stem
- Also used on some Cole faucets



FITS CUTHBERT™ PRODUCTS

QCU-2B

DIVERter KNOB



- Replacement for Cuthbert™ 3360-5
- **Without packaging**

CU-2BK

**DIVERter ASSEMBLY FOR
TUB AND SHOWER**



- Replacement for Cuthbert™ 3360-7A

See **Actual Size**
REFERENCE

CU-2K

**DIVERter ASSEMBLY FOR
TUB AND SHOWER - STANDARD BUTTON**



- Replacement for Cuthbert™ 1268-41

See **Actual Size**
REFERENCE

QCU-2KL

**DIVERter ASSEMBLY FOR
TUB AND SHOWER - LARGE BUTTON**



- Replacement for Cuthbert™ 1268-41
- **Without packaging**

See **Actual Size**
REFERENCE

CU-3

TUB AND SHOWER CARTRIDGE



- Replacement for Cuthbert™ MIV
- Fits both hot and cold
- For old style tub & shower

See **Actual Size**
REFERENCE

CU-4

DIVERter ASSEMBLY WITH BONNET NUT



- Replacement for Cuthbert™ 1960-5A
- For built-in tub and shower faucets
- Also fits Belanger™ faucets

See **Actual Size**
REFERENCE

CU-10

FAUCET SEATS - 9/16" - 24 TPI



- Replacement for Cuthbert™ and Belanger™ 0057A
- Renewable
- Fits all new style and most old style tub & shower, lavatory and deck faucets
- Brass
- **Multi-pack - 2 piece**

See **Actual Size**
REFERENCE



QCU-10

FAUCET SEAT - 9/16" - 24 TPI



- Replacement for Cuthbert™ and Belanger™ 0057A
- Renewable
- Fits all new style and most old style tub & shower, lavatory and deck faucets
- Brass
- **Without packaging**

See Actual Size REFERENCE

CU-12

FAUCET SEATS - LONG - 9/16" - 24 TPI



- Replacement for Cuthbert™ Nova™ tub and shower models 1960-1974 and Belanger™ faucets
- 9/16" - 24 TPI
- Brass
- **Multi-pack - 2 piece**

See Actual Size REFERENCE

QCU-12

FAUCET SEAT - LONG - 9/16" - 24 TPI



- Replacement for Cuthbert™ Nova™ tub and shower models 1960-1974 and Belanger™ faucets
- 9/16" - 24 TPI
- Brass
- **Without packaging**

See Actual Size REFERENCE

CU-13

FAUCET CARTRIDGE REPAIR KIT



- For Cuthbert™ CII cartridge
- Includes 2 seats, 2 washers, 2 O-rings, 2 nylon gaskets, 2 screws

195R

TUB AND SHOWER SLEEVE



- Replacement for Cuthbert™ 1960-7
- Chrome

195T

TUB AND SHOWER FLANGE



- Replacement for Cuthbert™ and Mueller® 145107
- Chrome

FITS DELTA® PRODUCTS

D-13

DELTA® TUB AND SHOWER REPAIR KIT



- OEM RP1991
- For 1600 series tub and showers faucets
- Includes 2 seats and 1 stem unit



D-20

DIVERTER ASSEMBLY

- Replacement for Delta® RP2650



See Actual Size REFERENCE

D-21

DELTA® TUB AND SHOWER CARTRIDGE



- OEM RP19804
- 13/14 series - Old style
- Pressure balance temperature control
- White and blue



See Actual Size REFERENCE



D-24

DELTA® LOWER HOUSING ASSEMBLY



- OEM RP19805
- For Delta® RP19804 shower cartridge
- Blue



See Actual Size REFERENCE

QD-22

DELTA® BALANCING SPOOL ASSEMBLY



- OEM RP574
- For tub and shower
- **Without packaging**



See Actual Size REFERENCE

QD-23

DELTA® DIVERTER STEM



- OEM RP5649
- Push button
- Chrome stem
- **Without packaging**



See Actual Size REFERENCE

D-25

DELTA® TUB AND SHOWER CARTRIDGE KIT



- OEM RP32104
- 17 series - Old style
- Fits models 2005 and prior



See Actual Size REFERENCE

D-25A

DELTA® TUB AND SHOWER CARTRIDGE ASSEMBLY



- OEM RP46463
- 17 series - New style



See Actual Size REFERENCE

D-26

DELTA® TUB AND SHOWER CARTRIDGE ASSEMBLY



- OEM RP46074
- 13/14 series - New style
- Pressure balance temperature control
- Grey and white



See Actual Size REFERENCE

D-27

DELTA® TUB AND SHOWER CARTRIDGE ASSEMBLY



- OEM RP47201
- 17T series
- Thermostatic cartridge



See Actual Size REFERENCE

166A

DELTA® HANDLE KIT - TUB & SHOWER - ACRYLIC



- OEM RP2392
- For single handle tub and shower faucets
- Includes handle, button and screw



167C

DELTA® HANDLE KIT - TUB & SHOWER - ACRYLIC



- OEM RP2391
- For single lever tub and shower faucets
- Includes handle, button and screw



Q167F

DELTA® HANDLE - TUB & SHOWER - ACRYLIC



- OEM RP5218
- For two handle roman tub
- **Without packaging**





Q167G

DELTA® HANDLE KIT - TUB & SHOWER - ACRYLIC



- OEM RP17451
- For single handle tub and shower faucets
- Includes handle, button and screw
- **Without packaging**



Q167P

DELTA® HANDLE KIT - TUB & SHOWER - ACRYLIC



- OEM RP17655
- For Monitor® bath handle
- Includes handle, button and screw
- **Without packaging**



167Q

DELTA® HANDLE ASSEMBLY - TUB & SHOWER - METAL



- OEM H79
- For single lever tub and shower faucets
- Chrome



FITS EMCO® PRODUCTS

E-10AA

EMCO® EQUITEMP™ PRESSURE BALANCE CARTRIDGE ASSEMBLY



- OEM 3103/51-197269
- Also fits Danfoss®, Waltec®, Delta® faucets



See Actual Size REFERENCE

QE-10C

STEM EXTENSION



- Replacement for Emco® 51-197044
- Plastic
- White
- **Without packaging**

E-11

EMCO® DIVERTER ASSEMBLY WITH KNOB



- OEM 51-193209/2275
- For concealed tub and shower
- Includes chrome knob



See Actual Size REFERENCE

E-12

DIVERTER STEM ASSEMBLY



- Replacement for Emco® 51-193210
- For facemount tub and shower

See Actual Size REFERENCE

E-22

DIVERTER ASSEMBLY



- Replacement for Emco® 51-138966
- For Doric™ old style, 3 valve tub and shower

See Actual Size REFERENCE

126B

EMCO® DIVERTER KNOB



- OEM 51-192439
- For facemount tub and shower





195G

CONCEALED TUB AND SHOWER FLANGE SLEEVE



- Replacement for Emco® 51-176219
- Use with Q199L
- Chrome

Q198G


DIVERTER SHROUD AND SLEEVE KIT



- Replacement for Emco® 51-195736 and 51-192932
- Plastic
- Chrome
- **Without packaging**

199L

TUB AND SHOWER FLANGE



- Replacement for Emco® 51-192864
- Use with 195G sleeve
- Chrome
- Plastic

E-12A

DIVERTER CARTRIDGE ASSEMBLY



- Replacement for Emco® 2285/51-193782
- For facemount tub and shower

See **Actual Size**
REFERENCE

E-14

EMCO® FAUCET SEATS - 9-16" - 27 TPI



- OEM 51-137719
- Brass
- Chrome-plated
- **Multi-pack - 2 piece**



See **Actual Size**
REFERENCE

QE-14K

FAUCET SEAT - 9/16" - 27 TPI



- Replacement for Emco® 51-137719
- Tub and shower
- Brass
- **Without packaging**

See **Actual Size**
REFERENCE

Q98

EMCO® HANDLE ASSEMBLY



- OEM 3100
- Chrome
- For Esprit™ / Equitemp™ faucets
- Includes handle, button and screw
- **Without packaging**



FITS GALT™ PRODUCTS

G-7

STEM ASSEMBLY



- Replacement for Galtmaster™ 70281
- For tub and shower valves (1953-1963)

See **Actual Size**
REFERENCE

G-8

STEM ASSEMBLY



- Replacement for Galtmaster™ 70283
- For tub and shower valves (1963-1969)

See **Actual Size**
REFERENCE



G-16

DIVERTER STEM ASSEMBLY



- Replacement for Galtmaster™ 70272
- For all Galtmaster™ tub and shower models (1954-1963)

See Actual Size REFERENCE

G-17

DIVERTER STEM ASSEMBLY



- Replacement for Galtmaster™ 70284
- For all Galtmaster™ tub and shower models (1963-1965)

See Actual Size REFERENCE

G-18

DIVERTER STEM ASSEMBLY



- Replacement for Galtmaster™ 70184
- For all Galtmaster™ tub and shower models (1965-1969)

See Actual Size REFERENCE

G-21

LAMINATED PACKINGS



- Replacement for Galtmaster™ 10822
- For tub and shower
- Multi-pack - 2 piece

FITS JAMECO™ PRODUCTS

J-4

FAUCET SEATS - LONG - 1/2" - 20 TPI



- Replacement for Jameco™ 1103
- For tub & shower
- Brass
- Multi-pack - 2 piece

See Actual Size REFERENCE

QJ-4A

FAUCET SEAT - MEDIUM - 1/2" - 20 TPI



- Replacement for Jameco™ 531-4
- Brass
- Without packaging

See Actual Size REFERENCE

FITS KOHLER® PRODUCTS

KH-10

KOHLER® PRESSURE BALANCING VALVE REPAIR KIT



- OEM GP500520
- For All Rite-Temp® models





KH-11

KOHLER® MIXER CAP KIT



- OEM GP77759
- For K-304 Rite-Temp® valve



FITS MIXET® PRODUCTS

MX-1

MIXET STEM ASSEMBLY



- OEM MS5AT-C
- Includes chrome retainer nut and PTFE head
- Since 1968



See **Actual Size**
REFERENCE

81

MIXET VOLUME CONTROL HANDLE KIT



- OEM MRH-CLR
- Includes handle and screw
- Clear



.86

MIXET HANDLE KIT - TUB & SHOWER - PLASTIC



- OEM MTH-CLR
- For temperature control
- Clear plastic handle with screw



FITS MOEN® PRODUCTS

105RK

HANDLE KIT - TUB & SHOWER - ACRYLIC



- Replacement for Moen® 14927
- For single handle tub and shower faucets
- Includes handle, button and screw

106K

HANDLE KIT - TUB & SHOWER - ACRYLIC



- Replacement for Moen® II 14359
- For two handle tub and shower faucet
- Includes handle, hot button, cold button and 2 screws

109AK

HANDLE KIT - TUB & SHOWER - ACRYLIC



- Replacement for Moen® 96884
- Fits single handle Moen® Chateau® Posi-Temp® tub and shower faucet
- Includes handle, button and screw

109CK

HANDLE KIT - TUB & SHOWER - METAL



- Replacement for Moen® 14732
- Lever handle for single handle Moen® Chateau® Posi-Temp® tub and shower faucet
- Includes handle, button and screw
- Chrome



109K

HANDLE KIT - TUB & SHOWER - ACRYLIC



- Replacement for Moen® 96797
- For Moen® Chateau® single handle tub and shower faucets
- Includes handle, button and screw

FITS MUELLER® PRODUCTS

MU-9

TUB AND SHOWER STEM ASSEMBLY



- Replacement for Mueller® 91286
- For Beautycraft™, Mark III™ and Mark IV™ models
- With bibb washer and screw

See Actual Size REFERENCE

MU-10

DIVERTER STEM ASSEMBLY



- Replacement for Mueller® 91406
- For Beautycraft™, Mark III™ and Mark IV™ models
- With bibb washer and screw

See Actual Size REFERENCE

QMU-10A

DIVERTER STEM ASSEMBLY



- Replacement for Mueller® 91406A
- For Beautycraft™, Mark III™ and Mark IV™ models
- Includes body, stem assembly and bonnet
- **Without packaging**

See Actual Size REFERENCE

MU-11

TUB AND SHOWER STEM ASSEMBLY - HOT



- Replacement for Mueller® 145139
- For Mueller® Nova™, Niagara™, Nassau™ models

See Actual Size REFERENCE

MU-12

TUB AND SHOWER STEM ASSEMBLY - COLD



- Replacement for Mueller® 145141
- For Mueller® Nova™, Niagara™, Nassau™ models

See Actual Size REFERENCE

Q195S

TUB AND SHOWER SLEEVE



- Replacement for Mueller® 145108
- Chrome
- **Without packaging**

FITS NIBCO® PRODUCTS

Q1225

FAUCET CARTRIDGE



- Replacement for Nibco® 85501
- For washerless faucet
- **Without packaging**

See Actual Size REFERENCE



FITS PFISTER™ PRODUCTS

PF-5

PFISTER® WASHERLESS CARTRIDGE



- OEM 974-292
- Fits single handle kitchen, lavatory and tub and shower faucets



See Actual Size
REFERENCE

PF-18

PFISTER® SHOWER CARTRIDGE



- OEM 974-042
- Fits pressure balance, single handle showers



See Actual Size
REFERENCE

Q146

PFISTER® FLOWMATIC HANDLE



- OEM 940-321A
- For kitchen, lavatory and tub and shower faucets
- Chrome
- Without packaging



FITS STERLING® PRODUCTS

S-6

STERLING® CARTRIDGE AND
STEM ASSEMBLY



- OEM A8105
- For Canadian tub and shower models



See Actual Size
REFERENCE

S-6K

CARTRIDGE AND STEM ASSEMBLY



- Replacement for Sterling® A8105
- For Canadian tub and shower models



See Actual Size
REFERENCE

S-7

STERLING® CARTRIDGE AND
DIVERter STEM ASSEMBLY



- OEM A8106
- For Canadian tub and shower models



See Actual Size
REFERENCE

S-7K

CARTRIDGE AND DIVERter
STEM ASSEMBLY



- Replacement for Sterling® A8106
- For Canadian tub and shower models



See Actual Size
REFERENCE



S-9K

FAUCET SEATS - 9/16" - 24 TPI



- Replacement for Sterling® 99S47699
- For Canadian tub and shower models
- 9/16" - 24 TPI
- Multi-pack - 2 piece

See Actual Size REFERENCE

S-11

STERLING® STEM PACKINGS



- OEM 99S3323
- For A8105 tub and shower cartridge
- Multi-pack - 2 piece



S-12K

BACK SEAT WASHER FOR DIVERTER STEM ASSEMBLY



- Replacement for Sterling® 99S0723
- For A8106 diverter stem assembly

157K

ACRYLIC HANDLE KIT



- Replacement for Sterling® Tempo® A8369-71
- For deck, centreset and tub and shower faucets
- Includes handle, hot button, cold button and mounting screw

FITS SYMMONS® PRODUCTS

SY-2

SYMMONS® FLOW CONTROL SPINDLE



- OEM C-5
- For Safetymix®, single handle tub and shower valve



See Actual Size REFERENCE

SY-4

SYMMONS® HOT AND COLD SEAT REPAIR KIT



- OEM TA-4
- 2 piece kit



SY-5

SYMMONS® MAXI FLOW CONTROL SPINDLE



- OEM TA-10
- For Temptrol® single handle tub and shower valve



See Actual Size REFERENCE

SY-6

SYMMONS® WASHER REPAIR KIT



- OEM TA-9
- For Temptrol® valve





FITS UBERHAUS® PRODUCTS

UB-13

UBERHAUS® TUB AND SHOWER CARTRIDGE



- OEM J20401HY1
- For pressure balance tub and shower faucets



See Actual Size
REFERENCE

FITS VALLEY™ PRODUCTS

QV-8

SHOWER STEM EXTENDER



- Replacement for Valley™ V5805
- Without packaging

See Actual Size
REFERENCE

117

HANDLE KIT - TUB & SHOWER - ACRYLIC



- Replacement for Valley™ V5013BG
- For single handle tub and shower faucets
- For new style
- Includes handle, button and screw

FITS WALLACEBURG™ PRODUCTS

WA-1K

SLEEVE STRUCTURE CARTRIDGE - HOT - NEW STYLE



- Replacement for Wallaceburg™ W3244 hot
- For two handle deck, centreset and tub and shower faucets
- Includes gasket

See Actual Size
REFERENCE

WA-2K

SLEEVE STRUCTURE CARTRIDGE - COLD - NEW STYLE



- Replacement for Wallaceburg™ W3244 cold
- For two handle deck, centreset and tub and shower faucets
- Includes gasket

See Actual Size
REFERENCE

WA-5

WALLACEBURG™ DIVERTER ASSEMBLY



- OEM W3280
- For Jubilee™ facemount tub and showers



See Actual Size
REFERENCE

WA-6

TUB AND SHOWER CARTRIDGE ASSEMBLY



- Replacement for Wallaceburg™ T3773
- For Jubilee™ facemount tub and shower faucets (1950-1968)

See Actual Size
REFERENCE



WA-7

TUB AND SHOWER DIVERTER ASSEMBLY



- Replacement for Wallaceburg™ T3775
- For Jubilee™ facemount tub and shower faucets (1950-1968)

See Actual Size REFERENCE

WA-11X

WALLACEBURG™ FAUCET SEATS - FAUCET & TUB AND SHOWER - 9/16" - 24 TPI



- OEM 16500
- 9/16" - 24 TPI
- Chrome-plated
- Multi-pack - 2 piece



See Actual Size REFERENCE

FITS WALTEC® PRODUCTS

W-7

WALTEC® DIVERTER ASSEMBLY



- OEM 76305
- For Starburst® and Flotrol™ facemount tub and shower valves (1970-1973)



See Actual Size REFERENCE

W-8

WALTEC® DIVERTER ASSEMBLY



- OEM 76341
- For Starburst® and Flotrol™ facemount tub and shower valves (1974-1978)



See Actual Size REFERENCE

W-9

DIVERTER ASSEMBLY



- Replacement for Waltec® T25159
- For Starburst® concealed tub and shower valves (1970-1974)

See Actual Size REFERENCE

W-10

DIVERTER ASSEMBLY



- Replacement for Waltec® T25168
- For Flotrol™ concealed tub and shower valves (1970-1973)

See Actual Size REFERENCE

W-11

WALTEC® DIVERTER ASSEMBLY



- OEM 76655
- For Starburst® and Flotrol™ concealed tub and shower valves (manufactured since 1974)



See Actual Size REFERENCE

W-13X

WALTEC®/WALLACEBURG™ FAUCET SEATS - LONG - 9/16" - 24 TPI



- OEM 16392/WP16392LF
- 9/16" - 24 TPI
- Chrome-plated
- Multi-pack - 2 piece



See Actual Size REFERENCE

655

DIVERTER SEAT - "D" RINGS



- Replacement for Waltec® 16406
- For facemount and concealed 1974 Starburst® and Flotrol™ faucets
- Multi-pack - 4 piece



656

WALTEC® DIVERTER END SEALS



- OEM 16411
- For 76655 diverter assembly
- Multi-pack - 4 piece



163A

WALTEC® DIVERTER KNOB - PLASTIC



- OEM 10455
- For tub and shower
- ABS
- Chrome



163B

WALTEC® DIVERTER KNOB - BRASS



- OEM T4234/18030
- For tub and shower
- Chrome plated brass



163F

TUB AND SHOWER DIVERTER KNOB KIT



- Replacement for Waltec® 76345
- For Starburst® and Flotrol™ faucets
- Push-Pull knob with screw
- Chrome

163N

WALTEC® DIVERTER KNOB KIT



- OEM 201017
- For facemount diverters
- Push-Pull knob with screw
- Chrome



195H

WALTEC® TUB AND SHOWER HOLD DOWN HUB



- OEM 16398
- Chrome



195J

WALTEC® DIVERTER HUB



- OEM 16420
- Chrome



195L

WALTEC® TUB AND SHOWER FLANGE



- OEM 16417
- Chrome



195M

WALTEC® DIVERTER FLANGE



- OEM 16421
- Chrome



192

ACRYLIC HANDLE SET



- Fits sink or tub and shower
- Includes 2 handles, 2 buttons, 2 mounting screws and allen key



Q505BATK1

TUB AND SHOWER REMODEL TRIM KIT - SHOWER ONLY



- 1.75 G.P.M / 6.6 L/min showerhead
- Includes showerhead, shower arm and shower arm flange
- 3 piece kit - Chrome
- Plain packaging



Q505BATK1BN

TUB AND SHOWER REMODEL TRIM KIT - SHOWER ONLY



- 1.75 G.P.M / 6.6 L/min showerhead
- Includes showerhead, shower arm and shower arm flange
- 3 piece kit -Brushed Nickel
- Plain packaging



Q505BATK2

TUB AND SHOWER REMODEL TRIM KIT - TUB AND SHOWER



- 1.75 G.P.M / 6.6 L/min showerhead
- Includes showerhead, shower arm, shower arm flange and diverter tub spout
- Tub spout with diverter for 5/8" OD copper tube
- 4 piece kit - Chrome
- Plain packaging



Q505BATK2BN

TUB AND SHOWER REMODEL TRIM KIT - TUB AND SHOWER



- 1.75 G.P.M / 6.6 L/min showerhead
- Includes showerhead, shower arm, shower arm flange and diverter tub spout
- Tub spout with diverter for 5/8" OD copper tube
- 4 piece kit -Brushed Nickel
- Plain packaging



195

DIVERTER TUB SPOUT - 1/2" OR 3/4" IPS



- Connects at wall end
- Chrome



195B

DIVERTER TUB SPOUT - 1/2" IPS



- Connects at nose end
- Chrome



195D

DELTA® DIVERTER TUB SPOUT - PULL DOWN



- OEM RP17453
- Connects at nose or wall end
- Fits 1/2" IPS, 3/4" IPS or 1/2" Nom Copper
- Chrome



195F

DIVERTER TUB SPOUT - UNIVERSAL MOUNTING



- Fits 1/2" IPS or 3/4" IPS wall nipples, 1/2" IPS at nose end or 1/2" Nom Copper
- Includes hex key
- Chrome



196E

DIVERTER TUB SPOUT - 1/2" OR 3/4" IPS - SOLID BRASS



- 3/4" IPS with 1/2" IPS bushing to connect at wall end
- Chrome



197

DIVERTER TUB SPOUT - 1/2" OR 3/4" IPS - TELEPHONE SHOWER - TOP OUTLET



- Connects at wall end
- Chrome





.197A

DIVERTER TUB SPOUT - 1/2" OR 3/4" IPS - TELEPHONE SHOWER - SIDE OUTLET



- Connects at wall end
- Chrome



.197C

DIVERTER TUB SPOUT - 1/2" NOM - SLIP ON



- Connects at wall end
- Use with copper pipe
- Includes hex key
- Chrome



Q197E

DIVERTER TUB SPOUT - 1/2" OR 3/4" IPS



- 1/2" or 3/4" IPS for mounting at wall end
- 1/2" IPS for mounting at nose end
- Chrome
- Plain packaging



Q197F

DIVERTER TUB SPOUT - 1/2" IPS - WITH EXTENSION



- Connects at nose end
- Use with iron pipe nipple
- 8-3/8" long (with extension)
- Chrome
- Plain packaging



195C

DIVERTER TUB SPOUT REPAIR KIT



- Includes chrome lift knob, plastic plate and washer

195A

TUB SPOUT - 1/2" NOM - SLIP ON



- Replacement for Emco® 51-194824
- Connects at wall end
- Includes hex key
- Chrome

196

TUB SPOUT - 1/2" IPS



- Replacement for Emco® 51-052579
- Connects at wall end
- 1/2" IPS threads
- Chrome



.196D

TUB SPOUT - 1/2" FINE OR 3/4" COARSE THREAD



- Replacement for Waltec® 76588
- Connects at nose end
- 3/4" coarse thread with 1/2" fine thread bushing
- Chrome



196DA

TUB SPOUT - 1/2" OR 3/4" IPS



- Connects at nose end
- 3/4" coarse thread with 1/2" coarse thread bushing
- Chrome



196AA

TUB SPOUT NIPPLE - 1/2" MIP X 3-1/4"



- Replacement for Emco® 51-194387
- Brass



.196A TUB SPOUT NIPPLE - 1/2" MIP X 4-1/2"

- Brass



.196B WALTEC® TUB SPOUT NIPPLE - 5-1/4"

- OEM T3744/WT3774/WP3774
- 1/2" x 5-1/4"
- Coarse thread x fine thread



.196C TUB SPOUT BUSHINGS - 1/2" MIP X 5/8" ID

- Fits 1/2" Nom copper pipe
- Brass
- Multi-pack - 2 piece



196DB TUB SPOUT ADAPTER - 3/4" IPS X 1/2" FINE

- Fits Q196D
- Plastic



196Q TUB SPOUT TRIM RING - CHROME

- Decorative trim ring
- Helps to conceal small gaps and imperfections in wall, at tub spout



196QBN TUB SPOUT TRIM RING - BRUSHED NICKEL

- Decorative trim ring
- Helps to conceal small gaps and imperfections in wall, at tub spout



.198 TUB SPOUT REDUCING BUSHING - 3/4" MIP X 1/2 FIP

- Brass
- Adapts 3/4" FIP tub spout to 1/2" MIP nipples



417 DRAIN STOPPER WITH CHAIN - BATHTUB & LAUNDRY TUB

- Fits 1-3/8" drains
- Includes 15" nickel plated brass chain
- White



.500 DRAIN STOPPER WITH CHAIN - BATHTUB

- Fits 1-1/2" drains
- Includes 15" nickel plated brass chain
- White



501A DRAIN STOPPER WITH CHAIN - BATHTUB

- Fits 1-1/2" - 2" drains
- Includes 15" nickel plated chain
- White





.501

DRAIN STOPPER - BATHTUB



- Fits 1-1/2" - 2" drains
- White

Q501

DRAIN STOPPER - BATHTUB



- Fits 1-1/2" - 2" drains
- White
- **Without packaging**

536A

DRAIN STOPPER - BATHTUB



- Fits 1-3/8" drains
- Hollow
- White

Q536

DRAIN STOPPER - BATHTUB



- Fits 1-3/8" drains
- Hollow
- White
- **Without packaging**

537A

DRAIN STOPPER - BATHTUB



- Fits 1-1/2" drains
- Hollow
- White

Q537

DRAIN STOPPER - BATHTUB



- Fits 1-1/2" drains
- Hollow
- White
- **Without packaging**

538A

DRAIN STOPPER - BATHTUB



- Fits 1-5/8" drains
- Hollow
- White

539A

DRAIN STOPPER - BATHTUB



- Fits 1-3/4" drains
- Hollow
- White

540A

DRAIN STOPPER - BATHTUB



- Fits 1-7/8" drains
- Hollow
- White

500B

SNUG PLUG® DRAIN STOPPER - BATHTUB



- Fits 1-1/2" - 2" drains
- Fingertip activated to open and close
- White



502HS

HAIR SNARE™ DRAIN GUARD



- Universal fit with self sealing base
- White Plastic
- 5" Diameter

502HSM

SHOWER DRAIN STRAINER



- Brushed nickel
- Metal with rubber ring
- 5.75" Diameter

505AK

TINGLE KING® DELUXE SHOWER HEAD



- Replacement for Emco® 2207
- 2.5 gpm / 9.5 L/min
- White and chrome



Q505AK

TINGLE KING® DELUXE SHOWER HEAD



- Replacement for Emco® 2207
- 2.5 gpm / 9.5 L/min
- White and chrome
- Plain packaging



505B

SHOWER HEAD - 2.5 GPM



- 1/2" FIP
- 2.5 gpm / 9.5 L/min
- ABS material
- Black / chrome



505BA

SHOWER HEAD - 1.75 GPM



- 1/2" FIP
- 1.75 gpm / 6.6 L/min
- ABS material
- Black / chrome



505BB

SHOWER HEAD - 2.5 GPM



- 1/2" FIP
- 2.5 gpm / 9.5 L/min
- With brass knuckle
- Black / chrome



Q505C

SHOWER HEAD - ADJUSTABLE - 1-3/4" FACE



- 1/2" FIP
- 2.5 gpm / 9.5 L/min
- "Princess"
- Chrome-plated brass
- Plain packaging



Q505D

SHOWER HEAD - ADJUSTABLE - 2-1/4" FACE



- 1/2" FIP
- 2.5 gpm / 9.5 L/min
- "Prince"
- Chrome-plated brass
- Plain packaging



505MX

MIXET SHOWER HEAD - 2.5 GPM



- OEM 5653 H/O
- 2.5 gpm / 9.5 L/min
- Full spray
- Chrome





Q506

SHOWER HEAD - 2.0 GPM



- Universal fit
- 2.0 gpm / 7.5 L/min
- Touch-Clean® technology
- Chrome
- **Plain packaging**



507

WALTEC® FLOTROL™ SHOWER HEAD



- OEM 20D330
- 2.0 gpm / 7.5 L/min
- Chrome-plated brass



507A

SHOWER HEAD - 2.5 GPM



- With shutoff
- 2.5 gpm / 9.5 L.P.M
- Chrome-plated brass



Q505FR

SHOWER HEAD FLOW RESTRICTOR



- Restricts flow to 2.5 gpm / 9.5 L/min
- Rubber
- **Without packaging**

503

SHOWER ARM AND FLANGE - 6" - CHROME



- 1/2" IPS x 6" length
- Chrome-plated brass shower arm
- Chrome-plated metal flange

503BN

SHOWER ARM AND FLANGE - 6" - BRUSHED NICKEL



- 1/2" IPS x 6" length
- Brushed nickel plated brass shower arm
- Brushed nickel plated metal flange

503B

SHOWER ARM - 6" - CHROME



- 1/2" IPS x 6" length
- Chrome-plated brass

Q503B

SHOWER ARM - 6" - CHROME



- 1/2" IPS x 6" length
- Chrome-plated brass
- **Without packaging**

Q503SA

SHOWER ARM - 8" - CHROME



- 1/2" IPS x 8" length
- Chrome-plated brass
- **Without packaging**

503C

SHOWER ARM FLANGE - CHROME



- Chrome-plated metal



503J

SHOWER ARM FLANGE WITH SET SCREW - CHROME



- Includes set screw
- Chrome-plated metal

509B

SHOWER DIVERTER - TWO-WAY - BRASS



- Used to add a hand shower to existing shower
- Chrome-plated brass

509BWC

SHOWER FLOW CONTROL - BRASS



- 1/2" - 14 NPT inlet and outlet threads
- Chrome-plated brass

511C

SHOWER HOSE - FLEXIBLE - 59"



- 59" length
- Chrome-plated stainless steel

511CS

SHOWER HOSE - FLEXIBLE - 72"



- 72" length
- Chrome-plated stainless steel

511D

SHOWER HOSE - STRETCHFLEX - 59"



- 59" length

511E

SHOWER HOSE - STRETCHFLEX - 72"



- 72" length

511RW

SHOWER HOSE WASHERS - RUBBER



- Replacement for most common shower hoses
- Multi-pack - 2 piece

Q511RW

SHOWER HOSE WASHER - RUBBER



- Replacement for most common shower hoses
- Without packaging

511SH

HANDSHOWER KIT



- Includes wall bracket and mounting hardware
- Plastic
- White





511SW

HANSHOWER KIT WITH ON/OFF FLOW CONTROL



- Includes wall bracket and mounting hardware
- Plastic
- White



511WBC

HANSHOWER CONNECTOR AND WALL BRACKET KIT



- Includes swivel connector and wall bracket
- Also includes screws and plugs
- Chrome-plated metal

511SP

SHOWER SPLASH GUARDS



- Includes shower curtain clips
- Plastic
- White
- 1 pair

Q511SP

SHOWER SPLASH GUARDS



- Includes shower curtain clips
- Plastic
- White
- 1 pair
- Without packaging

Q566

FAUCET - BATHCOCK DIVERTER



- 3-3/8" centres
- Chrome
- Plain packaging



Q568A

BATHCOCK ADAPTER FOR PERSONAL SHOWER



- 3/8" MIP. x 1/2" MIP
- For Q566 bathcock diverter
- Without packaging

815


BATHCOCK COUPLING ELBOW KIT



- For tub and shower ballcock connections
- Includes 2 elbows and 2 nuts
- Chrome-plated brass

504

SHOWER CURTAIN HOOKS



- Chrome
- Multi-pack - 12 piece

Q504

SHOWER CURTAIN HOOK



- Chrome
- Without packaging

504C

SHOWER CURTAIN HOLDBACK CHAIN KIT



- Includes chain, hook, screw and 2 rings



508 SHOWER ROD HOLDER SET



- For 1" OD shower rod
- Adjustable
- Chrome-plated zinc

508B SHOWER ROD FLANGE SET - ROUND



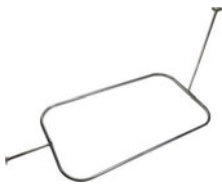
- Includes 2 flanges and 4 screws
- Chrome-plated metal

508C SHOWER ROD FLANGE SET - OBLONG



- Includes 2 flanges and 4 screws
- Chrome-plated plastic

Q563A RECTANGULAR SHOWER ROD - 24" X 48"



- Includes wall and ceiling supports
- Chrome
- Plain packaging

Q567 SHOWER ROD SUPPORT AND FLANGE - 28"



- Wall or ceiling support
- For use with 1" shower rods
- Chrome
- Plain packaging

510 SHOWER STALL DRAIN - 1- 1/2" IPS



- 1-1/2" IPS female
- Chrome

511 SHOWER STALL DRAIN - 2" IPS



- 2" female IPS thread
- Chrome

511K SHOWER DRAIN - SOLVENT WELD - ROUND



- Fits 2" or 3" ABS pipe
- Clamping collar with stainless steel bolts
- Reversible collar with threaded height adjustment
- Chrome



511L SHOWER DRAIN - SOLVENT WELD - SQUARE



- Fits 2" or 3" ABS pipe
- Clamping collar with stainless steel bolts
- Reversible collar with threaded height adjustment
- Chrome



511BB GRID FOR SHOWER STALL DRAIN



- 2-3/4" diameter
- Stainless Steel



Q198TT

TIP-TOE TUB CARTRIDGE ASSEMBLY WITH SHOE



- With 1-1/2" waste and overflow shoe
- Chrome
- Plain packaging

.198A

TIP-TOE TUB CARTRIDGE ASSEMBLY



- Replacement for Sterling® A8179

Q199W

TIP-TOE RUBBER WASHER



- Without packaging

198W

WALTEC® PRESSTO DRAIN PLUG



- OEM 33D660



199TT

CLICKER BATH TUB DRAIN PLUG



- With 1/4" post
- Chrome metal cap

199E

WASTE AND OVERFLOW SHOE STRAINER



- Replacement for Emco® 51-192926
- 1-1/2" to fit most popular waste and overflows
- Chrome

.199D

FLAT WASTE GASKET



- For waste and overflow shoe strainer

Q199BR

WASTE AND OVERFLOW BAR



- Metal
- Without packaging

.198C

WASTE AND OVERFLOW BAR AND CENTRE SCREW



- Replacement for Emco® 51-197114 and 51-195787
- For single hole bath waste and overflow plate
- Nylon bar

Q198D

WASTE AND OVERFLOW BAR



- Replacement for Emco® 51-197114
- For single hole bath waste and overflow plate
- Fits .198C
- Without packaging



Q198E

WASTE AND OVERFLOW CENTRE SCREW



- Replacement for Emco® 51-195787
- For single hole bath waste and overflow plate
- Fits .198C
- **Without packaging**

198EA

WASTE AND OVERFLOW SCREWS



- Replacement for Emco® 51-193033
- For nylon waste and overflow bar
- **Multi-pack - 2 piece**

Q198EA

WASTE AND OVERFLOW SCREW



- Replacement for Emco® 51-193033
- For nylon waste and overflow bar
- **Without packaging**

199

TRIP LEVER WASTE AND OVERFLOW PLATE



- 2" centres
- Universal fit
- Metal
- Chrome

.199A

TWO HOLE BATH WASTE AND OVERFLOW PLATE - CHROME



- 2" centres
- Chrome
- Metal

199AS

SCREWS FOR WASTE AND OVERFLOW PLATE - CHROME



- 2 Pack
- Chrome
- **Multi-pack - 2 piece**

199AWS

TWO HOLE BATH WASTE AND OVERFLOW PLATE KIT - CHROME



- 2" centres
- Includes screws
- Chrome
- Metal

Q199SBN

SCREW FOR WASTE AND OVERFLOW PLATE - BRUSHED NICKEL



- Brushed Nickel
- Metal
- **Without packaging**

.199B

SINGLE HOLE BATH WASTE AND OVERFLOW PLATE - CHROME



- Chrome
- Plastic

199BWS

SINGLE HOLE BATH WASTE AND OVERFLOW PLATE KIT - CHROME



- Includes screw
- Chrome
- Plastic



.199C

BEVELLED OVERFLOW GASKET

- For waste and overflow



199TW

TAPERED OVERFLOW GASKET

- For waste and overflow





501C

DRAIN STOPPER WITH CHAIN - SINK



- Fits 1" to 1-3/8" drains
- Includes 11" nickel plated brass chain
- White

305

BASIN PLUG WITH CHAIN - 1-1/8"



- 11" Nickel-plated brass bead chain
- White

306

BASIN PLUG WITH CHAIN - 1-1/4"



- 11" Nickel-plated brass bead chain
- White

307

BEAD CHAIN WITH COUPLINGS - 11"



- #10 - 3/16" diameter
- Nickel-plated brass

307D

BEAD CHAIN WITH COUPLINGS - 15"



- #10 - 3/16" diameter
- Nickel-plated

Q307A

BEAD CHAIN COUPLER - TYPE "A"



- Fits #10 - 3/16" diameter chain
- **Without packaging**

307B

BEAD CHAIN COUPLERS - TYPE "B"



- Fits #10 - 3/16" diameter chain
- **Multi-pack - 50 piece**

Q307B

BEAD CHAIN COUPLER - TYPE "B"



- Fits #10 - 3/16" diameter chain
- **Without packaging**

Q350

BEAD CHAIN - #10 X 250 FT. SPOOL



- 3/16" diameter
- Nickel-plated brass
- **Without packaging**

Q357

BEAD CHAIN - #10 X 100 FT. SPOOL



- 3/16" diameter
- Nickel-plated brass
- **Without packaging**



500A

SNUG PLUG® DRAIN STOPPER - SINK



- Fits 1" - 1-3/8" drains
- Fingertip activated to open and close
- White

501B

DRAIN STOPPER - SINK



- Fits 1" to 1-3/8" drains
- White

Q501B

DRAIN STOPPER - SINK



- Fits 1" to 1-3/8" drains
- White
- **Without packaging**

.502

FLAT DRAIN STOPPER - SINK



- 5" flat stopper
- Suction activated
- White

533A

DRAIN STOPPER - SINK



- Fits 1" drains
- Hollow
- White

534A

DRAIN STOPPER - SINK



- Fits 1-1/8" drains
- Hollow
- White

Q534

DRAIN STOPPER - SINK



- Fits 1-1/8" drains
- Hollow
- White
- **Without packaging**

535A

DRAIN STOPPER - SINK



- Fits 1-1/4" drains
- Hollow
- White

Q535

DRAIN STOPPER - SINK



- Fits 1-1/4" drains
- Hollow
- White
- **Without packaging**

308

CRUMB CUP STRAINER - 1"



- 1.10" OD x .750" depth
- Stainless steel



415

CRUMB CUP STRAINER - LAUNDRY TUB - SHALLOW



- 1.43" OD x .42" depth
- Stainless Steel

415A

CRUMB CUP STRAINER - BASIN



- 1.59" OD x .91" depth
- Stainless Steel

Q308A

PLASTIC STRAINER - 2-3/8"



- White
- Without packaging

Q308B

PLASTIC STRAINER - 3-1/4"



- White
- Without packaging

308C

PLASTIC STRAINER ASSORTMENT



- Includes one 2-3/8" and one 3-1/4" strainer
- White

Q308SSMA

MESH DRAIN STRAINER - UNIVERSAL - SMALL



- Fits 1" opening
- 2-1/4" Flange OD
- Stainless steel
- Without packaging

Q308SSMB

MESH DRAIN STRAINER - UNIVERSAL - MEDIUM



- Fits 1-1/8" opening
- 2-3/4" Flange OD
- Stainless steel
- Without packaging

Q308SSMC

MESH DRAIN STRAINER - UNIVERSAL - LARGE



- Fits 2-3/4" opening
- 4-1/2" Flange OD
- Stainless steel
- Without packaging

308SSM

MESH DRAIN STRAINER ASSORTMENT - UNIVERSAL



- Includes one of each size
- Fits 1", 1-1/8" and 2-3/4" openings
- Stainless steel

418

BASKET STRAINER - CENTRE POST



- Stainless steel



419

BASKET STRAINER - UNIVERSAL



- Large neoprene seal
- Stainless steel

419SSM

MESH BASKET STRAINER - WITH PLUG



- Universal fit

.420

**BASKET STRAINER -
NEOPRENE PUSH DOWN SEAL**



- Stainless steel

420A

**BASKET STRAINER -
METAL ARROWHEAD CLIP**



- Stainless steel

Q420BK

BASKET STRAINER - EASY TURN AND SEAL



- Replacement for KIL 980-1
- Stainless steel
- Without packaging

420C

SUPREME BASKET STRAINER



- OEM 31-0500
- With 2 step flex stem
- Stainless steel



420D

BASKET STRAINER - PUSH AND SEAL



- Ball bearing on post
- Stainless steel
- .372" stem diameter

420E

KINDRED® BASKET STRAINER



- OEM 1135B
- Push and seal with ball bearing post
- Stainless steel
- .312" stem diameter



420F

BLANCO BASKET STRAINER - 3-1/2"



- OEM 406301
- Push and seal with ball bearing post
- Stainless steel
- .314" stem diameter



420S

**SUPREME BASKET STRAINER -
TURN & SEAL**



- OEM 31-0807-B





427BL

BLANCO BASKET STRAINER ASSEMBLY



- OEM 406243/406311
- Includes tailpiece



Q427NS

DELUXE BASKET STRAINER ASSEMBLY WITH TAILPIECE



- Universal fit design to fit standard sink openings
- Stainless steel tailpiece included
- Conical Strainer basket with ball bearing post included
- Stainless steel with deep basket



Q427S

BASKET STRAINER ASSEMBLY WITH TAILPIECE



- Universal fit design to fit standard sink openings
- Stainless steel tailpiece included
- Strainer basket with metal arrowhead clip included
- Stainless steel



Q428

BASKET STRAINER ASSEMBLY



- Includes 4 3/8" jam nut for stainless steel or enamelled iron sinks
- Stainless steel
- Plain packaging



Q428S

SUPREME BASKET STRAINER ASSEMBLY WITH TAILPIECE



- OEM 41-0650-B
- Turn & Seal
- Supplier packaging



Q429

DUPLEX SINK STRAINER ASSEMBLY WITH TAILPIECE



- 2-1/2" diameter
- Includes prong style grid strainer
- Stainless steel
- Plain packaging



430

DUPLEX SINK STRAINER ASSEMBLY WITH TAILPIECE



- 2-1/2" diameter
- Stainless steel
- Uses 1-3/4" stopper
- Plain packaging



Q431

DUPLEX SINK STRAINER ASSEMBLY WITH DEEP BASKET



- 3" diameter
- Chrome-plated brass
- Plain packaging



Q432

BAR SINK STRAINER ASSEMBLY WITH TAILPIECE



- 2-7/8" diameter
- Includes crumb cup
- Stainless steel
- Plain packaging



Q432A

BASKET STRAINER ASSEMBLY - TWIST-N-LOC



- Positive acting drain valve helps prevent water leakage
- Stainless steel
- Plain packaging





443 BASKET STRAINER LOCKNUT - 1-1/2"



- 1-1/2"
- Metal

444 BASKET STRAINER LOCKNUT - 4-3/8"



- 4-3/8"
- Metal

444A BASKET STRAINER JAM NUT WASHER



- 4-3/8"
- Rubber

413 DISHWASHER BRANCH SINK TAILPIECE - 1-1/2" X 6" - SLIP JOINT



- 1-1/2" x 6"
- Branch connection for 1/2" nominal copper
- Rough brass

414 DISHWASHER BRANCH SINK TAILPIECE - 1-1/2" X 8" - SLIP JOINT



- 1-1/2" x 8"
- Branch connection for 1/2" nominal copper
- Rough brass

414A DISHWASHER BRANCH SINK TAILPIECE - 1-1/2" X 8" - THREADED



- 1-1/2" x 8" - 1-1/2" fine thread
- Branch connection for 1/2" nominal copper
- Rough brass
- For use with end and centre waste outlet

412A DISHWASHER RUBBER CONNECTOR WITH CLAMPS



- For brass or plastic branch tailpiece
- Includes 4 clamps

412B DISHWASHER RUBBER CONNECTOR WITH STAINLESS STEEL CLAMPS



- For brass or plastic branch tailpiece
- Includes 4 stainless steel clamps

Q445B FLANGED SINK TAILPIECE - 2-5/8"



- 1-1/2" x 2-5/8"
- Brass
- Without packaging


445 FLANGED SINK TAILPIECE - 4"




- 1-1/2" x 4"
- Brass



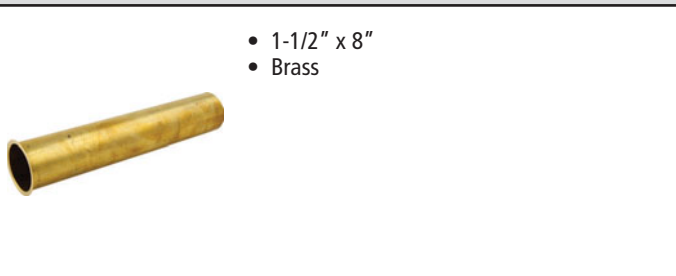
446 FLANGED SINK TAILPIECE - 6"



Q446A FLANGED SINK TAILPIECE - 6"




447 FLANGED SINK TAILPIECE - 8"



Q436 TAILPIECE WASHER - 1-1/2"



451 TAILPIECE WASHER - FLANGED - 1-1/2"




437 TAILPIECE WASHERS - FLANGED - 1-1/2"



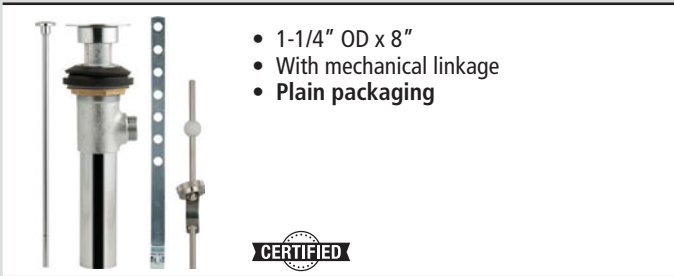
Q437 TAILPIECE WASHER - FLANGED - 1-1/2"



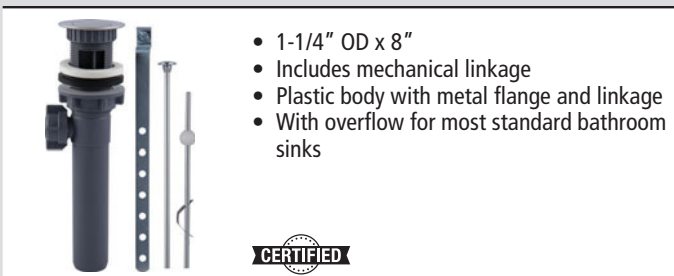
345CPA POP-UP ASSEMBLY - CHROME



Q345CPA POP-UP ASSEMBLY - CHROME



345PLBN POP-UP ASSEMBLY - BRUSHED NICKEL



**Q198N****LIFT ROD ASSEMBLY FOR POP-UP**

- Without packaging

**Q198P****LIFT ROD CLIP FOR POP-UP**

- Without packaging

**344****POP-UP STOPPER**

- Replacement for 345CP/Q345CP
- Fits pop-up drains with mechanical lift
- Chrome

346**POP-UP LINKAGE KIT**

- Includes rod, strap and "V" clip
- Fits pop-up drains with mechanical lift
- Chrome

347**DELTA® POP-UP STOPPER**

- OEM RP5648/80194923
- Also fits 345CPA/Q345CPA
- Chrome

**348BN****PUSH ON/OFF POP-UP ASSEMBLY - BRUSHED NICKEL**

- 1-1/4" OD x 8"
- With overflow for most standard bathroom sinks

**348CP****PUSH ON/OFF POP-UP ASSEMBLY - CHROME**

- 1-1/4" OD x 8"
- With overflow for most standard bathroom sinks

**665B****P.O. PLUG ASSEMBLY - 8"**

- 1-1/4" x 8"
- Includes chain and plug
- Chrome-plated brass

**666****P.O. PLUG ASSEMBLY - 6"**

- 1-1/4" x 6"
- Includes chain and plug
- Chrome-plated brass
- 3 piece design

**303****P.O. PLUG GASKET - REGULAR BASIN**

- Fits 1-1/4" P.O. plug
- For regular basin



303A

P.O. PLUG GASKET - TOP BASIN



- Fits 1-1/4" P.O. plug
- For top basin
- To replace putty

303B

P.O. PLUG GASKET - FIBRE



- Fibre gasket

313

THREADED BRASS TUBING - 1-1/4" X 6"



- Chrome-plated brass
- Threaded both ends

314

THREADED BRASS TUBING - 1-1/4" X 8"



- Chrome-plated brass
- Threaded both ends

316

THREADED BRASS TUBING - 1-1/4" X 12"



- Chrome-plated brass
- Threaded both ends

316A

THREADED BRASS TUBING - 1-1/2" X 12"



- Chrome-plated brass
- Threaded both ends

319

SLIP EXTENSION TUBE - 1-1/4" X 6"



- With slip joint nut
- Chrome-plated brass

320

SLIP EXTENSION TUBE - 1-1/4" X 8"



- With slip joint nut
- Chrome-plated brass

319A

SLIP EXTENSION TUBE - 1-1/2" X 6"



- With slip joint nut
- Chrome-plated brass

321

SLIP EXTENSION COUPLING - 1-1/4" X 1-1/4"



- With nuts
- Chrome-plated brass



322

SLIP EXTENSION COUPLING - 1-1/2" X 1-1/2"



- With nuts
- Chrome-plated brass

323

SLIP EXTENSION ELBOW - 1-1/4" X 1-1/4"



- 90° elbow with nuts
- Chrome-plated brass

324

SLIP EXTENSION ELBOW - 1-1/2" X 1-1/2"



- 90° elbow with nuts
- Chrome-plated brass

Q660

P-TRAP - 1-1/4"



- 1-1/4" x 20 gauge
- Includes brass nuts and deep flange
- Chrome-plated brass
- Plain packaging



Q662

J-BEND - 1-1/4"



- 1-1/4" x 20 gauge
- Includes brass nuts
- Chrome-plated brass
- Plain packaging

Q663

J-BEND - 1-1/2"



- 1-1/2" x 20 gauge
- Includes brass nuts
- Chrome-plated brass
- Plain packaging

Q669

CONTINUOUS WASTE - END OUTLET



- 1-1/2" x 16" x 22 gauge
- Direct connect
- Rough brass
- Plain packaging

Q670

CONTINUOUS WASTE - CENTRE OUTLET



- 1-1/2" x 16" x 22 gauge
- Direct connect
- Rough brass
- Plain packaging

Q671

OPEN GRID STRAINER WITH OFFSET AND TAILPIECE



- 1-1/4" x 17 gauge
- Chrome-plated brass
- Plain packaging



Q672

OPEN GRID STRAINER WITH TAILPIECE



- 1-1/4" x 17 gauge
- Chrome-plated brass
- Plain packaging





424 THREE PRONG GRID STRAINER - 1-5/8"

- Chrome



425 THREE PRONG GRID STRAINER - 1-7/8"

- Chrome



Q1250 COUPLING - 1-1/4" X 1-1/4"

- OEM PCX56-125
- Plastic or cast iron to plastic or cast iron
- Without packaging



Q1250A REDUCER COUPLING - 1-1/2" X 1-1/4"

- OEM PCX56-150/125
- Plastic or cast iron to plastic or cast iron
- Without packaging



354W AMERICAN STANDARD® VINYL BASIN RIM

- OEM AD9595
- White



355 VANITY BASIN HOLD DOWN CLAMPS

- Multi-pack - 4 piece



358 SINK AND BASIN HANGERS

- Multi-pack - 2 piece



426 SINK INSTALLATION CLAMPS

- Multi-pack - 4 piece



Q426 SINK INSTALLATION CLAMP

- Without packaging



318A REDUCING SLIP JOINT NUT

- 1-1/2" x 1-1/4"
- Chrome-plated brass





Q433A

SLIP JOINT REDUCER WASHER - TAPERED-1-1/2" X 1-1/4"



- Polymer
- Without packaging

438A

SLIP JOINT WASHERS - TAPERED - 1-1/4"



- Polymer
- Tapered
- Multi-pack - 2 piece

636

SLIP JOINT WASHERS - FLAT - 1-1/4"



- Rubber
- Multi-pack - 2 piece

Q438

SLIP JOINT WASHER - TAPERED - 1-1/4"



- Polymer
- Tapered
- Without packaging

637

SLIP JOINT WASHERS - FLAT - 1-1/2"



- Rubber
- Multi-pack - 2 piece

439A

SLIP JOINT WASHERS - TAPERED - 1-1/2"



- Polymer
- Tapered
- Multi-pack - 2 piece

Q434

SLIP JOINT WASHER - FLAT - 1-1/2"



- Rubber
- Without packaging

Q439

SLIP JOINT WASHER - TAPERED - 1-1/2"



- Polymer
- Tapered
- Without packaging

Q435

SLIP JOINT WASHER - 2"



- Rubber
- Without packaging

317

SLIP JOINT NUT - 1-1/4"



- Rough brass



318 SLIP JOINT NUT - 1-1/4"

- Chrome-plated brass



449 SLIP JOINT NUT - 1-1/2"

- Rough brass



450 SLIP JOINT NUT - 1-1/2"

- Chrome plated brass



Q450Z SLIP JOINT NUT - 1-1/2"

- Chrome plated zinc
- **Without packaging**



452 SINK HOLE COVER - SNAP IN

- 1-1/2" diameter
- Polished stainless steel



453 SINK HOLE COVER - STUD WITH NUT

- 1-3/4" diameter



460 SINK GASKET

- 1-1/2"
- Old style



Q1650 LAVATORY BASIN LEGS

- 30" - 32"
- 1 pair
- Chrome
- **Plain packaging**



Q1651 LAVATORY BASIN LEGS - HEAVY DUTY

- Adjustable
- 1 pair
- Chrome
- **Plain packaging**



Q898 CHECK VALVE - 1-1/2"

- Use with 1-1/4" or 1-1/2" Iron pipe or 1-1/2" copper pipe
- **Without packaging**





Q899

CHECK VALVE - 2"



- Use with 2" Iron pipe or 2" copper pipe
- **Without packaging**



Q1140

AUTOMATIC PLUMBING VENT



- Fits 1-1/2" pipe
- Non-corrosive ABS construction
- **Without packaging**

Q544A

SNAP-IN DRAIN COVER - 2"



- Fits 2" pipe
- Stainless steel
- **Plain packaging**

Q545

SNAP-IN DRAIN COVER - 3"



- Fits 3" pipe
- Stainless steel
- **Plain packaging**

Q546

SNAP-IN DRAIN COVER - 4"



- Fits 4" pipe
- Stainless steel
- **Plain packaging**

545WP

SNAP-IN DRAIN COVER - 3"



- Fits 3" pipe
- White plastic

Q548B

BACK FLOW PREVENTER - 2" BRASS



- Fits 2" drain
- **Plain packaging**

Q550

BACK FLOW PREVENTER - 3" BRASS



- Fits 3" drain
- **Plain packaging**

Q548

BACK FLOW PREVENTER - 3" STEEL



- Fits 3" drain
- **Plain packaging**

Q551

BACK FLOW PREVENTER - 4" BRASS



- Fits 4" drain
- **Plain packaging**



Q549

BACK FLOW PREVENTER - 4" STEEL



- Fits 4" drain
- Plain packaging



.900

TECK® WASHER AND O-RING REPAIR KIT



- OEM 76600 / 060799A
- Fits Cambridge Brass, Delta® Commercial and Teck® flushometers



901

TECK® REPAIR KIT



- OEM 76601 / 061025A
- Fits Cambridge Brass, Delta® Commercial and Teck® flushometers



901A

TECK® HANDLE CAGE ASSEMBLY



- OEM 77191 / 060810A
- Fits Cambridge Brass, Delta® Commercial and Teck® flushometers



.902

TECK® HANDLE REPLACEMENT KIT



- OEM 76602 / 060801A
- Fits Cambridge Brass, Delta® Commercial and Teck® flushometers



903

TECK® DIAPHRAGM



- OEM 10316 / 060079A-MMO
- Fits Cambridge Brass, Delta® Commercial and Teck® flushometers



Q903

TECK® DIAPHRAGM



- OEM 10316 / 060079A-MMO
- Fits Cambridge Brass, Delta® Commercial and Teck® flushometers
- **Without packaging**



904

TECK® VACUUM BREAKER SLEEVE ASSEMBLY



- OEM 70267 / 060785A
- Fits Cambridge Brass, Delta® Commercial and Teck® flushometers
- Rubber



904K

VACUUM BREAKER SLEEVE ASSEMBLY



- Replacement for Cambridge Brass, Delta® Commercial and Teck® toilets

905

TECK® DIAPHRAGM AND GUIDE ASSEMBLY



- OEM 70230 / 060779A
- Fits Cambridge Brass, Delta® Commercial and Teck® flushometers



906

TECK® METERING UNIT - PUSH BUTTON



- OEM 190009A / 060838A
- Fits Cambridge Brass, Delta® Commercial and Teck® flushometers
- For Tempus push button models





906A

TECK® METERING UNIT - OSCILLATING HANDLE



- OEM 190010A / 060839A
- Fits Cambridge Brass, Delta® Commercial and Teck® flushometers
- For Tempus oscillating handle models



Q906B

TECK® OSCILLATING HANDLE & BONNET KIT



- OEM 190017A / 060842A
- Fits Cambridge Brass, Delta® Commercial and Teck® flushometers
- Includes bonnet nut
- **Without packaging**



908

SLOAN® A-156-A DIAPHRAGM



- OEM 0301188



911

SLOAN® HANDLE ASSEMBLY



- OEM 0302279
- For B-32-A flushometer
- Chrome



912

SLOAN® K-60A PISTON ASSEMBLY WITH S-123A SEAT



- OEM 0311056 / 0314016



922

SLOAN® B-39 HANDLE SEAL



- OEM 3302297



923

SLOAN® HANDLE REPAIR KIT



- OEM 3302305
- For B-50A flushometer



925

VACUUM BREAKER SLEEVE ASSEMBLY - FOR SLOAN®



- Replacement for Sloan®, Zurn® and Emco® 3323192 / 51-195284

926K

FLUSH VALVE REBUILD KIT



- Replacement for Sloan® and Zurn® 1.5 thru 4.5 G.P.F. flushometers

927K

FLUSH VALVE INSIDE PARTS KIT - 3.5 G.P.F



- Replacement for Sloan® 3.5 G.P.F. flushometers
- For closet or urinal flushometers



928K

FLUSH VALVE INSIDE PARTS KIT - 1.6 G.P.F.



- Replacement for Sloan® 1.6 G.P.F. flushometers
- For closet flushometers

950

DELANY™ FLUSH VALVE REPAIR KIT - WATER CLOSET



- OEM 039002
- Also fits Crane® flushometers



951

DELANY™ FLUSH VALVE REPAIR KIT - URINAL



- OEM 039003
- Also fits Crane® flushometers



952

DELANY™ DIAPHRAGM OPERATING ASSEMBLY - URINAL



- OEM 039007/P107-1AU
- Also fits Crane® flushometers



953

DELANY™ DIAPHRAGM OPERATING ASSEMBLY - WATER CLOSET



- OEM 039008/P107AC
- Also fits Crane® flushometers



954

DELANY™ RUBBER VACUUM BREAKER SLEEVE



- OEM 302002/427A
- Also fits Crane® flushometers
- Includes washer

955

DELANY™ RUBBERFLEX HANDLE ASSEMBLY



- OEM P333A/352310
- For Presto® flushometers
- Also fits Crane® flushometers

956

DELANY™ OPERATING STEM



- OEM 039048/P223-2
- Also fits Crane® flushometers

957

DELANY™ DIAPHRAGM WITH BYPASS FOR WATER CLOSET



- OEM 302075/P107-C
- Also fits Crane® flushometers

958

DELANY™ HANDLE FLEXER



- OEM 302022/P222-3
- Also fits Crane® flushometers



1450

ELECTRIC WATER HEATER ELEMENT - 120V/1500W/80 DENSITY



- Thread in mounting
- Includes mounting gasket
- 7-5/8" length

1451

ELECTRIC WATER HEATER ELEMENT - 240V/3000W/80 DENSITY



- Thread in mounting
- Includes mounting gasket
- 9" length

1452

ELECTRIC WATER HEATER ELEMENT - 240V/4500W/80 DENSITY



- Thread in mounting
- Includes mounting gasket
- 11-3/4" length

Q1453

ELECTRIC WATER HEATER ELEMENT - 240V/3800W/80 DENSITY



- Thread in mounting
- Includes mounting gasket
- 13-1/2" length
- **Without packaging**

Q1450G

ELEMENT GASKET - FOR THREAD IN WATER HEATER ELEMENTS



- 1.235" ID x 1.422 OD x .160 Thick
- **Without packaging**

1459

WATER HEATER ELEMENT WRENCH



- Removes and installs screw in type hex head water heater elements
- Helps to protect elements during installation

1456

ELECTRIC WATER HEATER ELEMENT - 240V/3000W/80 DENSITY



- Bolt on mounting
- Includes mounting gasket

Q1455G

ELEMENT GASKET - BOLT ON



- For bolt on water heater elements
- **Without packaging**

1460

ELECTRIC WATER HEATER THERMOSTAT - LOWER



- Replacement for Rheem® 07-284

1461

ELECTRIC WATER HEATER THERMOSTAT - UPPER




- Replacement for Rheem® 07-285
- High limit control for double element heaters



WATER HEATER REPAIR

1465

ELECTRIC WATER HEATER THERMOSTAT - LOWER



- Replacement for Giant®, GSW™, Rheem®, Whirlpool®, Kenmore® and other toilets

1467

ELECTRIC WATER HEATER THERMOSTAT - UPPER



- Replacement for Giant®, GSW™, Rheem®, Whirlpool®, Kenmore® and other toilets
- High limit control

1476

WATER HEATER DRAIN VALVE



- Plastic

Q1482

DRIP TUBE - 3/4" MALE X 3/4" FEMALE X 13"



- For water heater relief valve
- 90° elbow
- Plastic
- Without packaging

Q1483

DRIP TUBE - 3/4" MALE X 42"



- For water heater relief valve
- Plastic
- Without packaging

Q1484

DRIP TUBE - 3/4" MALE X 54"



- For water heater relief valve
- Plastic
- Without packaging

521A

RADIATOR AIR VALVE



- Coin or screwdriver operated

Q547

BOILER PLUG



- Without packaging



281A

COMPRESSION NUTS - 1/4"



- 1/4" OD tube
- Rough Brass
- Multi-pack - 3 piece

281

COMPRESSION NUTS - 3/8"



- 3/8" OD tube
- Chrome
- Multi-pack - 2 piece

280A

COMPRESSION SLEEVES - 1/4"



- For 1/4" OD tube
- Multi-pack - 3 piece

280

COMPRESSION SLEEVES - 3/8"



- For 3/8" OD tube
- Multi-pack - 3 piece

339

COMPRESSION SLEEVES - 5/8"



- For 5/8" OD tube
- Multi-pack - 2 piece

341D

COMPRESSION SLEEVES FOR PLASTIC TUBE - 3/8"



- For 3/8" OD tube
- Multi-pack - 2 piece

Q341D


COMPRESSION SLEEVE FOR PLASTIC TUBE - 3/8"



- For 3/8" OD tube
- Without packaging

368

COMPRESSION SLEEVE AND INSERT SET FOR PLASTIC TUBE - 1/4"



- For 1/4" OD tube
- Includes 2 sleeves and 2 inserts



368A

COMPRESSION SLEEVE AND INSERT SET FOR PLASTIC TUBE - 3/8"



- For 3/8" OD tube
- Includes 2 sleeves and 2 inserts



360

COMPRESSION FITTING PLUG - 3/8"



- For 3/8" OD tube



Q360 COMPRESSION FITTING PLUG - 3/8"



- For 3/8" OD tube
- Without packaging

299 COMPRESSION FITTING - FEMALE TEE ADAPTER



- 3/8" OD tube x 3/8" OD tube x 1/4" female comp nut
- For icemaker, humidifier, or water filtration supply lines
- Connect to existing male compression valve or fitting



299A COMPRESSION FITTING - FEMALE TEE ADAPTER



- 3/8" OD tube x 3/8" OD tube x 3/8" female comp nut
- For icemaker, humidifier, or water filtration supply lines
- Connect to existing male compression valve or fitting



Q299A COMPRESSION FITTING - FEMALE TEE ADAPTER



- 3/8" OD tube x 3/8" OD tube x 3/8" female comp nut
- For icemaker, humidifier, or water filtration supply lines
- Connect to existing male compression valve or fitting
- Without packaging



342A COMPRESSION FITTING - UNION



- 1/4" OD tube both ends

342 COMPRESSION FITTING - UNIONS



- 3/8" OD tube both ends
- Multi-pack - 2 piece

342B COMPRESSION FITTING - UNION



- 1/2" OD tube both ends

342C COMPRESSION FITTING - UNION



- 5/8" OD tube both ends

337 COMPRESSION FITTING - REDUCING UNIONS



- 5/8" OD tube x 3/8" OD tube
- Chrome
- Multi-pack - 2 piece

342D COMPRESSION FITTING - REDUCING UNION



- 5/8" OD tube x 3/8" OD tube
- Rough brass



366A

COMPRESSION FITTING - UNION ELBOW



- 3/8" OD tube both ends

366C

COMPRESSION FITTING - UNION ELBOW



- 5/8" OD tube both ends

338

COMPRESSION FITTING -
REDUCING UNION ELBOWS



- 5/8" OD comp. x 3/8" OD comp.
- Chrome
- Multi-pack - 2 piece

.365

COMPRESSION FITTING - TEE



- 1/4" OD tube all 3 ends

365A

COMPRESSION FITTING - TEE



- 3/8" OD tube all 3 ends

365B

COMPRESSION FITTING - TEE



- 1/2" OD tube all 3 ends

365C

COMPRESSION FITTING - TEE



- 5/8" OD tube all 3 ends

.367

COMPRESSION FITTING -
FEMALE ADAPTER



- 1/4" OD tube x 1/4" FIP

367B

COMPRESSION FITTING -
FEMALE ADAPTER



- 3/8" OD tube x 3/8" FIP

369B

COMPRESSION FITTING - MALE ADAPTER



- 3/8" OD tube x 3/8" MIP



369E **COMPRESSION FITTING - MALE ADAPTER**

- 1/2" OD tube x 1/2" MIP



369A **COMPRESSION FITTING - MALE REDUCING ADAPTER**

- 3/8" OD tube x 1/4" MIP



331 **COMPRESSION FITTING - FEMALE REDUCING ADAPTERS**

- 3/8" OD tube x 1/2" FIP
- Chrome
- Multi-pack - 2 piece



332 **COMPRESSION FITTING - MALE REDUCING ADAPTERS**

- 3/8" OD tube x 1/2" MIP
- Chrome
- Multi-pack - 2 piece



367C **COMPRESSION FITTING - FEMALE REDUCING ADAPTER**

- 3/8" OD tube x 1/2" FIP



369C **COMPRESSION FITTING - MALE REDUCING ADAPTER**

- 3/8" OD tube x 1/2" MIP



367F **COMPRESSION FITTING - FEMALE REDUCING ADAPTER**

- 5/8" OD tube x 1/2" FIP



369G **COMPRESSION FITTING - MALE REDUCING ADAPTER**

- 5/8" OD tube x 1/2" MIP



369 **COMPRESSION FITTING - MALE REDUCING ADAPTER**

- 1/4" OD tube x 1/8" MIP



370B **COMPRESSION FITTING - MALE ELBOW**

- 3/8" OD tube x 3/8" MIP





370A

**COMPRESSION FITTING -
MALE REDUCING ELBOW**



- 3/8" OD tube x 1/4" MIP

370C

**COMPRESSION FITTING -
MALE REDUCING ELBOW**



- 3/8" OD tube x 1/2" MIP

333

**COMPRESSION FITTING -
SWEAT REDUCING ADAPTERS**



- 3/8" OD tube x 1/2" Nom copper
- Chrome
- Multi-pack - 2 piece

336

**COMPRESSION FITTING -
SWEAT REDUCING ELBOWS**



- 3/8" OD tube x 1/2" Nom copper
- Chrome
- Multi-pack - 2 piece

375A

IRON PIPE FITTING - HEX PIPE NIPPLE



- 1/4" MIP both ends

375B

IRON PIPE FITTING - HEX PIPE NIPPLE



- 3/8" MIP both ends

375C

IRON PIPE FITTING - HEX PIPE NIPPLE



- 1/2" MIP both ends

374

IRON PIPE FITTING - PLUG



- 1/8" MIP hex head

374A

IRON PIPE FITTING - PLUG



- 1/4" MIP hex head

.371

IRON PIPE FITTING - REDUCER BUSHING




- 1/4" MIP x 1/8" FIP




371A IRON PIPE FITTING - REDUCER BUSHING




371B IRON PIPE FITTING - REDUCER BUSHING



372 HOSE BARB FITTING - MALE ADAPTER



372A HOSE BARB FITTING - MALE ADAPTER



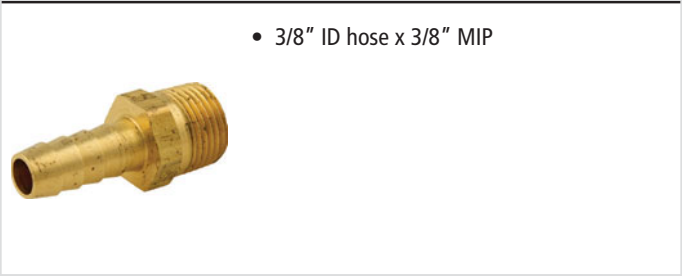
372C HOSE BARB FITTING - MALE ADAPTER




372D HOSE BARB FITTING - MALE ADAPTER




372E HOSE BARB FITTING - MALE ADAPTER



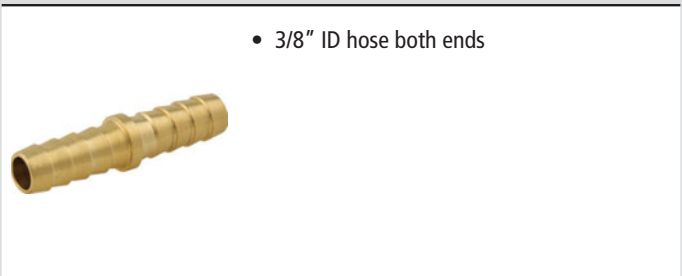
372F HOSE BARB FITTING - MALE ADAPTER



372G HOSE BARB FITTING - MALE ADAPTER



373 HOSE BARB FITTING - SPLICER





373A

HOSE BARB FITTING - SPLICER

- 1/2" ID hose both ends



529B

HOSE COUPLING ASSEMBLY

- 1/2" ID hose barb x 1/2" ID hose barb
- 2 Piece assembly with garden hose threads



529C

HOSE COUPLING ASSEMBLY

- 3/4" ID hose barb x 3/4" ID hose barb
- 2 Piece assembly with garden hose threads



525

GARDEN HOSE FITTING - MALE HOSE ADAPTER

- 3/4" male hose x 1/2" MIP



Q525

GARDEN HOSE FITTING - MALE HOSE ADAPTER

- 3/4" male hose x 1/2" MIP
- **Without packaging**



526

GARDEN HOSE FITTING - MALE HOSE ADAPTER

- 3/4" male hose x 3/4" MIP



Q526

GARDEN HOSE FITTING - MALE HOSE ADAPTER

- 3/4" male hose x 3/4" MIP
- **Without packaging**



527

GARDEN HOSE FITTING - MALE HOSE ADAPTER

- 3/4" male hose x 1/2" FIP



528

GARDEN HOSE FITTING - MALE HOSE ADAPTER

- 3/4" male hose x 3/4" FIP



526A

GARDEN HOSE FITTING - MALE HOSE UNION

- 3/4" male hose x 3/4" male hose





529D

**GARDEN HOSE FITTING -
MALE HOSE BARB ADAPTER**

- 3/4" male hose x 1/2" ID hose barb



529F

**GARDEN HOSE FITTING -
MALE HOSE BARB ADAPTER**

- 3/4" male hose x 3/4" ID hose barb



528A

**GARDEN HOSE FITTING -
FEMALE SWIVEL HOSE ADAPTER**

- 3/4" female hose x 1/2" FIP
- Use with 531 or 531RW hose washers



528B

**GARDEN HOSE FITTING -
FEMALE SWIVEL HOSE ADAPTER**

- 3/4" female hose x 3/4" FIP
- Use with 531 or 531RW hose washers



529

**GARDEN HOSE FITTING -
FEMALE SWIVEL HOSE UNION**

- 3/4" female hose both ends
- Use with 531 or 531RW hose washers



Q529

**GARDEN HOSE FITTING -
FEMALE SWIVEL HOSE UNION**

- 3/4" female hose both ends
- Use with 531 or 531RW hose washers
- **Without packaging**



529A

**GARDEN HOSE FITTING -
FEMALE HOSE ADAPTER**

- 3/4" female hose x 1/2" MIP
- Use with 531 or 531RW hose washers



529E

**GARDEN HOSE FITTING -
FEMALE SWIVEL HOSE BARB ADAPTER**

- 3/4" female hose x 1/2" ID hose barb
- Use with 531 or 531RW hose washers



529G

**GARDEN HOSE FITTING -
FEMALE SWIVEL HOSE BARB ADAPTER**

- 3/4" female hose x 3/4" ID hose barb
- Use with 531 or 531RW hose washers



530

HOSE "Y" FITTING

- 3/4" female hose x 3/4" male hose x 3/4" male hose
- Zinc
- Use with Q531 or Q531RW hose washers





531DA

GARDEN HOSE ELBOW



- 3/4" female hose x 3/4" male hose
- Use with 531 or 531RW hose washers

531DF

DISHWASHER ADAPTER - GARDEN HOSE



- 3/4" male hose X 3/8" MIP

Q531DF

DISHWASHER ADAPTER - GARDEN HOSE



- 3/4" male hose X 3/8" MIP
- Without packaging

327WP

DISHWASHER ELBOW - GARDEN HOSE



- 3/8" OD comp. x 3/4" female hose
- Hose washer included

Q327K

DISHWASHER ELBOW - IRON PIPE



- 3/8" OD tube x 3/8" MIP
- Without packaging



282

SHALLOW ESCUTCHEON



- Fits 1/2" Nom (5/8" OD)
- Stainless steel

282B

SPLIT FLANGE



- Fits 1/2" Nom (5/8" OD)
- Chrome

282C

SPLIT FLANGE



- Fits 3/8" Iron pipe
- Chrome

282D

SPLIT FLANGE



- Fits 1/2" Iron pipe and 3/4" nominal copper tube
- Chrome

282E

SPLIT FLANGE



- Fits 3/4" Iron pipe or 1" nominal copper tube
- Chrome

Q282F

SPLIT FLANGE



- Fits 1" Iron pipe
- Chrome
- Without packaging

282G

SPLIT FLANGE



- Fits 1-1/4" Iron pipe
- Chrome

282H

SPLIT FLANGE



- Fits 1-1/2" Iron pipe
- Chrome

282N

SPLIT FLANGE - 3/8"



- Fits 3/8" Iron Pipe or 5/8" OD Tube
- For floor or ceiling
- Chrome-plated plastic

282P

SPLIT FLANGE - 1/2"



- Fits 1/2" Iron Pipe or 3/4" OD Tube
- For floor or ceiling
- Chrome-plated plastic



290CP

COVER TUBE - 1/2" X 3-1/2"



- Use with 1/2" Nom / 5/8" OD tubing
- 3-1/2" length
- Chrome

.522

STRAP NEEDLE VALVE KIT



- Self piercing
- Use with 1/2" and 3/4" iron pipe
- 1/4" OD outlet commonly used for humidifiers or ice makers
- Brass

Q522KT

ICE MAKER AND HUMIDIFIER INSTALLATION KIT



- 1/4" OD poly tubing x 25' length
- Includes self piercing needle valve and 1/4" compression union
- Also Includes two brass inserts & two plastic compression sleeves
- Supplier packaging

531

GARDEN HOSE WASHERS - PLASTIC



- Multi-pack - 12 piece

Q531


GARDEN HOSE WASHER - PLASTIC



- Without packaging

531RW

GARDEN HOSE WASHERS - RUBBER



- Multi-pack - 12 piece

Q531RW

GARDEN HOSE WASHER - RUBBER



- Without packaging

531FW

FILTER HOSE WASHERS



- With Metal screen
- Multi-pack - 4 piece

531A

UTILITY HOSE



- 5'
- 3/4" female hose end
- Includes washer
- Black

531B


WASHING MACHINE "Y" MIXER HOSE



- Combines hot and cold water supply into one
- Includes two washers

**531D****HIGH PRESSURE WASHING MACHINE
FILL HOSE - 90°**

- 5'
- 3/4" female hose ends
- Includes 2 washers
- Black

531KT**HIGH PRESSURE WASHING MACHINE
HOSE SET**

- 5'
- 3/4" female hose ends
- Includes 4 washers
- Red & Blue hoses - 1 each

531C**HIGH PRESSURE WASHING MACHINE HOSE**

- 5'
- 3/4" female hose ends
- Includes 2 washers
- Black

531G**HIGH PRESSURE WASHING MACHINE HOSE**

- 8'
- 3/4" female hose ends
- Includes 2 washers
- Black

531E**WASHING MACHINE DISCHARGE HOSE
WITH HOOK**

- 5'
- With formed hook end

531EL**LINT TRAP SET**

- Fits washing machine discharge hose
- Includes 2 lint traps and 2 tie straps

Q531H**DISHWASHER DISCHARGE HOSE**

- 5/8" ID X 50' length
- Reinforced
- Black
- Plain packaging

Q532A**BACK FLOW PREVENTER - HOSE BIBB**

- 3/4" female hose x 3/4" male hose
- Use with Q531 or Q531RW hose washers not included
- Brass
- **Without packaging**

**532****BACK WATER PREVENTER - ROBBIE**

- Neoprene

532B**DELTA® HOSE END VACUUM BREAKER**

- OEM 32W600
- Brass





Q588

DELTA® 1/2" SEDIMENT FAUCET



- OEM 10740
- 1/2" Nom Copper sweat and 1/2 MIP mounting
- Plastic handle
- **Without packaging**



Q589

DRAIN CAP ASSEMBLY - FINE THREAD



- Replacement for Emco®/Delta® 54-035628/120009A
- Fine thread
- **Without packaging**



Q589C

DRAIN CAP ASSEMBLY - COARSE THREAD



- Coarse thread
- **Without packaging**

595

SUSPENSION PIPE CLAMPS - 1/2"



- For 1/2" PEX pipe
- Used to hang pipe below joists
- Plastic
- **Multi-pack - 10 piece**

595A

SUSPENSION PIPE CLAMPS - 3/4"



- For 3/4" PEX pipe
- Used to hang pipe below joists
- Plastic
- **Multi-pack - 10 piece**

595B

SUSPENSION PIPE CLAMPS - 1"



- For 1" PEX pipe
- Used to hang pipe below joists
- Plastic
- **Multi-pack - 10 piece**

595C

SUSPENSION PIPE CLAMPS - 1-1/4"



- For 1-1/4" PEX pipe
- Used to hang pipe below joists
- Plastic
- **Multi-pack - 5 piece**

595D

SUSPENSION PIPE CLAMPS - 1-1/2"



- For 1-1/2" PEX pipe
- Used to hang pipe below joists
- Plastic
- **Multi-pack - 5 piece**

595E

SUSPENSION PIPE CLAMPS - 2"



- For 2" PEX pipe
- Used to hang pipe below joists
- Plastic
- **Multi-pack - 5 piece**

596B

STAINLESS STEEL HOSE CLAMP - 5/8"



- Fits 7/32" to 5/8" hose
- Use for a secure connection with cut hose and tubing
- **Multi-pack - 10 piece**



596C STAINLESS STEEL HOSE CLAMP - 7/8"



- Fits 5/16" to 7/8" hose
- Use for a secure connection with cut hose and tubing
- **Multi-pack - 10 piece**

596D STAINLESS STEEL HOSE CLAMP - 1-1/4"



- Fits 9/16" to 1-1/4" hose
- Use for a secure connection with cut hose and tubing
- **Multi-pack - 10 piece**



596E STAINLESS STEEL HOSE CLAMP - 1-1/2"



- Fits 11/16" to 1-1/2" hose
- Use for a secure connection with cut hose and tubing
- **Multi-pack - 10 piece**



596F STAINLESS STEEL HOSE CLAMP - 2"



- Fits 1-1/16" to 2" hose
- Use for a secure connection with cut hose and tubing
- **Multi-pack - 10 piece**



596G STAINLESS STEEL HOSE CLAMP - 2-1/2"



- Fits 1-9/16" to 2-1/2" hose
- Use for a secure connection with cut hose and tubing
- **Multi-pack - 10 piece**



596 STAINLESS STEEL HOSE CLAMP - 3-3/4"



- Fits 2-5/8" to 3-3/4" hose
- Use for a secure connection with cut hose and tubing
- **Multi-pack - 5 piece**



596A STAINLESS STEEL HOSE CLAMP - 4-1/2"



- Fits 3-9/16" to 4-1/2" hose
- Use for a secure connection with cut hose and tubing
- **Multi-pack - 5 piece**



597F BRAIDED VINYL TUBING - .250" ID X 20'



- .500" OD x .250" ID x 20' Coil
- Suitable for use with liquids, chemicals and gases
- Operating temperature range -4° C to 66° C
- Max. operating pressure: 250 PSI @ 21° C

597G BRAIDED VINYL TUBING - .375" ID X 10'



- .625" OD x .375" ID x 10' Coil
- Suitable for use with liquids, chemicals and gases
- Operating temperature range -4° C to 66° C
- Max. operating pressure: 225 PSI @ 21° C

597 BRAIDED VINYL TUBING - .500" ID X 10'



- .750" OD x .500" ID x 10' Coil
- Suitable for use with liquids, chemicals and gases
- Operating temperature range -4° C to 66° C
- Max. operating pressure: 200 PSI @ 21° C



597A BRAIDED VINYL TUBING - .625" ID X 10'



- .875" OD x .625" ID x 10' Coil
- Suitable for use with liquids, chemicals and gases
- Operating temperature range -4° C to 66° C
- Max. operating pressure: 200 PSI @ 21° C

597B BRAIDED VINYL TUBING - .750" ID X 10'



- 1.025" OD x .750" ID x 10' Coil
- Suitable for use with liquids, chemicals and gases
- Operating temperature range -4° C to 66° C
- Max. operating pressure: 150 PSI @ 21° C

597C BRAIDED VINYL TUBING - 1.000" ID X 10'



- 1.312" OD x 1.000" ID x 10' Coil
- Suitable for use with liquids, chemicals and gases
- Operating temperature range -4° C to 66° C
- Max. operating pressure: 100 PSI @ 21° C

597D BRAIDED VINYL TUBING - 1.250" ID X 10'




- 1.656" OD X 1.250" ID x 10' Coil
- Suitable for use with liquids, chemicals and gases
- Operating temperature range -4° C to 66° C
- Max. operating pressure: 100 PSI @ 21° C

597E BRAIDED VINYL TUBING - 1.500" ID X 10'



- 1.937" OD x 1.500" ID x 10' Coil
- Suitable for use with liquids, chemicals and gases
- Operating temperature range -4° C to 66° C
- Max. operating pressure: 100 PSI @ 21° C

1145 PIPE REPAIR KIT



- Fits 3/8", 1/2" and 3/4" galvanized pipe
- Fits 1/2" to 1" copper pipe
- Clamps on to leaking pipe to seal leak
- 12 piece kit



Q604

CANDLE WICKING



- 2 oz ball
- Used to lubricate and seal bonnet nuts, stems etc.
- **Without packaging**

796

GASKET SHEET ASSORTMENT - 5 PIECES



- 6" x 6" sheets of assorted gasket material
- Contains red rubber, black rubber and cork gasket material

Q796A


GASKET SHEET - RED RUBBER PAD



- 6" x 6"
- **Without packaging**

Q796B

GASKET SHEET - BLACK RUBBER PAD



- 6" x 6"
- **Without packaging**

Q1015

PIPE JOINT COMPOUND - 1.3 OZ. STICK



- For sealing metal or plastic pipelines
- Withstands pressures up to 10,000 psi
- Withstands temperatures up to 750°F -399°C
- Use to seal water, steam, butane and propane pipelines
- **Supplier packaging**

Q1016

PIPE JOINT COMPOUND - LA-CO - JUMBO STICK



- For use on metal
- Use for up to 2,000 psi for liquid or 350 psi for gases
- Use for up to 350°F (177°C)
- **Supplier packaging**

Q1031H

PIPE JOINT COMPOUND - 1 OZ



- For use on metal pipe threads
- Used to creates tight joints on lines carrying water, steam or air
- For Use for up to 10,000 psi for liquids or 3,000 psi for gases
- Not for use on plastic pipe threads
- **Supplier packaging**

Q1032

EPOXY PUTTY - STIK-IT - 4 OZ.



- General purpose epoxy putty
- Hand kneadable and fast curing
- Mixes in one minute to provide permanent repairs
- Can be drilled, sanded, tapped, machined or painted
- **Supplier packaging**

Q1034

GLOOZIT® PLUMBERS ADHESIVE AND SEALANT



- Industrial strength sealant and adhesive
- 90 ML
- Remains flexible once cured
- **Supplier packaging**

Q1037

PLUMBER'S ABRASIVE CLOTH - SMALL SPOOL



- 15' spool
- For cleaning pipes and fittings
- **Without packaging**



Q1038

PLUMBER'S ABRASIVE CLOTH - LARGE SPOOL



- 75 ft. spool
- For cleaning pipes and fittings
- **Without packaging**

1039

PLUMBERS CLOTH - OPEN MESH - 180 GRIT



- For prepping copper pipe and fittings for soldering
- 5 yard roll

Q1060A

50/50 WIRE SOLDER - 1 LB



- 50% tin and 50% lead alloy
- Use for tin plating, sheet metal repair and copper drainwaste vent system
- Not for potable water systems
- **Supplier packaging**

Q1060B

WIRE SOLDER - LEAD FREE - 1/2 LB



- For plumbing and potable water lines
- .125" diameter
- 97% Tin, 3% copper
- Meets AS™ B-32
- **Supplier packaging**



Q1060C

WIRE SOLDER - LEAD FREE - 1 LB



- For plumbing and potable water lines
- .125" diameter
- 97% Tin, 3% copper
- Meets AS™ B-33
- **Supplier packaging**



Q1023

SOLDERING PASTE - ALL CONDITION - 57 G JAR



- Petrolatum based paste used for typical sweat soldering
- Lead free and NSF® listed for use with potable water systems
- Works on pipes that are frozen, cold or wet
- **Supplier packaging**

Q1024

SOLDERING PASTE - ALL CONDITION - 454 G TUB



- Petrolatum based paste used for typical sweat soldering
- Lead free and NSF® listed for use with potable water systems
- Works on pipes that are frozen, cold or wet
- **Supplier packaging**

Q1031G

PASTE FLUX - 8 OZ.



- Greenless and odorless
- Brush included
- **Supplier packaging**

1030

PUTTY TAPE - 5/8" X 54" SPOOL



- Used for sealing and weather proofing joints
- Will not shrink, crack or dry out
- Remains permanently flexible and is paintable
- Can be used up to 300° F

Q1031A

STAINLESS PLUMBER'S PUTTY - 14 OZ TUB



- Will not shrink, bleed, harden, crack or crumble
- Resistant to water, gases and odors
- Formulated to stay soft and flexible
- Meets TT-P-1536A specification



Q1031B

STAY SOFT STAINLESS PLUMBER'S PUTTY - 5 LB TUB



- Will not shrink, bleed, harden, crack or crumble
- Resistant to water, gases and odors
- Formulated to stay soft and flexible
- Meets TT-P-1536A specification
- **Supplier packaging**

1036

PLUMBER'S GREASE - 2 OZ.



- Lubricates stems of faucets, valves, ballcocks, etc.
- Waterproof
- Not for use on rubber or synthetic O-rings
- Use in temperatures from -20°F/ -29°C to 250°F/121° C

1036C

SILICONE GREASE - 1/2 OZ.



- Lubricates stems of faucets, valves, ballcocks, etc.
- Use where regular lithium based greases can't
- Can be used on rubber or synthetic O-rings
- Can be used up to 450°F/ 232° C

Q1070

PORCELAIN TOUCH-UP GLAZE - CRANE® WHITE



- Repairs chips, scratches and other imperfections in porcelain
- Includes brush applicator
- **Supplier packaging**

Q1076

PORCELAIN TOUCH-UP GLAZE - CRANE® ANTIQUE WHITE



- Repairs chips, scratches and other imperfections in porcelain
- Includes brush applicator
- **Supplier packaging**

Q1081

PORCELAIN TOUCH-UP GLAZE - AMERICAN STANDARD® WHITE



- Repairs chips, scratches and other imperfections in porcelain
- Includes brush applicator
- **Supplier packaging**

Q1084

PORCELAIN TOUCH-UP GLAZE - AMERICAN STANDARD® BONE



- Repairs chips, scratches and other imperfections in porcelain
- Includes brush applicator
- **Supplier packaging**



Q1103A

CHERNE TEST-BALL PLUG - 3"



- Test drain, waste and vent systems in every type of pipe
- Test at pressures up to 13 psi
- Ring and chain assembly included
- Helps prevent the plug from being drawn into DWV systems during tests
- **Without packaging**

Q1103B

CHERNE TEST-BALL PLUG - 4"



- Test drain, waste and vent systems in every type of pipe
- Test at pressures up to 13 psi
- Ring and chain assembly included
- Helps prevent the plug from being drawn into DWV systems during tests
- **Without packaging**

Q1108

CHERNE END OF PIPE GRIPPER PLUG - 2"



- For drain, waste and vent testing and stack testing
- Rated for 17 psi
- Extra large wing nut
- End-of-pipe design seals only at the end of a pipe
- **Without packaging**

Q1108A

CHERNE END OF PIPE GRIPPER PLUG - 3"



- For drain, waste and vent testing and stack testing
- Rated for 17 psi
- Extra large wing nut
- End-of-pipe design seals only at the end of a pipe
- **Without packaging**

Q1108B

CHERNE END OF PIPE GRIPPER PLUG - 4"



- For drain, waste and vent testing and stack testing
- Rated for 17 psi
- Extra large wing nut
- End-of-pipe design seals only at the end of a pipe
- **Without packaging**

Q1108C

ECONOMY TEST PLUG - 2"



- Includes wing nut
- Used to seal drain waste system for testing
- **Without packaging**

Q1108D

ECONOMY TEST PLUG - 3"



- Includes wing nut
- Used to seal drain waste system for testing
- **Without packaging**

Q1108E

ECONOMY TEST PLUG - 4"



- Includes wing nut
- Used to seal drain waste system for testing
- **Without packaging**

Q1109

TUBE BENDING SPRING - 3/8"



- Helps to prevent kinking or flattening of tubing while bending
- **Without packaging**

Q1109A

TUBE BENDING SPRING - 1/2"



- Helps to prevent kinking or flattening of tubing while bending
- **Without packaging**



Q1109B


TUBE BENDING SPRING - 3/4"



- Helps to prevent kinking or flattening of tubing while bending
- **Without packaging**

Q714C

FAUCET SEAT GAUGE



- Metal
- Used to help identify the replacement faucet seat required
- **Without packaging**

1110

SIX STEP SEAT WRENCH



- For installation and removal of faucet seats

Q1111

TAPERED SEAT WRENCH



- For installation and removal of faucet seats
- **Without packaging**

1122F

FAUCET RESEATING KIT - "DRIP STOPPER"



- Includes 2 flat cutters and 4 flat washers
- Used to repair leaking faucet seats

Q1124

RATCHETING FAUCET SEAT WRENCH KIT



- For easy removal of faucet seats
- Includes 3 tools and ratchet
- **Without packaging**

1112

SPRING LOADED BASIN WRENCH - 11"



- 11" arm
- Use to tighten and remove hard-to-reach faucet and toilet nuts
- T handle provides tightening leverage
- Reversible, spring-loaded jaw

Q1112A


SPRING LOADED BASIN WRENCH - 16"



- 16" arm
- Use to tighten and remove hard-to-reach faucet and toilet nuts
- T handle provides tightening leverage
- Reversible, spring-loaded jaw
- **Without packaging**

1113

SHOWER VALVE SOCKET WRENCH SET



- Use to tighten or remove shower and bath faucet stem nuts
- Set of 5 double-sided wrenches
- Use with shower and bath faucet stem sizes: 21/32-in, 27/32-in, 29/32-in, 31/32-in, 1-1/32-in, 1-3/32-in
- Steel bar handle and caddy included

1114

FAUCET HANDLE PULLER KIT



- Helps to remove tight handles from a valve stem without damage
- Adjustable arms to fit most handle sizes



Q1116

WATER PUMP PLIERS



- 10"
- 2-1/8" jaw opening
- **Without packaging**

Q1118

WATER PUMP PLIERS - SMOOTH JAW



- 10"
- 2-1/8" jaw opening
- **Without packaging**

Q1123

RACHETING WRENCH



- For 1/2" and 9/16" Nuts
- For easy toilet bolt installation
- **Without packaging**

Q1129

ADJUSTABLE SLIP NUT WRENCH



- Use to tighten and remove large diameter nuts
- Jaw capacity from 1" to 3"
- Easy to adjust and lock
- **Without packaging**

1130

TELESCOPING INSPECTION MIRROR - 24"



- Designed to inspect and view difficult areas
- Fully extends to 24 inches

1131

TORPEDO LEVEL - 9" - MAGNETIC



- Full length magnetic edge keeps level firmly in place
- Top read window simplifies readings in confined areas
- High impact ABS plastic frame

Q1136

NUT DRIVER - 5/16"



- **Without packaging**

Q1144

NUT DRIVER - TORQUE WRENCH



- 5/16" socket
- Torques to 60 inch lbs maximum
- **Without packaging**

1138

P.O. PLUG WRENCH



- Use to hold the pop up drain plug in place during its installation
- Double-sided to fit most pop ups and sink drains

1138A

TUB DRAIN REMOVER



- for installing and removing tub drains and spuds
- Requires an adjustable wrench or screwdriver to operate (not included)



1141

FOUR-WAY SILLCOCK KEY



- Use with valve with 1/4", 9/32", 5/16" and 11/32" square faucet stems
- Use to open or close radiators, water valves and outside garden spigots
- Facilitates handle removal to prevent tampering and accidental operation

Q1142

NIPPLE EXTRACTOR - 1/2"



- Removes broken or frozen pipe nipples
- Also used to install pipe nipples without marring their finish
- Requires open end or adjustable wrench for use
- **Without packaging**

Q1143

NIPPLE EXTRACTOR - 3/4"



- Removes broken or frozen pipe nipples
- Also used to install pipe nipples without marring their finish
- Requires open end or adjustable wrench for use
- **Without packaging**

1145

PIPE REPAIR KIT



- Fits 3/8", 1/2" and 3/4" galvanized pipe
- Fits 1/2" to 1" copper pipe
- Clamps on to leaking pipe to seal leak
- 12 piece kit

Q1146

STRAP WRENCH - ADJUSTABLE



- 2" IPS capacity
- Helps to prevent damage to pipe surfaces during installation or removal
- **Without packaging**

Q1174

UNIVERSAL PLUMBER'S WRENCH



- Use to remove and install closet spuds, basket strainer and flush valve nuts
- Fits 1-3/4", 2" and 2-1/2" drainage nuts
- Fits standard and large plastic drain nuts
- use with 3/8" and 1/2" socket wrenches and extensions
- **Without packaging**

Q1126

ACID BRUSH - 1/2"



- Use to easily apply compounds and glue
- **Without packaging**

Q1127

CEMENT AND UTILITY BRUSH - 1"



- Use to apply pipe solvent cement, bonding agents and adhesives
- **Without packaging**

Q1128A

COPPER FITTING BRUSH - 1/2"



- Use to clean fittings in preparation for soldering
- **Without packaging**

Q1128B

COPPER FITTING BRUSH - 3/4"



- Use to clean fittings in preparation for soldering
- **Without packaging**



Q1128C

COPPER FITTING BRUSH - 1"



- Use to clean fittings in preparation for soldering
- **Without packaging**

Q1128D

4-IN-1 TUBE AND FITTING BRUSH



- Used to prepare copper pipe and fittings for soldering
- **Without packaging**

1119

TUBE CUTTER - MINI - 1/8" TO 7/8"



- For copper and PVC tubing
- Ideal for cutting in tight spaces
- Red

Q1147

PVC CUTTER - 1"



- Use to cut plastic, vinyl and rubber tubing
- **Without packaging**

Q1148

PVC CUTTER - 2"



- Use to cut plastic, vinyl and rubber tubing
- **Without packaging**

Q1167

JUNIOR HACKSAW



- Order Q1166 replacement blades
- **Without packaging**

Q1166

HACKSAW BLADES - JUNIOR SIZE



- Replacement blades for Q1167 junior hacksaw
- Package of 5
- **Supplier packaging**

1459

WATER HEATER ELEMENT WRENCH



- Removes and installs screws in type hex head water heater elements
- Helps to protect elements during installation

ACTUAL SIZE REFERENCE – FLAT WASHERS



614
747
Q747

OD 1/2"



615
Q748

OD 17/32"



Q616T

OD 9/16"



616
749
Q749

OD 9/16"



617
Q750

OD 19/32"



618

OD 5/8"



619

OD 21/32"




620
Q753

OD 11/16"



621

OD 3/4"



621A

OD 13/16"



622

OD 7/8"

ACTUAL SIZE REFERENCE – BEVELLED WASHERS



605
Q757

OD 1/2"



606

OD 17/32"



607
Q759

OD 9/16"



608
Q760

OD 19/32"



609

OD 5/8"



610

OD 21/32"



611

OD 11/16"



612

OD 3/4"



612A

OD 13/16"



Q732T

ID 1/8"
OD 1/4"
Wall 1/16"



Q732R

ID 5/32"
OD 9/32"
Wall 1/16"



Q730A

ID 3/16"
OD 5/16"
Wall 1/16"



Q732S

ID 7/32"
OD 11/32"
Wall 1/16"



Q730

ID 1/4"
OD 3/8"
Wall 1/16"



Q728

ID 5/16"
OD 7/16"
Wall 1/16"




Q728A

ID 3/8"
OD 1/2"
Wall 1/16"




**723
Q723**

ID 3/8"
OD 9/16"
Wall 3/32"




Q729A

ID 3/4"
OD 7/8"
Wall 1/16"




Q723A

ID 21mm
OD 23mm
Wall 1mm




Q720A

ID 13/16"
OD 15/16"
Wall 1/16"




Q720

ID 3/4"
OD 15/16"
Wall 3/32"




Q651A

ID 7/8"
OD 1"
Wall 1/16"




Q722A

ID 3/4"
OD 1"
Wall 1/8"




Q732F

ID 1-1/8"
OD 1-3/8"
Wall 1/8"




Q732K

ID 1-3/16"
OD 1-7/16"
Wall 1/8"




Q651B

ID 1-3/8"
OD 1-1/2"
Wall 1/16"




**717
Q717**

ID 1-5/16"
OD 1/2"
Wall 3/32"




Q719

ID 1-9/16"
OD 1-3/4"
Wall 3/32"



Q732I

ID 1-1/2"
OD 1-3/4"
Wall 1/8"



Q732N

ID 1-1/2"
OD 1-7/8"
Wall 3/16"



Q727A

ID 1/2"
OD 5/8"
Wall 1/16"



Q727

ID 7/16"
OD 5/8"
Wall 3/32"



725

ID 1/2"
OD 11/16"
Wall 3/32"




**721
Q721**

ID 7/16"
OD 11/16"
Wall 1/8"



**724
Q724**

ID 9/16"
OD 3/4"
Wall 3/32"




**732
Q732**

ID 11/16"
OD 13/16"
Wall 1/16"




726

ID 5/8"
OD 13/16"
Wall 3/32"




Q722

ID 13/16"
OD 1"
Wall 3/32"




Q722B

ID 13/16"
OD 1-1/16"
Wall 1/8"




Q732D

ID 15/16"
OD 1-3/16"
Wall 1/8"




Q732J

ID 1"
OD 1-1/4"
Wall 1/8"




Q732G

ID 1-1/16"
OD 1-5/16"
Wall 1/8"




Q718

ID 1-1/4"
OD 1-1/2"
Wall 1/8"




Q732E

ID 1-5/16"
OD 1-9/16"
Wall 1/8"




Q732C

ID 1-7/16"
OD 1-5/8"
Wall 3/16"



Q732L

ID 1-3/8"
OD 1-5/8"
Wall 1/8"



Q732H

ID 1-3/4"
OD 2-1/8"
Wall 3/16"

AS-3

FAUCET SEAT - 7/16" - 24 TPI



CR-14K

FAUCET SEAT - SHORT - 9/16" - 18 TPI



CR-15

FAUCET SEAT - LONG - 1/2" - 18 TPI



CU-10

FAUCET SEATS - 9/16" - 24 TPI



CU-11

FAUCET SEATS - 1/2" - 20 TPI



CU-12

FAUCET SEATS - LONG - 9/16" - 24 TPI



E-13X

EMCO® FAUCET SEATS - 9/16" - 25.5 TPI



E-14

EMCO® FAUCET SEATS - 9-16" - 27 TPI



G-13K

FAUCET SEATS - 1/2" - 27 TPI



G-14K

FAUCET SEATS - 9/16" - 27 TPI




J-3

FAUCET SEATS - 1/2" - 20 TPI



J-4

FAUCET SEATS - LONG - 1/2" - 20 TPI



MU-13

FAUCET SEATS - 17/32" - 24 TPI



QAS-3K

FAUCET SEAT - 7/16" - 24 TPI



QCU-10

FAUCET SEAT - 9/16" - 24 TPI



QCU-12

FAUCET SEAT - LONG - 9/16" - 24 TPI



QE-13K

FAUCET SEAT - 9/16" - 27 TPI



QE-13X

EMCO® FAUCET SEAT - 27 TPI



QE-14K

FAUCET SEAT - 9/16" - 27 TPI



QJ-4A

FAUCET SEAT - MEDIUM - 1/2" - 20 TPI



QW-12K

FAUCET SEAT - 9/16" - 24 TPI



QW-12X

WALTEC®/WALLACEBURG™ FAUCET SEAT - 9/16" - 24 TPI



S-8K

FAUCET SEATS - 1/2" - 24 TPI



S-9K

FAUCET SEATS - 9/16" - 24 TPI



W-12K

FAUCET SEATS - 9/16" - 24 TPI



W-12X

WALTEC®/WALLACEBURG™ FAUCET SEATS - 9/16" - 24



W-13X

WALTEC®/WALLACEBURG™ FAUCET SEATS - LONG - 9/16" - 24 TPI




WA-11X

WALLACEBURG™ FAUCET SEATS - FAUCET & TUB AND SHOWER - 9/16" - 24 TPI



AD-3

FAUCET CARTRIDGE - HOT



AD-4

FAUCET CARTRIDGE - COLD



AD-5

FAUCET CARTRIDGE - HOT




AD-6

FAUCET CARTRIDGE - COLD



AD-7

TUB AND SHOWER CARTRIDGE



AD-9

FAUCET CARTRIDGE



AS-1

FAUCET CARTRIDGE - HOT



AS-8

AMERICAN STANDARD® FAUCET CARTRIDGE



AS-9

FAUCET CARTRIDGE - COLD



BE-1

BELANGER™ FAUCET CARTRIDGE - HOT




BE-2

BELANGER™ FAUCET CARTRIDGE - COLD



CB-1X

CAMBRIDGE BRASS CARTRIDGE - COLD



CB-2X

CAMBRIDGE BRASS CARTRIDGE - HOT



CR-1

CRANE® DIALESE FAUCET CARTRIDGE - HOT



CR-1K

FAUCET CARTRIDGE - HOT



CR-2

CRANE® DIALESE FAUCET CARTRIDGE - COLD



CR-2K

FAUCET CARTRIDGE - COLD



CR-3K

FAUCET CARTRIDGE STEM - HOT



CR-4K

FAUCET CARTRIDGE STEM - COLD



CR-7K

FAUCET CARTRIDGE - SELF CLOSING



CR-9K

HOSPITAL CARTRIDGE - HOT



CR-10K

HOSPITAL CARTRIDGE - COLD



CR-11K

HOSPITAL CARTRIDGE STEM ONLY - HOT




CR-12K

HOSPITAL CARTRIDGE STEM ONLY - COLD




CR-13K

FAUCET CARTRIDGE



CU-1

FAUCET CARTRIDGE



CU-2BK

DIVERTER ASSEMBLY FOR TUB AND SHOWER



CU-2K

DIVERTER ASSEMBLY FOR TUB AND SHOWER -STANDARD BUTTON



CU-3

TUB AND SHOWER CARTRIDGE



CU-4

DIVERTER ASSEMBLY WITH BONNET NUT



CU-8

FAUCET STEM ONLY - HOT



CU-9

FAUCET STEM ONLY - COLD



D-1

DELTA® FAUCET CARTRIDGE



D-2A

DELTA® BALL ASSEMBLY




D-4A

DELTA®/PEERLESS® BALL ASSEMBLY



D-20

DIVERTER ASSEMBLY



D-21

DELTA® TUB AND SHOWER CARTRIDGE



D-24

DELTA® LOWER HOUSING ASSEMBLY



D-25

DELTA® TUB AND SHOWER CARTRIDGE KIT



D-25A

DELTA® TUB AND SHOWER CARTRIDGE ASSEMBLY



D-26

DELTA® TUB AND SHOWER CARTRIDGE ASSEMBLY



D-27

DELTA® TUB AND SHOWER CARTRIDGE ASSEMBLY



D-28

DELTA® FAUCET CARTRIDGE



D-29

DELTA® FAUCET CARTRIDGE - 1/4 TURN STOP



D-31X

DELTA® CER-TECK® CARTRIDGE ASSEMBLY - HOT



D-32X

DELTA® CER-TECK® CARTRIDGE ASSEMBLY - COLD



D-33

DELTA® DST CARTRIDGE




E-1

EMCO® FAUCET CARTRIDGE - OLD STYLE




E-1K

FAUCET CARTRIDGE - OLD STYLE



E-2A

EMCO® WATERTITE FAUCET CARTRIDGE



E-4K

LAUNDRY FAUCET CARTRIDGE




E-4X

EMCO® LAUNDRY FAUCET CARTRIDGE




E-8

INSTITUTIONAL FAUCET CARTRIDGE - COLD



E-9

INSTITUTIONAL FAUCET CARTRIDGE - HOT



E-10AA

EMCO® EQUITEMP™ PRESSURE BALANCE CARTRIDGE ASSEMBLY




E-11

EMCO® DIVERTER ASSEMBLY WITH KNOB




E-12

DIVERTER STEM ASSEMBLY



E-12A

DIVERTER CARTRIDGE ASSEMBLY



E-21X

EMCO® LOCKSHIELD CARTRIDGE



E-22

DIVERTER ASSEMBLY



E-25X

EMCO® FAUCET CARTRIDGE




G-3

FAUCET CARTRIDGE - HOT



G-4

FAUCET CARTRIDGE - COLD



G-7

STEM ASSEMBLY



G-8

STEM ASSEMBLY



G-16

DIVERTER STEM ASSEMBLY



G-17

DIVERTER STEM ASSEMBLY



G-18

DIVERTER STEM ASSEMBLY



GU-1

GLOBE UNION® FAUCET BALL VALVE REPAIR KIT



OEM

GU-2

GLOBE UNION® FAUCET CARTRIDGE KIT



OEM

GU-3

GLOBE UNION® FAUCET CARTRIDGE - HOT




GU-4

GLOBE UNION® FAUCET CARTRIDGE - COLD




J-1

FAUCET CARTRIDGE - HOT



J-2

FAUCET CARTRIDGE - COLD



KH-1

KOHLER® CERAMIC FAUCET CARTRIDGE - COLD



OEM

KH-2

KOHLER® CERAMIC FAUCET CARTRIDGE - HOT



OEM

KH-3

KOHLER® SINGLE HANDLE FAUCET CARTRIDGE



OEM

KH-4


KOHLER® SINGLE HANDLE FAUCET CARTRIDGE



OEM

KH-5

KOHLER® SINGLE HANDLE FAUCET CARTRIDGE



MO-1K

FAUCET CARTRIDGE - TWO HANDLE WIDESPREAD



MO-2K

FAUCET CARTRIDGE - SINGLE HANDLE




MO-3K

FAUCET CARTRIDGE - TWO HANDLE



MU-1

FAUCET CARTRIDGE



MU-9

TUB AND SHOWER STEM ASSEMBLY



MU-10

DIVERTER STEM ASSEMBLY



MU-11

TUB AND SHOWER STEM ASSEMBLY - HOT



MU-12

TUB AND SHOWER STEM ASSEMBLY - COLD



MX-1

MIXET STEM ASSEMBLY



PF-5

PFISTER® WASHERLESS CARTRIDGE




PF-18

PFISTER® SHOWER CARTRIDGE



PF-19

PFISTER® FAUCET CARTRIDGE




Q1225

FAUCET CARTRIDGE



QCU-1

FAUCET CARTRIDGE



QCU-2KL

DIVERTER ASSEMBLY FOR TUB AND SHOWER - LARGE BUTTON



QD-22

DELTA® BALANCING SPOOL ASSEMBLY



QD-23

DELTA® DIVERTER STEM




QE-1

EMCO® FAUCET CARTRIDGE - OLD STYLE




QE-1K

FAUCET CARTRIDGE - OLD STYLE




QE-3A

HEAVY DUTY FAUCET CARTRIDGE - HOT



QE-3B

HEAVY DUTY FAUCET CARTRIDGE - COLD



QE-3C

EMCO® FAUCET CARTRIDGE



QE-4K

LAUNDRY FAUCET CARTRIDGE



QE-4X

EMCO® LAUNDRY FAUCET CARTRIDGE



QE-25X

EMCO® FAUCET CARTRIDGE



QMU-10A

DIVERter STEM ASSEMBLY



QPF-20

PFISTER® FAUCET CARTRIDGE



QPF-21

PFISTER® FAUCET CARTRIDGE - HOT



QPF-22

PFISTER® FAUCET CARTRIDGE - COLD



QV-8

SHOWER STEM EXTENDER




QW-1K

FAUCET CARTRIDGE - HOT - OLD STYLE



QW-2K

FAUCET CARTRIDGE - COLD - OLD STYLE



QW-20K

FAUCET CARTRIDGE - HOT (R.H.)



QW-20X

WALTEC® FAUCET CARTRIDGE - HOT



QW-21K

FAUCET CARTRIDGE - COLD (L.H.)




QW-21X

WALTEC® FAUCET CARTRIDGE - COLD




S-1K

FAUCET CARTRIDGE - HOT




S-2K

FAUCET CARTRIDGE - COLD



S-6

STERLING® CARTRIDGE AND STEM ASSEMBLY




S-6K

CARTRIDGE AND STEM ASSEMBLY




S-7

STERLING® CARTRIDGE AND DIVERTER STEM ASSEMBLY




S-7K

CARTRIDGE AND DIVERTER STEM ASSEMBLY




SY-2

SYMMONS® FLOW CONTROL SPINDLE



SY-5

SYMMONS® MAXI FLOW CONTROL SPINDLE



T-1

T & S BRASS® FAUCET STEM ASSEMBLY - HOT



T-2

T & S BRASS® FAUCET STEM ASSEMBLY - COLD



T-3

T & S BRASS® ETERNA™ CARTRIDGE INSERT - HOT



T-4

T & S BRASS® ETERNA™ CARTRIDGE INSERT - COLD



T-5

T & S BRASS® STEM ASSEMBLY FOR ETERNA™ CARTRIDGE - HOT




T-6

T & S BRASS® STEM ASSEMBLY FOR ETERNA™ CARTRIDGE - COLD



T-7

T & S BRASS® ETERNA™ STEM ASSEMBLY - HOT



T-8

T & S BRASS® ETERNA™ STEM ASSEMBLY - COLD



T-9

T & S BRASS® SPRAY VALVE BONNET ASSEMBLY



T-10

T & S BRASS® ETERNA™ STEM ASSEMBLY WITH SPRING - HOT



T-11

T & S BRASS® ETERNA™ STEM ASSEMBLY WITH SPRING- COLD



UB-1

UBERHAUS® CERAMIC LAVATORY CARTRIDGE - HOT




UB-2

UBERHAUS® CERAMIC LAVATORY CARTRIDGE - COLD



UB-3

UBERHAUS® CERAMIC WIDESPREAD LAVATORY CARTRIDGE - HOT




UB-4

UBERHAUS® CERAMIC WIDESPREAD LAVATORY CARTRIDGE - COLD



UB-11

UBERHAUS® FAUCET CARTRIDGE



UB-12

UBERHAUS® FAUCET CARTRIDGE




UB-13

UBERHAUS® TUB AND SHOWER CARTRIDGE



V-1

SINGLE LEVER CONTROL ASSEMBLY



V-2

TWO HANDLE CONTROL ASSEMBLY - NEW STYLE



V-6

SINGLE LEVER CARTRIDGE KIT - WITHOUT DIVERTER




V-7

TWO HANDLE CONTROL ASSEMBLY - OLD STYLE




W-1K

FAUCET CARTRIDGE - HOT - OLD STYLE



W-2K

FAUCET CARTRIDGE - COLD - OLD STYLE




W-7

WALTEC® DIVERTER ASSEMBLY




W-8

WALTEC® DIVERTER ASSEMBLY



W-9

DIVERTER ASSEMBLY



W-10

DIVERTER ASSEMBLY



W-11

WALTEC® DIVERTER ASSEMBLY



W-20K

FAUCET CARTRIDGE - HOT (R.H.)



W-20X

WALTEC® FAUCET CARTRIDGE - HOT



W-21K

FAUCET CARTRIDGE - COLD (L.H.)



W-21X

WALTEC® FAUCET CARTRIDGE - COLD



WA-1K

SLEEVE STRUCTURE CARTRIDGE - HOT - NEW STYLE



WA-2K

SLEEVE STRUCTURE CARTRIDGE - COLD - NEW STYLE



WA-3K

FAUCET CARTRIDGE - HOT - OLD STYLE



WA-4K

FAUCET CARTRIDGE - COLD - OLD STYLE



WA-5

WALLACEBURG™ DIVERTER ASSEMBLY



OEM

WA-6

TUB AND SHOWER CARTRIDGE ASSEMBLY



WA-7

TUB AND SHOWER DIVERTER ASSEMBLY



Term	Page Number
A	
Abrasive Cloth	9.1, 9.2
Acid brush	10.4
Actuator - Flush valve	2.10
Adapter	7.3, 7.4
Aerator	1.39
Bathcock	3.22
Tub spout	3.17
Adhesive and sealant	9.1
Aerator	
Faucet	1.35, 1.36, 1.37, 1.38, 1.48
Wrench	1.40
Adapter	1.39
Flow restrictor	1.38
Screen	1.38
Washer	1.38
Arm and flange - Shower	3.20
Arm - Shower	3.20
Assortment	
Faucet seat	1.20
Faucet washer	1.23, 1.24
Fibre washer	1.33
Gasket sheet	9.1
O-ring	1.26, 1.27
Plumbing repair	1.20
Waltec repair	1.19
B	
Back flow preventer	8.3, 4.14, 4.15
Balancing Spool	3.4
Ball	
Faucet	1.6
Toilet tank	2.10
Sealers	1.24
Ballcock	2.13, 2.14, 2.15
Bar - Waste and overflow	3.24
Basin	
Faucet	1.48
Legs - lavatory	4.13
Rim	4.11
Rosettes	1.47
Wrench	10.2
Basket	
Strainer	4.3, 4.4
Strainer assembly	4.5
Strainer nut	4.6
Strainer washer	4.6
Bathcock	
Adapter	3.22
Elbow	3.22
Bead chain	4.1
Bead chain coupler	4.1
Bibb screw	1.24, 1.25
Blade - Hacksaw	10.5
Boiler plug	6.2
Bolt	
Toilet mounting	2.4, 2.5
Toilet seat	2.18
Toilet tank	2.6
Bonnet	
Assembly	1.15
Nut	1.1
Packing	1.15, 1.31
Braided vinyl tubing	8.5, 8.6
Brush	
Cement and utility	10.4
Acid	10.4
Fitting	10.4, 10.5
Bubbler	
Faucet	1.48
Drinking fountain	1.48

Term	Page Number
Bumper - Toilet seat	2.18
Bushing - Tub spout	3.17
Button	
Delta® flushometer	5.1
Handle index	1.41, 1.42, 1.45, 1.46
Assembly - flush	2.3
C	
Cam - Faucet ball	1.6, 1.7
Candle wicking	9.1
Cap	1.6
Toilet bolt	2.5
Valve drain	8.4
Carrier nut and washer set	2.6
Cartridge	
Bubbler	1.48
Faucet	1.1, 1.2, 1.3, 1.4, 1.5, 1.6, 1.7, 1.8, 1.9, 1.10, 1.11, 1.12, 1.13, 1.14, 1.15, 1.16, 1.17, 1.18, 1.19, 1.20
Tip-Toe	3.24
Tub and shower	1.1, 1.13, 1.19, 3.1, 3.2, 3.3, 3.4, 3.5, 3.8, 3.10, 3.12
Tub drain	3.24
Stem	1.4, 1.5, 1.14, 1.15, 3.9
Gasket	1.32
Housing	3.4
Insert	1.15
Repair kit	1.2, 1.5, 1.9, 1.11, 1.18, 1.20
Cement and utility brush	10.4
Chain	4.1
Flapper	2.8
Flush valve	2.11
Shower curtain	3.22
Coupler	4.1
Check valve	4.13, 4.14
Clamp	
Basin hold down	4.11
Hose	8.4, 8.5
Sink install	4.11
Clamps - Pipe suspension	8.4
Clip	
Pop-up	4.8
Refill tube	2.16
Retainer	1.12
Closet spud assembly	2.12
Compound - Pipe joint	9.1
Compression	
Nut	7.1
Plug	7.1, 7.2
Sleeve	7.1
Sleeve & insert	7.1
Connector - Dishwasher drain	4.6
Continuous waste outlet	4.10
Cork gasket	1.31, 1.32
Coupling	4.11
Reducer	4.11
Slip joint	4.9, 4.10
Cover	
Drain	4.14
Shower drain	3.23
Sink hole	4.13
Tube	8.2
Crumb cup	4.2, 4.3
Cutter	
PVC	10.5
Tube	10.5

Term	Page Number
D	
D ring - Diverter	3.13
Delta® flushometer parts	5.1
Diaphragm	
Ballcock	2.13, 2.14
Delany- flushometer	5.3
Delta® flushometer	5.1
Faucet	1.2
Fill valve	2.13, 2.14
Sloan®	5.2
Disc - Seat	2.9
Dishwasher	
Adapter fitting	7.9
Branch tailpiece	4.6
Discharge hose	8.3
Drain connector	4.6
Elbow fitting	7.9
Snap adapter	1.39
Snap fitting	1.40
Diverter	
Faucet	1.6
Hand shower	3.21
Assembly	3.2, 3.3, 3.5, 3.6, 3.7, 3.9, 3.12, 3.13
D ring	3.13
Faucet	3.22
Flange	3.14
Hub	3.14
Knob	3.2, 3.5, 3.14
Seal	3.14
Shroud and sleeve kit	3.6
Stem - tub and shower	3.4, 3.9
Stem washer	3.11
Faucet	1.6
Diverter and components - tub and shower	3.2, 3.3, 3.5, 3.6, 3.7, 3.9, 3.12, 3.13, 3.14
Drain	
Assembly - shower	3.23
Cover	4.14
Stopper - bathtub	3.17, 3.18
Stopper - sink	4.1, 4.2
Valve - water heater	6.2
Drinking fountain bubbler	1.48
Drip tube - water heater	6.2
E	
Elbow	7.4
Bathcock	3.22
Slip joint	4.10
Element - Water heater	6.1
Epoxy putty	9.1
Escutcheon	8.1
Extension	
For stem	3.5, 3.6, 3.12
Tube - slip joint	4.9
Extractor - Nipple	10.4

Term	Page Number
F	
Faucet	
Basin	1.48
Sediment	8.4
Tub and shower diverter	3.22
Aerator	1.35, 1.36, 1.37, 1.38, 1.48
Ball	1.6
Ball cam	1.6, 1.7
Cartridge	1.1, 1.2, 1.3, 1.4, 1.5, 1.6, 1.7, 1.8, 1.9, 1.10, 1.11, 1.12, 1.13, 1.14, 1.15, 1.16, 1.17, 1.18, 1.19, 1.20
Diaphragm	1.2
Handle	1.40, 1.41, 1.42, 1.43, 1.44, 1.45, 1.46
Key	1.47
Locknut	1.47, 1.48
Locknuts	1.47
Reseating kit	10.2
Seat	1.2, 1.4, 1.5, 1.9, 1.10, 1.11, 1.12, 1.14, 1.18, 1.20
Seat repair kit	1.14
Seat washer	1.31, 1.32
Seat wrench	10.2
Seat wrench kit	10.2
Spout	1.33, 1.34, 1.48, 3.17
Washer - bevelled	1.20, 1.21
Washer - flat	1.21, 1.22, 1.23
Washer assortment	1.23, 1.24
Fibre gasket	1.32, 1.33
Fill Valve	2.13, 2.14, 2.15
Fitting	
Compression	7.1, 7.2, 7.3, 7.4, 7.5
Dishwasher	7.9
Garden hose	7.7, 7.8, 7.9
Hose barb	7.6, 7.7
Hose barb adapter	7.6
Hose barb coupler	7.7
Iron pipe nipple	7.5
Iron pipe plug	7.5
Iron pipe reducer bushing	7.5, 7.6
Brush	10.4, 10.5
Flange	
Escutcheon	8.1
Shower arm	3.20, 3.21, 3.23
Shower rod	3.23
Split	8.1
Toilet extension	2.16
Toilet mounting	2.16
Tub and shower	3.3, 3.6, 3.14
Repair kit - toilet	2.16
Flanged tailpiece	4.6, 4.7
Flapper	
Toilet	2.8, 2.9, 2.10
Chain	2.8
Float	
Toilet tank	2.15
Rod	2.15, 2.16
Flow	
Control - shower	3.21
Control spindle	3.11
Restrictor - aerator	1.38
Restrictor - shower head	3.20
Flush	
Button assembly	2.3
Valve actuator	2.10
Valve assembly	2.11, 2.12
Valve chain	2.11
Valve gasket	2.11, 2.12
Valve seal	2.11
Valve washer	2.12

Term	Page Number
Flushometer parts	
Delany™	5.3
Delta®	5.1, 5.2
Sloan®	5.2, 5.3
Flux paste	9.2
G	
Gasket	
Assortment	9.1
Cartridge	1.32
Cork	1.31, 1.32
Fibre	1.32, 1.33
Flush valve	2.11, 2.12
Nylon	1.32
P.O. plug	4.8, 4.9
Rubber	9.1
Sink	4.13
Tank to bowl	2.7
Toilet mounting	2.17, 2.18
Waste and overflow	3.26
Water heater element	6.1
Gauge - Faucet seat	1.20
Graphite packing	1.31
Grease - Plumber's	9.3
Grid strainer	4.11
Guide - Hose	1.35
H	
Hacksaw	10.5
Blade	10.5
Hand Shower Diverter	3.21
Handle	
Delany™ flushometer	5.3
Delta® flushometer	5.1, 5.2
Faucet	1.40, 1.41, 1.42, 1.43, 1.44, 1.45, 1.46
Laundry faucet	1.43, 1.44
Lawn faucet	1.46, 1.47
Sloan® flushometer	5.2
Tub and shower	3.4, 3.5, 3.6, 3.8, 3.9, 3.10, 3.12
Wall hydrant	1.44
Handle insert	1.40, 1.43, 1.46
Kit	1.40, 1.44, 1.45, 3.1
Puller	10.2
Screw	1.42, 1.46
Set	1.46
Handshower kit	3.21, 3.22
Hanger - sink and basin	4.11
Head	
Shower	3.19, 3.20
Spray	1.34, 1.35
Hinge - toilet seat	2.18
Hold down clamp - basin	4.11
Hold down ring	1.19
Holder - shower rod	3.23
Hook - shower curtain	3.22
Hose	
Dishwasher discharge	8.3
Guide	1.35
Pull down	1.34
Pull out	1.34
Shower	3.21
Utility	8.2
Washing machine	8.2, 8.3
Washing machine discharge	8.3
Barb fitting	7.6, 7.7
Clamp	8.4, 8.5

Term	Page Number
Fitting - garden hose	7.7, 7.8, 7.9
Fitting - hose barb	7.6, 7.7
Washer - garden hose	8.2
Hose and sprayer	1.34
Housing - Cartridge	3.4
Humidifier install Kit	8.2
I	
Ice maker install Kit	8.2
Index button	1.41, 1.42, 1.45, 1.46
Insert	
Cartridge	1.15
Faucet handle	1.40, 1.43, 1.46
Inspection mirror	10.3
Iron pipe fitting	7.5, 7.6
J	
J-bend	4.10
K	
Key	
Lawn faucet	1.47
Sillcock	10.4
Kit	
Diverter spout repair	3.16
Faucet repair	1.6, 1.7, 1.10, 1.17
Handle	1.40, 1.44, 1.45, 3.1
Handshower	3.21, 3.22
O-ring	1.25, 1.26, 5.1
Pop-up linkage	4.8
Stem packing	1.13
Tank to bowl	2.6, 2.7
Tip-toe cartridge and shoe	3.24
Kohler®	
Mixer cap kit	3.8
Valve repair kit	3.7
L	
Laundry faucet handle	1.43, 1.44
Lawn faucet handle	1.46, 1.47
Legs - Lavatory basin	4.13
Level - Torpedo	10.3
Lever - Toilet flush	2.2, 2.3, 2.4
Lift wire set	2.10
Lint trap - Washing machine	8.3
Locknut - Faucet	1.47, 1.48
Locknuts - Faucet	1.47
M	
Mirror - Inspection	10.3
Mixer cap kit	3.8
N	
Needle valve kit	8.2
Nipple	
Tub spout	3.16, 3.17
Extractor	10.4

Term	Page Number
Nut	
Ballcock coupling	2.15
Ballcock shank	2.15
Basket strainer assembly	4.6
Bonnet	1.1
Fill valve coupling	2.15
Fill valve shank	2.15
Slip joint	4.11, 4.12, 4.13
Tailpiece coupling	1.47
Toilet mounting bolt	2.5
Driver	10.3
Nut and washer set - Carrier	2.6
Nylon gasket	1.32
O	
Open grid strainer	4.10
O-ring	1.2, 1.27, 1.28, 1.29, 1.30, 1.31
Assortment	1.26, 1.27
Kit	1.25, 1.26, 5.1
P	
P.O. plug	
Assembly	4.8
Gasket	4.8, 4.9
Wrench	10.3
Packing	
Bonnet	1.15, 1.31
Graphite	1.31
Stem packing	1.10, 1.13, 1.31, 3.7, 3.11
Kit - stem	1.13
Paste	
Flux	9.2
Soldering	9.2
Pipe	
Joint compound	9.1
repair kit	8.6
Suspension clamps	8.4
Piston assembly - Sloan®	5.2
Plate - Waste and overflow	3.25
Pliers - Water Pump	10.3
Plug	
Boiler	6.2
Test	10.1
Plumber's	
Cloth	9.1, 9.2
Grease	9.3
Putty	9.2, 9.3
Wrench	10.4
Plumbing vent	4.14
Pop-up	
Assembly	4.7, 4.8
Clip	4.8
Linkage kit	4.8
Rod	4.8
Stopper	4.8
Porcelain touch-up glaze	9.3
P-trap	4.10
Pull down hose	1.34
Pull out hose	1.34
Puller - Faucet handle	10.2
Putty	
Epoxy	9.1
Plumber's	9.2, 9.3
Tape	9.2
PVC cutter	10.5

Q

Term	Page Number
R	
Racheting wrench	10.3
Radiator air valve	6.2
Reducer coupling	4.11
Reducing	
Adapter	7.4
Adapter - sweat	7.5
Elbow	7.5
Elbow - sweat	7.5
Union	7.2
Union - elbow	7.3
Refill tube	2.16
Clip	2.16
Remover - tub drain	10.3
Repair assortment	
General	1.20
Waltec®	1.19
Repair kit	
Ballcock	2.13, 2.14, 2.15
Cartridge	1.2, 1.5, 1.9, 1.11, 1.18, 1.20
Delany- flushometer	5.3
Delta® tub and shower	3.3
Delta® flushometer	5.1
Diverter tub spout	3.16
Faucet	1.6, 1.7, 1.10, 1.17
Faucet seat	1.14
Fill valve	2.13, 2.14, 2.15
Pipe	8.6
Sloan® flushometer	5.2, 5.3
Toilet mounting	2.16
Toilet tank	2.7
Washer	3.11
Reseating kit - Faucet	10.2
Retainer clip	1.12
Ring	
Hold down	1.19
Split	1.33
Tub spout trim	3.17
Rinse hose and sprayer	1.34
Rod	
Float	2.15, 2.16
Pop-up	4.8
Shower	3.23
Roller - Toilet paper	2.19
Rosette	1.47
Rubber gasket	9.1
S	
Saw - Hacksaw	10.5
Screen - Aerator	1.38
Screw	
Handle	1.42, 1.46
Toilet mounting	2.4
Waste and overflow	3.25
Waste and overflow plate	3.25
Screws - Bibb	1.24, 1.25
Seal - Flush valve	2.11
Sealant and adhesive	9.1
Sealer - Ball	1.24
Seat	
Faucet	1.2, 1.4, 1.5, 1.9, 1.10, 1.11, 1.12, 1.14, 1.18, 1.20
Tub and shower	1.5, 3.3, 3.6, 3.7, 3.11, 3.13, 3.77
Assortment	1.20
Disc	2.9
Gauge	1.20
Repair kit	1.14
Wrench kit	10.2

Term	Page Number
Seats and springs	1.6, 1.17
Sediment faucet	8.4
Set - Handle	1.46
Shim - Toilet	2.5
Shoe strainer - Waste and overflow	3.24
Shower	
Arm	3.20
Arm and flange	3.20
Arm flange	3.20, 3.21, 3.23
Curtain chain	3.22
Drain assembly	3.23
Drain cover	3.23
Flow control	3.21
Head	3.19, 3.20
Head flow restrictor	3.20
Hose	3.21
Hose washer	3.21
Rod	3.23
Rod flange	3.23
Rod holder	3.23
Rod support	3.23
Sleeve	3.6
Splash guards	3.22
Strainer	3.19
Valve socket wrench set	10.2
Sillcock key	10.4
Sink	
Gasket	4.13
Hole cover	4.13
Install clamp	4.11
Sink and Basin hanger	4.11
Sleeve	
Shower	3.6
Tub and shower	3.3, 3.9
Slip joint	
Coupling	4.9, 4.10
Elbow	4.10
Extension tube	4.9
Nut	4.12, 4.13
Nut - reducing	4.11
Washer	4.12
Wrench kit	10.3
Snap adapter - Dishwater	1.39
Snap fitting - Dishwasher	1.40
Socket wrench set - Shower valve	10.2
Solder	9.2
Soldering paste	9.2
Spindle - Flow control	3.11
Splash guards - Shower	3.22
Split flange	8.1
Split ring - Faucet spout	1.33
Spout	
Faucet	1.33, 1.34, 1.48, 3.17
Tub	3.15, 3.16
Spray	
Face and components	1.38, 1.39
Head	1.34, 1.35
Valve	1.34
Spring - Tube bending	10.1, 1.2
Springs and seats	1.6, 1.17
Spud assembly	2.12
Spud flange washer	2.13
Spud washer	2.13
Stem	
Cartridge	1.4, 1.5, 1.14, 1.15, 3.9
Delany- flushometer	5.3
Diverter	3.4, 3.9
Extension	3.5, 3.6, 3.12
Packing	1.10, 1.13, 1.31, 3.7, 3.11
Stopper	
Bathtub drain	3.17, 3.18
Pop-up	4.8
Sink drain	4.1, 4.2

Term	Page Number	Term	Page Number	Term	Page Number
Strainer		Repair kit	3.3	Washing machine	
Grid	4.11	Seat	1.5, 3.3, 3.6, 3.7, 3.11, 3.13	Discharge hose	8.3
Shower	3.19	Sleeve	3.3, 3.9	Hose	8.2, 8.3
Waste and overflow	3.24	Trim kit	3.15	Lint trap	8.3
Assembly	4.5	Tub drain		Waste and overflow	
Basket	4.2, 4.3, 4.4	Cartridge	3.24	Bar	3.24
Strap wrench	10.4	Remover	10.3	Gasket	3.26
Support - Shower Rod	3.23	Tub spout	3.15, 3.16	Plate	3.25
		Adapter	3.17	Plate screw	3.25
		Bushing	3.17	Plate trip lever	3.24
		Tube		Screw	3.24
T		Cover	8.2	Waste outlet	4.10
T & S Brass® repair parts	1.38, 1.39	Refill	2.16	Water heater	
Tailpiece		Bending spring	10.1, 10.2	Drain valve	6.2
Dishwasher branch	4.6	Cutter	10.5	Drip tube	6.2
Flanged	4.6, 4.7	Tubing		Element	6.1
Coupling nut	1.47	Braided vinyl	8.5, 8.6	Element gasket	6.1
Flange washer	4.7	Threaded	4.9	Element wrench	6.1
Washer	4.7			Thermostat	6.1, 6.2
Tank		U		Water pump pliers	10.3
Fill valve	2.13	Union	7.2	Wax - toilet setting seal	2.17, 2.18
Lever	2.1, 2.2, 2.3, 2.4	Elbow	7.3	Wicking - candle	9.1
Tank to bowl		Utility hose	8.2	Wire set - lift	2.10
Bolt washer	2.6			Wrench	
Gasket	2.7	V		Aerator	1.40
Kit	2.6, 2.7	Vacuum breaker	8.3	Basin	10.2
Tape - Putty	9.2	Delany® flushometer	5.3	Faucet seat	10.2
Tee	7.3	Delta® flushometer	5.4	P.O. plug	10.3
Adapter	7.2	Sloan® flushometer	5.2	Plumber's	10.4
Test plug	10.1	Valve		Ratcheting	10.3
Thermostat - Water heater	6.1, 6.2	Check	4.13, 4.14	Slip nut	10.3
Threaded tubing	4.9	Radiator air	6.2	Strap	10.4
Tip-toe		Spray	1.34	Water heater element	6.1
Cartridge	3.24	Tank fill	2.13	Water heater element	6.1
Cartridge and shoe kit	3.24	Assembly - flush	2.11, 2.12		
Rubber washer	3.24	Drain cap	8.4	X	
Toilet		Kit - needle	8.2		
Bolt cap	2.5	Repair kit	3.7	Y	
Extension flange	2.16	Vent - automatic plumbing	4.14		
Flange repair kit	2.16			Z	
Flapper	2.8, 2.9, 2.10	W			
Mounting bolt	2.4, 2.5	Wall hydrant handle	1.44		
Mounting bolt nut	2.4	Washer			
Mounting bolt washer	2.4	Aerator	1.38		
Mounting flange	2.16, 2.17, 2.18	Ballcock shank	2.15		
Mounting repair kit	2.16	Basket strainer assembly	4.6		
Mounting screw	2.4	Bevelled faucet	1.20, 1.21		
Paper roller	2.19	Diverter stem	3.11		
Seat bolt	2.18	Fill valve shank	2.15		
Seat bumper	2.18	Flat faucet	1.21, 1.22, 1.23		
Seat hinge	2.18	Flush valve	2.12		
Seat stabilizer washer kit	2.18	Garden hose	8.2		
Seat washers	2.18	Shower hose	3.21		
Setting seal - wax	2.17, 2.18	Slip joint	4.12		
Shim	2.5	Spud	2.13		
Tank ball	2.10	Tailpiece	4.7		
Tank bolt	2.6	Tailpiece flange	4.7		
Tank float	2.15	Tank to bowl bolt	2.6		
Tank repair kit	2.7	Tip-toe	3.24		
Torpedo level	10.3	Toilet mounting bolt	2.4		
Touch-up glaze - Porcelain	9.3	Toilet seat	2.18		
Trim		Assortment - fibre	1.33		
Kit - tub and shower	3.15	Kit - toilet seat stabilizer	2.18		
Ring - tub spout	3.17	Repair kit	3.11		
Trip lever		Faucet seat	1.31, 1.32		
Waste and overflow plate	3.25				
Tub and shower					
Cartridge	1.1, 1.13, 1.19, 3.1, 3.2, 3.3, 3.4, 3.5, 3.8, 3.10, 3.12				
Flange	3.3, 3.6, 3.14				
Handle	3.4, 3.5, 3.6, 3.8, 3.9, 3.10, 3.12				

ALL TAXES EXTRA**General**

All discounts are for orders shipped to one destination.

Prices

In effect at time of shipment, subject to change without notice.

Minimum Order \$100.00

Claims

Claims must be reported within 10 days of receipt of goods.

Shipments are made at buyer's risk unless ordered to be insured.

Returns

Returns are not accepted unless we are first notified of reason for the return and have authorized said return.

All returned goods must be forwarded prepaid; collect shipments will be refused. Returns made for reasons other than our shipping error, or because of defect in material will be subject to a 25% restocking charge. All returns will be credited at original purchase price or current price whichever is lower. This list price schedule, believed to be correct at printing may deviate from 100% accuracy. We reserve the right to make changes without notice or obligation in specifications, materials and to change or discontinue models.

BRITISH COLUMBIA**1 Westpoint Sales Inc.**

Head Office
3940 Grant Street
Burnaby, BC
V5C 3N3
Tel: (604) 291-7271
Fax: (604) 291-8258

ALBERTA**2 Vantage
Marketing Ltd.**

7210A-5th Street SE
Calgary, AB
T2H 2L9
Tel: (403) 250-1500
Fax: (403) 250-6919

SASKATCHEWAN**Saskatoon****3 Jones Goodridge Inc.**

1 - 1527 Ontario Ave.
Saskatoon, SK
S7K 1S7
Tel: (306) 933-4377
Fax: (306) 933-4233

Regina**4 Jones Goodridge Inc.**

3200 - 12th Avenue
Regina, SK
S4T 1J9
Tel/Cell: (306) 585-2854
Fax: (306) 585-2855

MANITOBA**5 Jones Goodridge Inc.**

Head Office
1522 St. James Street
Winnipeg, MB
R3H 0L2
Tel: (204) 632-6221
Fax: (204) 633-0941

ONTARIO**Greater Toronto Area
Niagara Peninsula****6 ARMCO Agencies Inc.**

5635 McAdam Road
Mississauga, ON
L4Z 1N9
Tel: (905) 238-8448
Fax: (905) 238-8863

Eastern Ontario**7 Can-Mech Agencies**

155 Tansley Drive
Carp, ON
K0A 1L0
Tel: (613) 831-3724
Fax: (613) 831-3727

Northern Ontario**8 Centon Sales**

400 Matheson Blvd. East,
Unit 30
Mississauga, ON L4Z 1N8
Tel: (905) 629-7072
Fax: (905) 629-2131

South Western Ontario**9 Showerline Sales Ltd.**

763 Eagletrace Drive
London, Ontario
N6G 0E9
Tel: (519) 657-2694
Fax: (519) 472-2658

QUEBEC / ABITIBI**Rouyn-Noranda /
Val d'or / Amos****10 Les Ventes Bergeron
Sales Inc.**

392 Craig Street, Box 92
Russell, ON
K4R 1C8
Tel: 613-445-4170
Fax: 613-445-0642

QUEBEC**11 Les Agences
J. Pierre Sylvain Inc.**

1380 Joliot Curie,
Bureau 802
Boucherville, QC
J4B 7L9
Tel: (450) 655-9588
Fax: (450) 641-2737

ATLANTIC CANADA**12 J. Wright Sales Ltd.**

Head Office
200 Whiting Road
Fredericton, NB
E3B 5V5
Tel: (506) 459-5719
Fax: (506) 459-0792



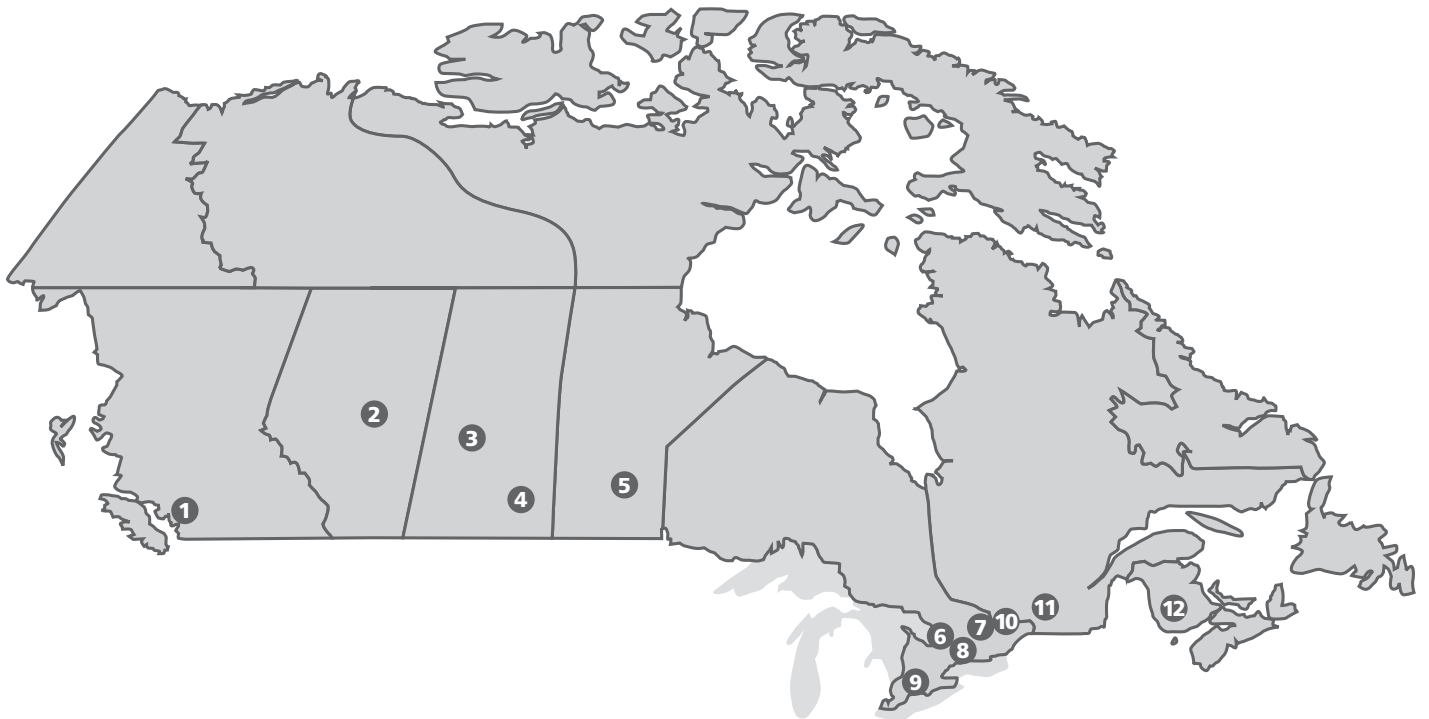
A Masco Company
Masco Canada Limited
350 South Edgeware Road
St. Thomas, ON N5P 4L1

Customer Service
1-800-567-3300

Customer Service Email
customerservice@mascocanada.com

Customer Service Fax
1-800-567-9100

Website
masterplumber.ca



Master Plumber® agencies are staffed nationwide with experienced sales professionals who live and work in your market to meet your needs at a local level promptly and efficiently. Your local representative will assume responsibility for communication throughout the supply chain, becoming an extension of your business to troubleshoot and ease everyday tasks. Your agency is readily available to assist with customer service, training, literature and merchandising.

Trademarks

American Standard® is a registered trademark of AS IP Holdco, LLC
Aquadis® is a registered trademark of Aquadis Internatinal Inc.
Aqualite™ is a trademark of AS Canada, ULC
Aquaseal® is a registered trademark of AS Canada, ULC
Beautycraft™ is a trademark of Mueller International, LLC
Belanger™ is a trademark of Corporation Admiral Du Canada, Ltee - Canadian Admiral Corporation, Ltd.
Bol® is a registered trademark of Kohler Co.
BrassCraft® is a registered trademark of BrassCraft Manufacturing Company
Bradley® is a registered trademark of Bradley Corporation
Cadet® is a registered trademark of Wabco Standard Trane
Cameo® is a registered trademark of Cameo Inc.
Canterbury™ is a trademark of Homer TLC, Inc.
Careguard® is a registered trademark of Neoperl AG
Cer-Teck® is a registered trademark of Delta Faucet Company
Ceramix™ is a trademark of AS IP Holdco, LLC
Champion® is a registered trademark of Ideal Standard International NV
Chateau® is a registered trademark of Monessen Hearth Systems Company
Clairette™ is a registered trademark of Kohler Co.
Class Five® is a registered trademark of Kohler Co.
Classic® is a registered trademark of Classic Mouldings Inc.
Coast® is a registered trademark of Coast Cutlery Co.
Coralais™ is a registered trademark of Kohler Co.
Corona® is a registered trademark of Produtos Eletricos Corona Ltda
Crane® is a registered trademark of Crane Canada Co.
Cuthbert™ is a trademark of Pilray Inc.
Danfoss® is a registered trademark of Danfoss A/S
Delany™ is a trademark of Delany Products
Delex® is a registered trademark of Masco Corporation of Indiana
Delta® is a registered trademark of Delta Faucet Company
Denall® is a registered trademark of Wolfedale engineering Limiged
Doric™ is a trademark of Emco Limited
Douglas® is a registered trademark of Douglas Lighting Controls Inc.
Eljer® is a registered trademark of AS IP Holdco, LLC
Emco® is a registered trademark of Emco Corporation
Equitemp™ is a trademark of Emco Corporation
Esprit™ is a trademark of Emco Corporation
Eterna™ is a trademark of T&S Brass and Bronze Works, Inc.
Evoke® is a registered trademark of Kohler Co.
Flotrol™ is a trademark of Masco Canada Limited
Fluidmaster® is a registered trademark of Fluidmaster, Inc.
Foremost® is a registered trademark of Foremost Internatinal Ltd.
Forte® is a registered trademark of Kohler Co.
Galt™ is a trademark of Galt Brass Company, Limited
Galtmaster™ is a trademark of Masco Canada Limited
Gemini® is a registered trademark of Gemini Corporation
General Electric® is a registered trademark of General Electric Company
Gerber® is a registered trademark of Globe Union Industrial Corp.
Giant® is a registered trademark of Usines Giant Inc.
Globe Union® is a registered trademark of Globe Union Industrial Corp.
Gloozit® is a registered trademark of ET Marketing Agency Inc.
GSW™ is a registered trademark of A.O. Smith Enterprises Ltd.
Hair-Snare™ is a trademark of Edward O'Malley Valve Co.
Hoover® is a registered trademark of Techronic Floor Care Technology Limited
Hotpoint® is a registered trademark of Haier US Appliance Solutions, Inc.
Jacuzzi® is a registered trademark of Jacuzzi Inc.
Jameco™ is a trademark of Jameco Electronics Inc./Electoniques Jameco Inc.
Jubilee™ is a trademark of Unireco Industries Inc.
Kenmore® is a registered trademark of Sears Brands, LLC

Kindred® is a registered trademark of Franke Technology and Trademark Ltd
Kitchenaid® is a registered trademark of Whirlpool Properties, Inc.
Kohler® is a registered trademark of KOHLER Co.
Magiclose™ is a trademark of Crane Canada Inc.
Mansfield® is a registered trademark of Mansfield Plumbing Products, LLC
Mark III™ is a trademark of Camco Inc.
Mark IV™ is a trademark of Camco Inc.
Master Plumber® is a registered trademark of Masco Canada Limited
Mastercraft® is a registered trademark of Mastercraft Plumbing, Inc.
Moen® is a registered trademark of Moen Incorporated
Monitor® is a registered trademark of Delta Faucet Company
Mueller® is a registered trademark of Mueller International, LLC
Nassau™ is a trademark of W.R. Cuthbert Limited/Limitee
Niagara™ is a trademark of Mueller International, LLC
Nibco® is a registered trademark of Nibco Inc.
Nova™ is a trademark of Mueller International, LLC
NSF® is a registered trademark of NSF International
Peerless® is a registered trademark of Delta Faucet Company
Perfecta™ is a trademark of Aquarius Water Inc.
Posi-Temp® is a registered trademark of Moen Incorporated
Pressto® is a registered trademark of Masco Canada Limited
Price Pfister® is a registered trademark of Spectrum Brands, Inc.
Reliant™ is a trademark of AS IP Holdco, LLC
Rheem® is a registered trademark of Rheem Manufacturing Company
Rite-Temp® is a registered trademark of Kohler Co.
Rohl® is a registered trademark of Rohl, LLC
Safetymix® is a registered trademark of Symmons Industries, Inc.
Sapphire® is a registered trademark of Masco Canada Limited
Sears® is a registered trademark of Sears Brands, LLC
Sloan® is a registered trademark of Sloan Valve Company
Snug Plug® is a registered trademark of Lee Valley Tools Ltd.
Starburst® is a registered trademark of E.L. Mustee & Sons, Inc.
Sterling® is a registered trademark of KOHLER Co.
Symmons® is a registered trademark of Symmons Industries, Inc.
T&S Brass® is a registered trademark of T&S Brass and Bronze Works, Inc.
Teck® is a registered trademark of Masco Canada Limited
Tempo® is a registered trademark of Maax Bath Inc.
Temptrol® is a registered trademark of Symmons Industries, Inc.
Tingle King® is a registered trademark of Masco Canada Limited
Toto® is a registered trademark of TOTO Ltd.
Touch-Clean® is a registered trademark of Delta Faucet Compnay
Tuf-Teck® is a registered trademark of Delta Faucet Company
Uberhaus® is a registered trademark of RONA Inc.
Valley™ is a trademark of Valley Firebath Ltd.
Vanquish™ is a trademark of Mansfield Plumbing Products, LLC
Vas® is a registered trademark of Kohler Co.
Vienna® is a trademark of Holophane KOHLER Co.
Viking® is a registered trademark of Viking Range, LLC
Vinnata® is a registered trademark of Kohler Co.
Vortens® is a registered trademark of Sanitarios Lamosa, S.A. DE C.V.
Wallaceburg™ is a trademark of Waltec Inc.
Waltec® is a registered trademark of Masco Canada Limited
Water-Guard® is a trademark of Oasis Corporation
WellWorth® is a registered trademark of Kohler Co.
Westinghouse® is a registered trademark of Westinghouse Electric Corporation
Whirlpool® is a registered trademark of Whirlpool Properties, Inc.
Windsor® is a registered trademark of Spectrum Brands, Inc.
Zurn® is a registered trademark of Zurco, Inc.

**Master
Plumber**

masterplumber.ca

A MASCO COMPANY

MASCO CANADA LIMITED
350 SOUTH EDGEWARE RD.
ST. THOMAS, ON N5P 4L1
1.800.267.6040

