

LED Flush Mounts

ORTECH

Product Specification Sheet

MODEL 1300-10 | 1302-14 | 1303-16



HIGHLIGHTS

- LED Flush Mount with efficient heat dissipating aluminum pillars, cold rolled steel plate and rings
- Cover made of a high quality poly methyl metacrylate (PMMA) material
- High transmittance & UV protection for outdoor light up
- Ensures uniform lighting without black dots or shadow

SPECIFICATIONS

Model	1300-10	1302-14	1303-16
Wattage	16W	26W	32W
Voltage	120V AC		
Lumens	1300 lmn	2000 lmn	2400 lmn
Beam Angle	120°		
Lifetime	35000 hours		50000 hours
CRI	80		
Dimmable	Yes		
Rating	IC Rated / Indoor use / for Damp location		
Grade of Protection	IP 20		
Applications	Corridors / Lobbies / Kitchens / Balconies / Bathrooms / Bedrooms		
Colour Temp.	3000K (Warm White) / 5000K (Cool White)		
Operating Temp.	-20°C ~ +40°C		
Warranty	5 years		

Available in
following colours



Satin Nickel (SN)



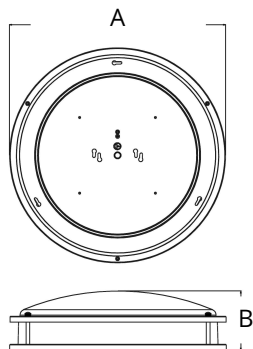
Chrome (CH)



Black (BK)

MODEL 1300-10 | 1302-14 | 1303-16

DIMENSIONS



Model	1300-10	1302-14	1303-16
A	Ø 10-1/4" (261mm)	Ø 14-1/4" (362mm)	Ø 16" (407mm)
B	3-9/16" (90mm)	4-1/16" (103mm)	4-5/16" (110mm)

EXPANSION FUNCTION

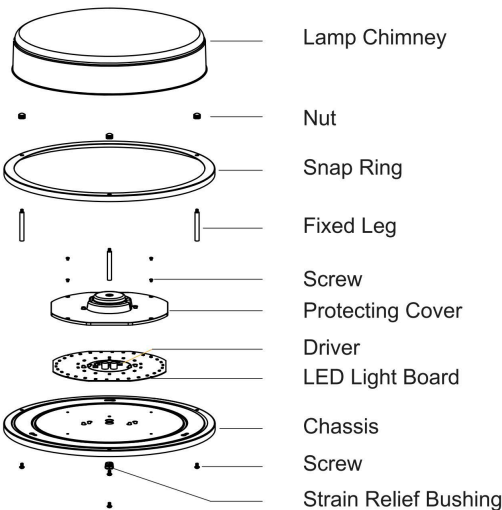
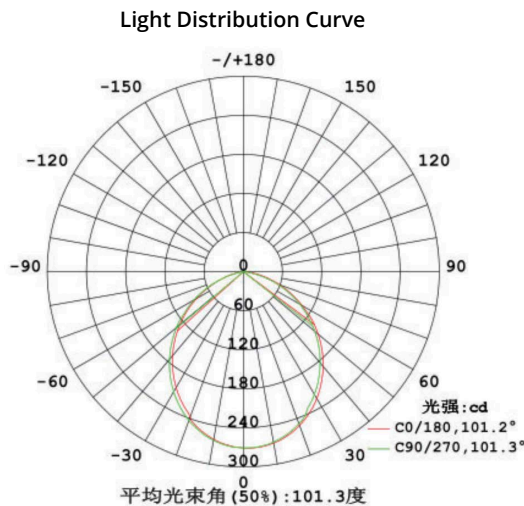
LEDLight Strip



- SMT (surface-mount) technology, which ensures accurate positions for LED on PCB (printed circuit board)
- Good quality LGP (light guided panel) and diffuser plate
- Stable design for the whole structure

(All of these contributes to uniform lighting, no black dots or shadow)

TESTING REPORT & EXPLOSIVE VIEW



ORTECH reserves the right to modify at any time, without notice, any or all of our product's features, designs, components and specifications to meet market changes.

Reference	QTY.	Remarks	Project:
			Location:
			Architect:
			Engineer:
			Contractor:
			Submitted by:
			Date: