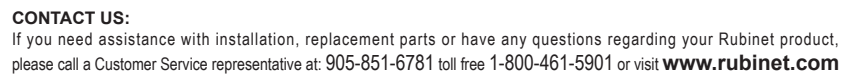


- Brass Construction
- 2 Way Diverter Valve
- Mixer control
- Factory preset at 38°C (100.4°F)
- Temperature range from 15°C (59°F) to 60°C (140°F)
- Safety stop with override function
- Flow Rate 6.0 gpm @ 50 psi



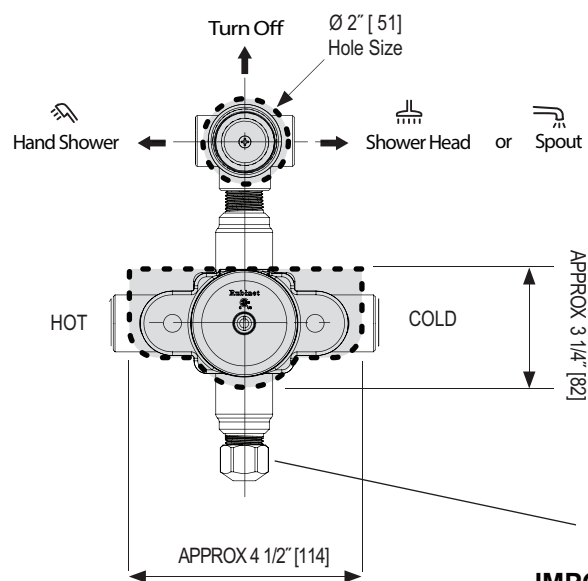
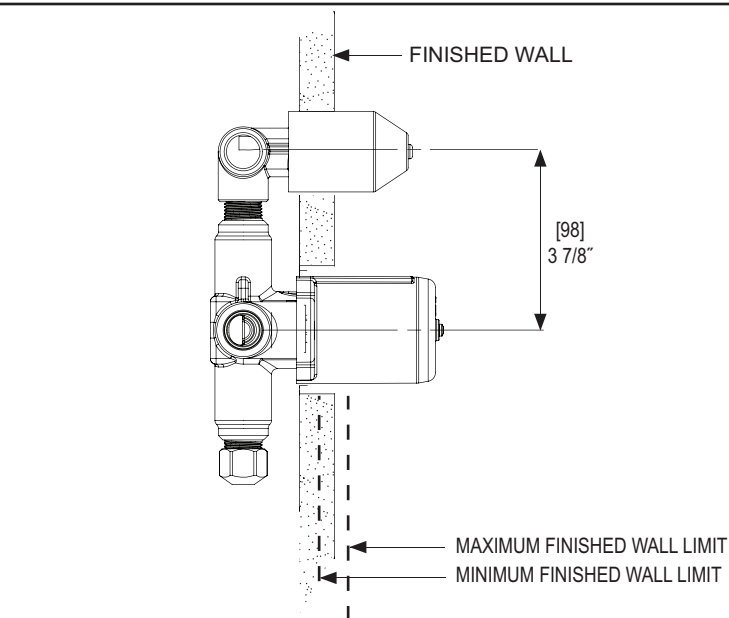
THE **Rubinet** FAUCET COMPANY

2QR100 / 2QR000

2QR000

REMOVAL OF FIXTURE:
Always turn the water supply off before removing the existing fixture or disassembling a valve. Open both fixture handles to relieve water pressure and to ensure that the water has been successfully turned off.

1

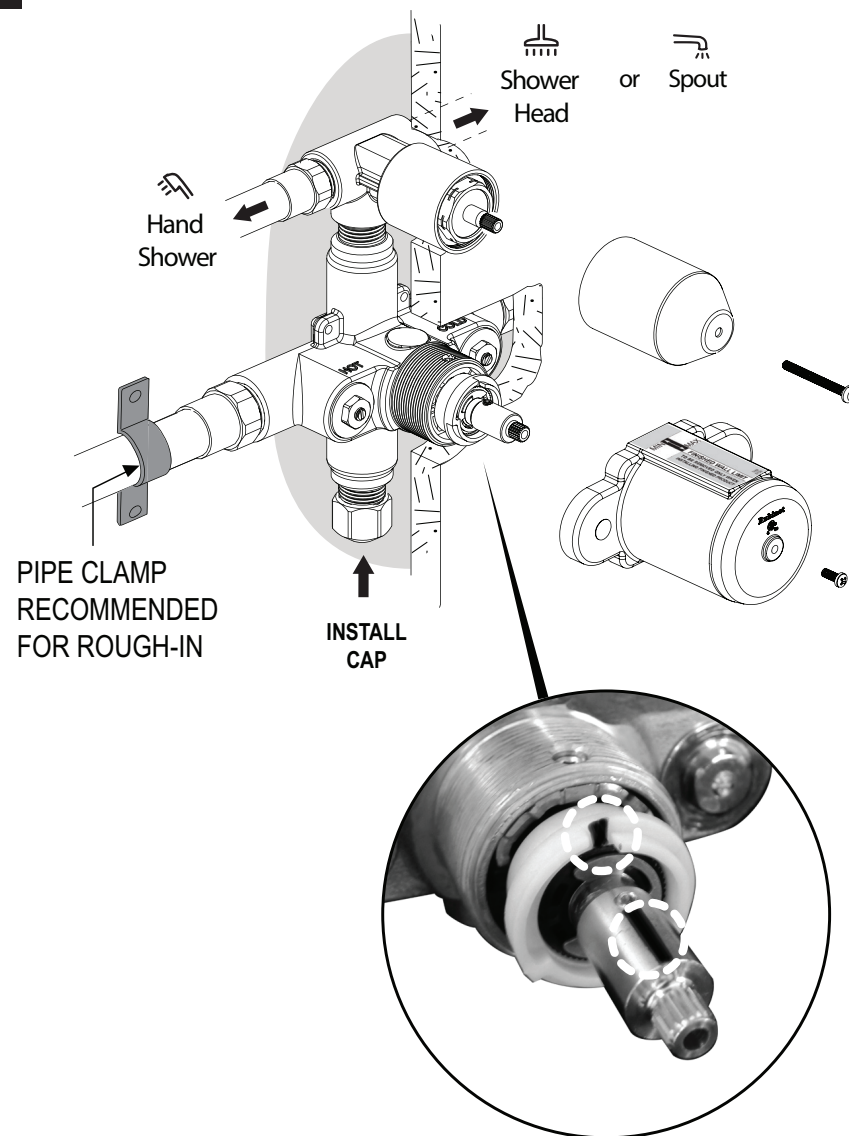


LEAVE OPENING FOR ACCESS TO STOPS
WHEN CUTTING THE WALL TILES

IMPORTANT:
MUST BE CAPPED
WITH CAP NUT
PROVIDED

* PROTECTIVE COVER **MUST NOT BE REMOVED** WHEN PLASTERING AND/OR TILING.

2



FACTORY CALIBRATED POSITION
(at 38°C / 100°F)
Red marks should be aligned
at 12 O'Clock position

* IF PEX PIPING IS TO BE USED, DO NOT USE PEX WITH A DIAMETER
OF LESS THAN 3/4" FOR MAXIMUM FLOW FROM THE VALVE.