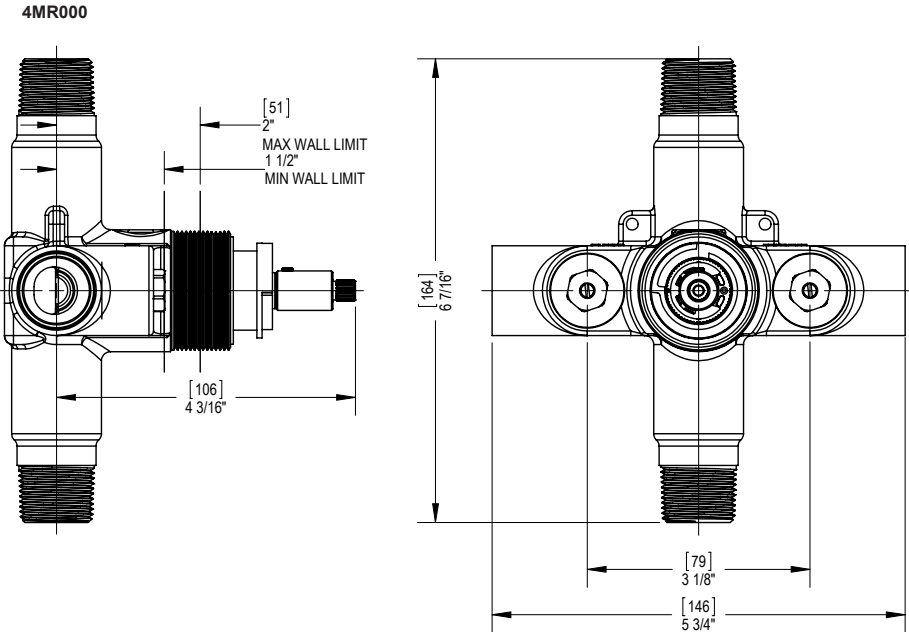
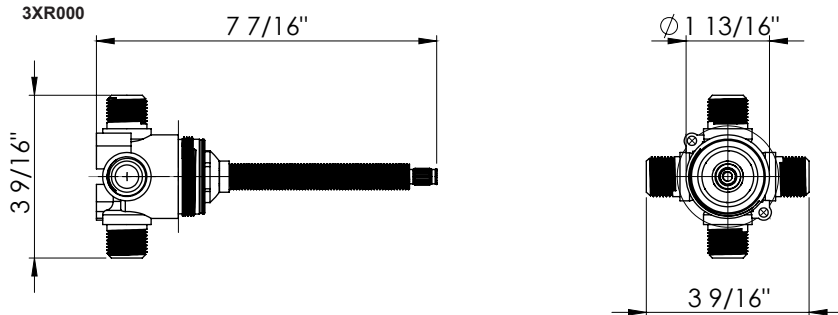


FEATURES: 4MR000 / 4MR100

- Brass construction
- Mixer control
- Factory preset at 38°C (100.4°F)
- Temperature range from 15°C (59°F) to 60°C (140°F)
- Safety stop with override function
- Flow Rate : 4MR000 (1/2") : 11.0 gpm @ 50 psi

FEATURES: 3XR000 / 3XR100

- Brass construction
- 4-Port 3 Way diverter valve
- Stop between functions


**CONTACT US:**

If you need assistance with installation, replacement parts or have any questions regarding your Rubinet product, please call a Customer Service representative at: 905-851-6781 toll free 1-800-461-5901 or visit www.rubinet.com

170704

THE **Rubinet** FAUCET COMPANY**ASSEMBLY INSTRUCTION****2QR003 / 2SR100**

**TEMPERATURE CONTROL VALVE WITH BUILT-IN STOPS
& THREE WAY DIVERTER WITH SHUT OFF ROUGH-IN**

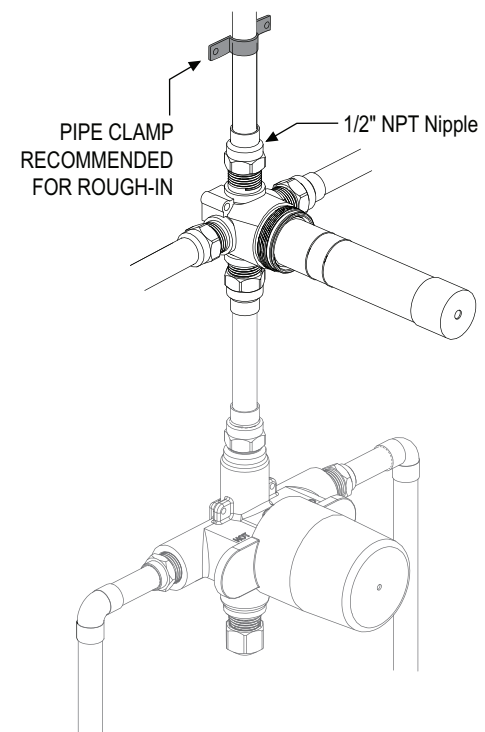
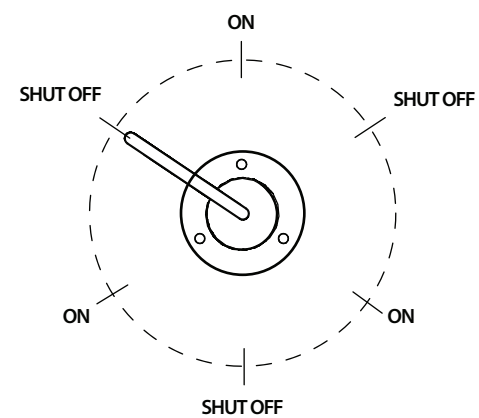
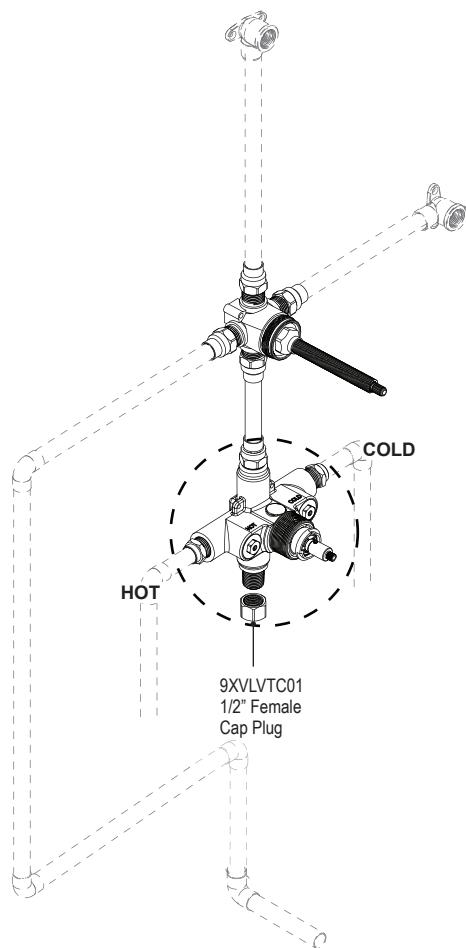


2QR003 (1/2")
2SR100 (1/2")

REMOVAL OF FIXTURE:

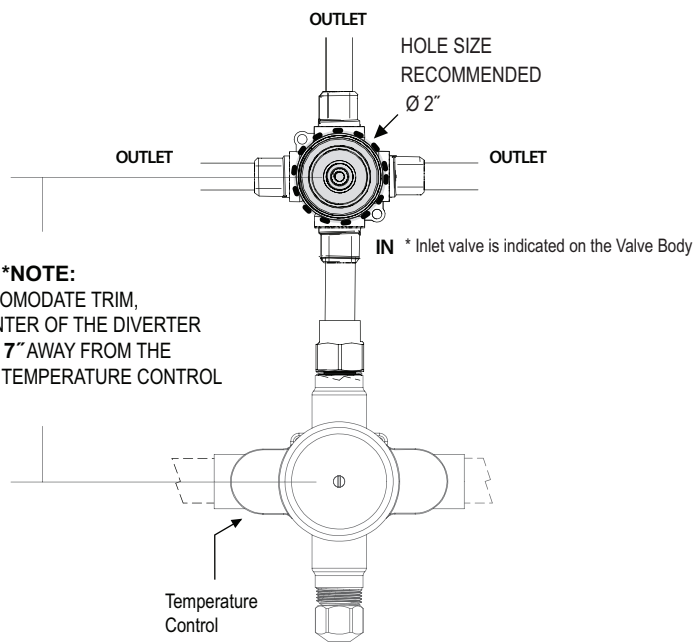
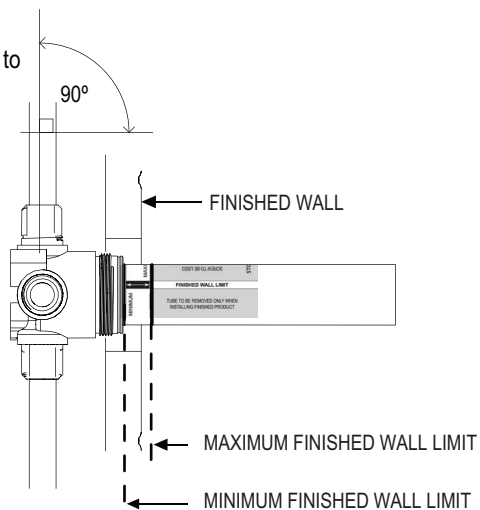
Always turn the water supply off before removing the existing fixture or disassembling a valve. Open all handles to relieve water pressure and to ensure that the water has been successfully turned off.

SUGGESTED INSTALLATION

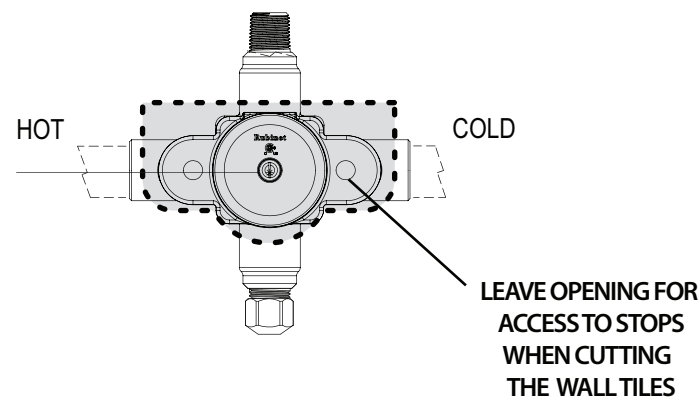
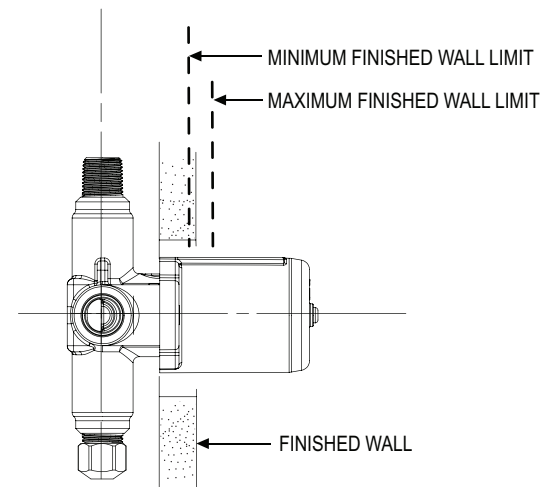


*** IF PEX PIPING IS TO BE USED, DO NOT USE PEX WITH A DIAMETER OF LESS THAN 3/4" FOR MAXIMUM FLOW FROM THE VALVE**

Rough-in must be positioned square to the wall for proper trim installation.

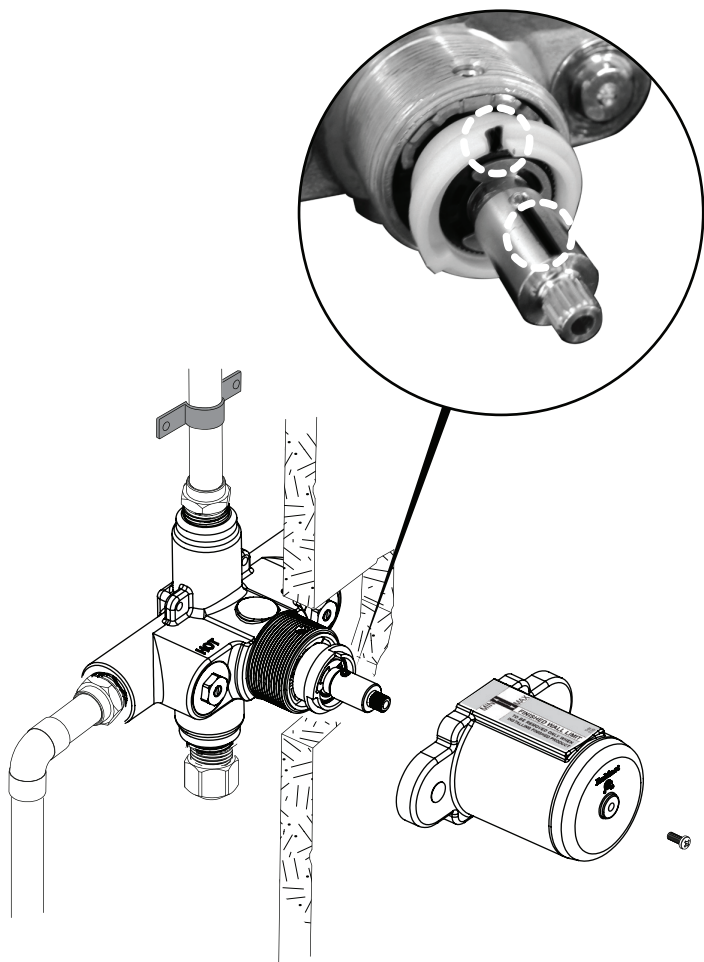


PROTECTIVE COVER **MUST NOT BE REMOVED** WHEN PLASTERING AND/OR TILING.



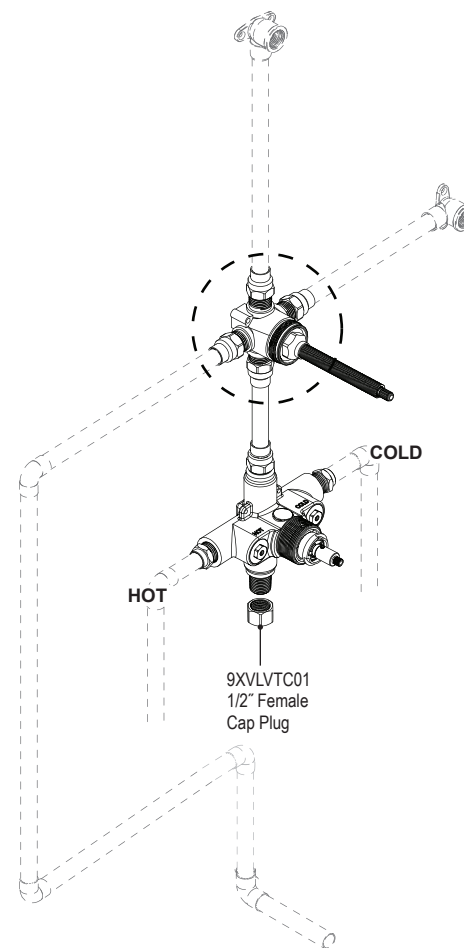
PROTECTIVE COVER **MUST NOT BE REMOVED** WHEN PLASTERING AND/OR TILING.

FACTORY CALIBRATED POSITION
(at 38°C / 100°F)
Red marks should be aligned
at 12 O'Clock position



*** IF PEX PIPING IS TO BE USED, DO NOT USE PEX WITH A DIAMETER OF LESS THAN 3/4" FOR MAXIMUM FLOW FROM THE VALVE**

SUGGESTED INSTALLATION



* 1/2" Copper Pipe / Pipe Fittings are not supplied with product.