



ULTRA-TEMP®

FUEL TYPE:

Gas

|

Oil

CANADA ONLY

TABLE OF CONTENTS

Technical Data Sheet 3

Chimney Lengths4-5

Elbows and Tees6-8

Supports9-11

Shields..... 12-13

Flashings..... 13-16

Round Tops..... 17

Miscellaneous Accessories 18-22

Fireplace Parts 23

Ultra-Temp Model UT

TECHNICAL DATA SHEET

CERTIFICATION & APPLICATIONS

ULTRA-TEMP is Safety Tested and Listed to applicable UL/ULC Standards. These include:

Canada: ULC S-604

Ultra-Temp Model UT is available in diameters from 4" to 14", is safety certified (Listed) in accordance with CAN/ULC-S604, the Standard for Factory-Built Type A Chimneys. As such, it is fully qualified for use with gas and oil fired equipment certified for use with such chimneys.

Ultra-Temp Model UT may also be used with specifically listed ULC-S610 factory-built fireplaces listed with Model UT. Check fireplace manufacturer's installation instructions for more information.

Canada: ULC/ORD-C959

Ultra-Temp Model UT 10" through 14" has been tested to and complies with ULC\ORD-C959, for 540°C and 760°C Industrial Chimneys.

Allowable Flue Gas Temperatures (all diameters) are:

Maximum Continuous:	1000°F / 540°C
Additional Tests:	1400°F / 760°C
	1700°F / 925°C

CLEARANCE TO COMBUSTIBLE MATERIALS

A 2" clearance to combustible materials must be maintained at all times, except in areas protected by factory supplied supports certified for reduced clearance.

CONSTRUCTION

	4"	5" to 8"	10" to 14"
Inner Liner (Flue):	Type 304 Stainless Steel 0.016" thickness	Type 304 Stainless Steel 0.015" thickness	Type 430 Stainless Steel 0.015" thickness
Outer Casing:	Type 304 Stainless Steel 0.016" thickness	Type 430 Stainless Steel 0.015" thickness	Type 430 Stainless Steel 0.015" thickness

Insulation: The 1" space between the inner/outer walls is Solid Packed with Mineral Wool Fibre insulation to provide superior insulating qualities, in a "slim-line" design. Solid Pack design performs favorably to Blanket type and Air-Cooled chimney designs.

SUPPORTS/FRAMING

All Selkirk Supports are designed to carry four times the combined weight of each system at maximum allowable height.

Notes: Locking Bands are supplied with each Insulated Length and Component, with the exception of the 4" diameter which is supplied with a securing screw.

Made in North America by Selkirk - the company that invented the Factory-Built Chimney.

Support and Framing Dimensions Table

Support*	Ceiling Support	Wall Support	Cath. Ceiling Support	Roof Support
	50'	38'	38'	50'
Diameter	Framing Dimensions			
4" Dia.	9" x 9"	10" x 10"	9" x 9"	10" x 10"
5" Dia.	11-3/8" x 11-3/8"	11-1/8" x 11-1/8"	11" x 11"	11" x 11"
6" Dia.	12-3/8" x 12-3/8"	12-1/8" x 12-1/8"	12" x 12"	12" x 12"
7" Dia.	13-3/8" x 13-3/8"	13-1/8" x 13-1/8"	N/A	13" x 13"
8" Dia.	14-3/8" x 14-3/8"	14-1/8" x 14-1/8"	N/A	14" x 14"
10" Dia.	16-1/4" x 16-1/4"	16-1/8" x 16-1/8"	N/A	16" x 16"
12" Dia.	18-1/4" x 18-1/4"	18-1/8" x 18-1/8"	N/A	18" x 18"
14" Dia.	20-1/4" x 20-1/4"	20-1/8" x 20-1/8"	N/A	20" x 20"

* 4" components support 50'

Note: Square opening dimensions apply only to a flat roof. Frame sloped roofs to maintain 2" clearance.

PREMIUM MATERIALS

Two alloys of high grade stainless steel provide a corrosion resistant, quality product

1" PREMIUM MINERAL WOOL
"SOLID PACK" INSULATION
Outperforms blanket, triple wall
or air insulated designs



TWIST-LOCK COUPLER
For quick, easy connection

LOCKING BAND*
Included with each
Length for maximum
security

***NOTE:** 4" diameter slightly different - no locking band required. See installation instructions for more details.

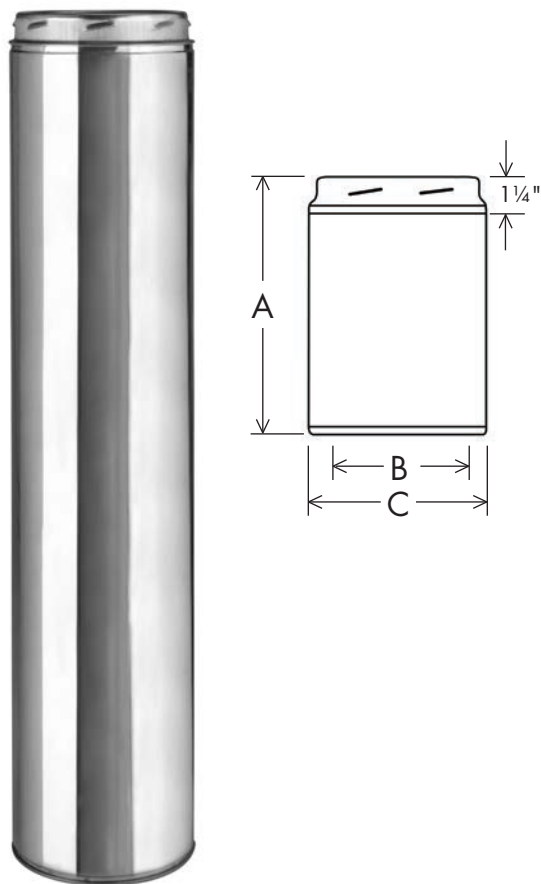


The Best Warranty in the Industry

ULTRA-TEMP Chimney features an advanced engineering design and premium quality material which allow us to offer a Lifetime Warranty on all component parts. See written warranty for details.

Chimney Lengths

INSULATED LENGTHS



- Available in lengths of 6", 12", 18", 24", 36" and 48".
- Available in diameters of 4", 5", 6", 7", 8", 10", 12" and 14".
- All insulated lengths are packaged with a Locking Band, except for 4"-supplied with securing screw.

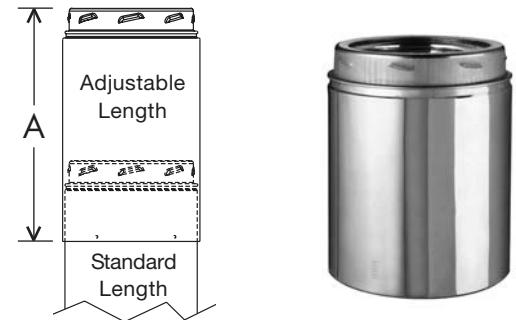
Size	A	B	C	Product Code	Part No.	Pack
6"	48"	6"	8"	206048U	6UT-48	1
7"	48"	7"	9"	207048U	7UT-48	1
8"	48"	8"	10"	208048U	8UT-48	1
4"	36"	4"	6"	204036U	N/A	4
5"	36"	5"	7"	205036U	5UT-36	1
6"	36"	6"	8"	206036U	6UT-36	1
7"	36"	7"	9"	207036U	7UT-36	1
8"	36"	8"	10"	208036U	8UT-36	1
10"	36"	10"	12"	210036U	10UT-36	1
12"	36"	12"	14"	212036U	12U-36	1
14"	36"	14"	16"	214036U	14U-36	1
4"	24"	4"	6"	204024U	N/A	4
5"	24"	5"	7"	205024U	5UT-24	1
6"	24"	6"	8"	206024U	6UT-24	1
7"	24"	7"	9"	207024U	7UT-24	1
8"	24"	8"	10"	208024U	8UT-24	1
10"	24"	10"	12"	210024U	10UT-24	1
12"	24"	12"	14"	212024U	12U-24	1
14"	24"	14"	16"	214024U	14U-24	1
4"	18"	4"	6"	204018U	N/A	4
5"	18"	5"	7"	205018U	5UT-18	1
6"	18"	6"	8"	206018U	6UT-18	1
7"	18"	7"	9"	207018U	7UT-18	1
8"	18"	8"	10"	208018U	8UT-18	1
10"	18"	10"	12"	210018U	10UT-18	1
12"	18"	12"	14"	212018U	12U-18	1
14"	18"	14"	16"	214018U	14U-18	1
4"	12"	4"	6"	204012U	N/A	4
5"	12"	5"	7"	205012U	5UT-12	1
6"	12"	6"	8"	206012U	6UT-12	1
7"	12"	7"	9"	207012U	7UT-12	1
8"	12"	8"	10"	208012U	8UT-12	1
10"	12"	10"	12"	210012U	10UT-12	1
12"	12"	12"	14"	212012U	12U-12	1
14"	12"	14"	16"	214012U	14U-12	1
4"	6"	4"	6"	204006U	N/A	4
5"	6"	5"	7"	205006U	5UT-6	1
6"	6"	6"	8"	206006U	6UT-6	2
7"	6"	7"	9"	207006U	7UT-6	2
8"	6"	8"	10"	208006U	8UT-6	2
10"	6"	10"	12"	210006U	10UT-6	1
12"	6"	12"	14"	212006U	12U-6	1
14"	6"	14"	16"	214006U	14U-6	1

Chimney Lengths *continued*

- Overall length of 12".
- Adjustable from 2" to 9-1/2".
- Used in offset applications.
- Supplied with Locking Band.

Size	A	Product Code	Part No.	Pack
5"	12"	205011U	5UT-11AJ	1
6"	12"	206011U	6UT-11AJ	1
7"	12"	207011U	7UT-11AJ	1
8"	12"	208011U	8UT-11AJ	1

ADJUSTABLE LENGTHS

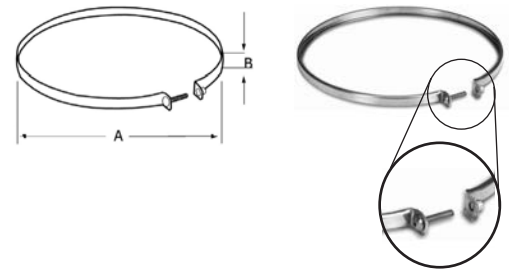


NOTE: Adjustable Lengths must be installed above a fixed length - they cannot be installed immediately above a support, tee or elbow.

- Versatile, simple device for increasing stability of a chimney.
- Inward flanges around the band fit into grooves at chimney length joints.
- Reinforces joints of chimney and prevents accidental uncoupling.
- Locking Band is included with all insulated lengths, tees and elbow kits.
- Made of stainless steel.

Size	A	B	Product Code	Part No.	Pack
5"	7"	7/16"	205450	5T-LB	4
6"	8"	7/16"	206450	6T-LB	4
7"	9"	7/16"	207450	7T-LB	4
8"	10"	7/16"	208450	8T-LB	4
10"	12"	7/16"	210450	10S-LB	4
12"	14"	7/16"	212450	12S-LB	4
14"	16"	7/16"	214450	14S-LB	4

LOCKING BANDS



Elbows and Tees

INSULATED TEE AND PLUG

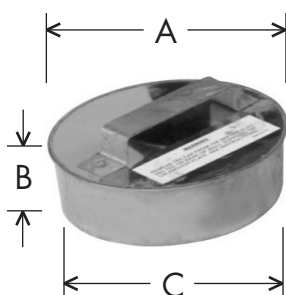


Note: 4" Insulated Tee not exactly as shown

- Allows the horizontal connection of the chimney to the appliance.
- Can be used on the interior or exterior of the building, in combination with a Wall Support Assembly.
- The Tee Cap provided allows access for inspection and cleaning.
- Includes Locking Band.

Size	A	B	C	Product Code	Part No.	Pack
4"	5"	5"	10"	204100	N/A	2
5"	6-1/4"	6-1/4"	12-1/2"	205100	5T-IT	1
6"	6-3/8"	6-3/8"	12-3/4"	206100	6T-IT	1
7"	6-7/8"	6-7/8"	13-3/4"	207100	7T-IT	1
8"	7-3/8"	7-3/8"	14-3/4"	208100	8T-IT	1
10"	8-3/8"	8-3/8"	16-3/4"	210100	10S-IT	1
12"	9-3/8"	9-3/8"	18-3/4"	212100	12S-IT	1
14"	10-3/8"	10-3/8"	20-3/4"	214100	14S-IT	1

INSULATED TEE PLUG



- Removable to provide easy access for chimney maintenance and inspection.
- Insulated to help maintain flue gas temperature.

Size	A	B	C	Product Code	Part No.	Pack
5"	5-3/8"	2"	4-15/16"	205102	5T-IP	1
6"	6-3/8"	2"	5-15/16"	206102	6T-IP	1
7"	7-3/8"	2"	6-15/16"	207102	7T-IP	1
8"	8-3/8"	2"	7-15/16"	208102	8T-IP	1
10"	10-3/8"	2"	9-15/16"	210102	10S-IP	1
12"	12-3/8"	2"	11-15/16"	212102	12S-IP	1
14"	14-3/8"	2"	13-15/16"	214102	14S-IP	1

ELBOW KITS



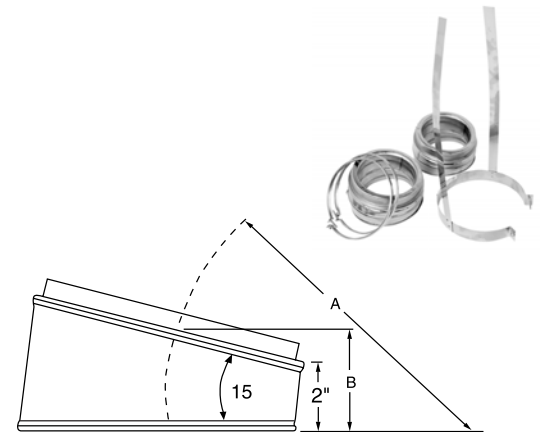
- **Kits Include:** 2 Elbows, 2 Locking Bands and Interior Resupport in one box.
- **REQUIRED:** Locking bands (two packaged with each elbow kit) allow 360 degree rotation and lock the components together at the exact offset required. Elbows can be used on the same two-inch air space clearance as chimney sections.
- The first vertical length of chimney above an offset should be resupported, using an Interior Resupport Assembly securely clamped to the pipe just below a Locking Band, with its straps nailed to a nearby structure.

Note: For additional information visit www.selkirkcorp.ca

Elbows and Tees continued

Size	A	B	Product Code	Part No.	Pack
4"	N/A	N/A	204206	N/A	2
5"	11-5/8"	3-1/16"	205206	5T-EL15 KIT	1
6"	11-5/8"	3-1/16"	206206	6T-EL15 KIT	1
7"	12-1/2"	3-3/16"	207206	7T-EL15 KIT	1
8"	12-5/8"	3-5/16"	208206	8T-EL15 KIT	1
10"	13-5/8"	3-9/16"	210206	10S-EL 15 KIT	1
12"	14-5/8"	3-13/16"	212206	12S-EL 15 KIT	1
14"	15-5/8"	4-1/8"	214206	14S-EL 15 KIT	1

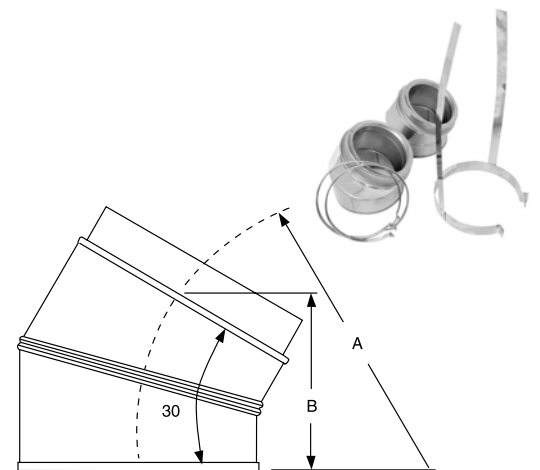
15° INSULATED ELBOW KIT



NOTE: 4" Elbows not sold in kits - offset support required

Size	A	B	Product Code	Part No.	Pack
4"	N/A	N/A	204211	N/A	2
5"	12-1/2"	6-1/4"	205211	5T-EL30 KIT	1
6"	12-1/2"	6-1/4"	206211	6T-EL30 KIT	1
7"	13-3/4"	7"	207211	7T-EL30 KIT	1
8"	14-3/4"	7-3/8"	208211	8T-EL30 KIT	1
10"	13-5/8"	7"	210211	10S-EL30KIT	1
12"	14-5/8"	7-1/2"	212211	12S-EL30KIT	1
14"	15-5/8"	8"	214211	14S-EL30KIT	1

30° INSULATED ELBOW KIT



NOTE: 4" Elbows not sold in kits - offset support required

Size	Product Code	Part No.	Pack
4"	204216	N/A	2
6"	0604506	6T-EL45 KIT	1
7"	0604507	7T-EL45 KIT	1
8"	0604508	8T-EL45 KIT	1

45° INSULATED ELBOW KIT



NOTE: 4" Elbows not sold in kits - offset support required

Elbows and Tees continued

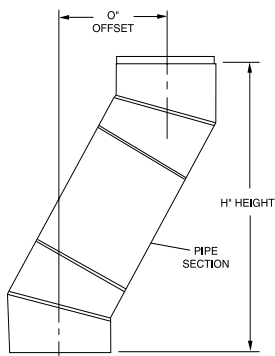
INTERIOR RESUPPORT (OFFSET SUPPORT)



- Required to support offset at the immediate section of chimney above the upper elbow of an offset.
- Will support 25' of 4" diameter chimney.
- For diameters from 5" to 14", it will support 18'.
- Straps are 17.5" in length.

Size	Product Code	Part No.	Pack
4"	HT4IOS	N/A	1
5"	205435	5T-IR	1
6"	206435	6T-IR	1
7"	207435	7T-IR	1
8"	208435	8T-IR	1
10"	210435	10S-IR	1
12"	212435	12S-IR	1
14"	214435	14S-IR	1

Chimney Offset Table



O = Offset; H = Height

Part No.	2 Elbows w/o Pipe		2 Elbows + 6" Section		2 Elbows + 9" Section		2 Elbows + 12" Section		2 Elbows + 18" Section		2 Elbows + 24" Section		2 Elbows + 36" Section		2 Elbows + 48" Section	
	O	H	O	H	O	H	O	H	O	H	O	H	O	H	O	H
5GT/UT - 15°	1.00"	8.75"	2.23"	13.34"	3.01"	16.24"	3.78"	19.13"	5.34"	24.93"	6.89"	30.72"	9.99"	42.32"	13.10"	53.91"
6GT/UT - 15°	0.88"	7.63"	2.10"	12.21"	2.88"	15.11"	3.66"	18.01"	5.21"	23.80"	6.76"	29.60"	9.87"	41.19"	12.97"	52.78"
7GT/UT - 15°	0.88"	8.75"	2.10"	13.34"	2.88"	16.24"	3.66"	19.13"	5.21"	24.93"	6.76"	30.72"	9.87"	42.32"	12.97"	53.91"
8GT/UT - 15°	1.00"	8.25"	2.23"	12.84"	3.01"	15.74"	3.78"	18.63"	5.34"	24.43"	6.89"	30.22"	9.99"	41.82"	13.10"	53.41"
5GT/UT - 30°	3.13"	13.38"	5.50"	17.49"	7.00"	20.09"	8.50"	22.68"	11.50"	27.88"	14.5"	33.08"	20.50"	43.47"	26.50"	53.86"
6GT/UT - 30°	3.00"	12.50"	5.38"	16.61"	6.88"	19.21"	8.38"	21.81"	11.38"	27.01"	14.38"	32.20"	20.38"	42.59"	26.38"	52.99"
7GT/UT - 30°	3.75"	14.50"	6.13"	18.61"	7.63"	21.21"	9.13"	23.81"	12.13"	29.01"	15.13"	34.20"	21.13"	44.59"	27.13"	54.99"
8GT/UT - 30°	3.63"	14.50"	6.00"	18.61"	7.50"	21.21"	9.00"	23.81"	12.00"	29.01"	15.00"	34.20"	21.00"	44.59"	27.00"	54.99"
10GT/UT - 15°	1.25"	9.50"	2.75"	14.00"	3.25"	16.92"	4.00"	19.75"	5.50"	25.63"	7.13"	31.38"	10.25"	43.00"	N/A	N/A
12GT/UT - 15°	1.00"	7.72"	2.23"	12.31"	3.01"	15.21"	3.78"	18.10"	5.33"	23.90"	6.88"	29.69"	9.99"	41.28"	N/A	N/A
14GT/UT - 15°	1.06"	8.25"	2.29"	12.84"	3.07"	15.74"	3.84"	18.63"	5.39"	24.43"	6.95"	30.22"	10.05"	41.82"	N/A	N/A

45° OFFSET CHART

Chimney Lengths	6" DIA		7" DIA		8" DIA	
	A	B	A	B	A	B
None	4-3/8"	12"	5-1/2"	14"	5-3/4"	15-1/8"
6"	7-3/4"	15-5/8"	9-3/4"	18"	9-1/2"	19-1/4"
12"	11-7/8"	19-3/4"	13"	21-3/4"	13"	22-1/2"
18"	16"	23-7/8"	17-1/4"	25-3/8"	17"	27"
24"	20-1/2"	27-3/4"	21-3/4"	29-7/8"	21-5/8"	31"
36"	28-1/2"	36-7/8"	30-5/8"	38-1/8"	29-5/8"	39-7/8"
48"	41-1/2"	45-5/8"	38-1/4"	46-1/2"	38-1/2"	48-7/8"

Supports

- For ceiling joist-supported chimney systems.
- Consists of Support/Trim Plate Assembly and Bucket Section.
- Maximum height per support is 50 feet.

Size	A	Product Code	Part No.	Pack
4"	10"	HT4SB	N/A	1
5"	7-1/4"	0702705	5T-CSG	1
6"	8-1/4"	0702706	6T-CSG	1
7"	9-1/4"	0702707	7T-CSG	1
8"	10-1/4"	0702708	8T-CSG	1
10"	12-1/4"	210415	10S-CSP	1

- For ceiling joist-supported chimney systems.
- Consists of Support/Trim Plate Assembly and Bucket Section.
- Maximum height per support is 50 feet.

Size	A	Product Code	Part No.	Pack
5"	7-1/4"	0712705	5T-CSB	1
6"	8-1/4"	0712706	6T-CSB	1


- Used to support chimney from a flat ceiling joist (BCS) or in a cathedral ceiling (LCS) installation.
- Supports up to 50' of chimney.
- Round design with decorative black hi-temp paint finish.

Size	A	B	C	Product Code	Pack
4"	4"	9"	12"	HT4BCS	1
4"	4"	9"	36"	HT4LCS	1

- Allows for an adjustment of 2" to 6" from a vertical wall.
- For outside chimney installations for use with an insulated tee.
- Consists of two wall brackets, support plate and hardware.
- Supports up to 60'.

Size	A	B	C	Product Code	Part No.	Pack
5"	9-1/4"	10-5/8"	18-7/8"	205430	5T-AWS	1
6"	9-1/4"	10-5/8"	18-7/8"	206430	6T-AWS	1
7"	10-1/4"	11-5/8"	20-1/2"	207430	7T-AWS	1
8"	11-1/4"	12-5/8"	21-7/8"	208430	8T-AWS	1
10"	16"	14-5/8"	25-1/4"	210430	10S-AWS	1
12"	19"	16-1/2"	22"	212430	12S-AWS	1
14"	21"	18-1/2"	27"	214430	14S-AWS	1

CEILING SUPPORT (GALVANIZED)

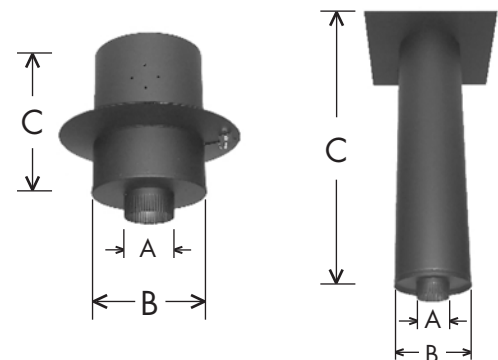


NOTE: The square 4" Starter Box is utilized in commercial application and used in place of a Black Ceiling Support. Galvanized construction. Includes finishing trim and is 12" in height.

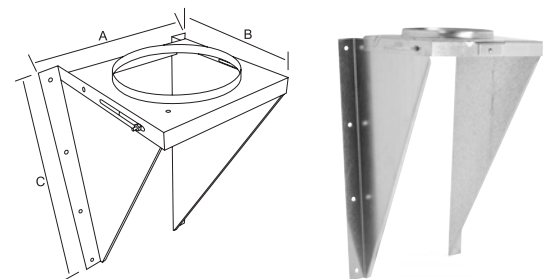
CEILING SUPPORT (BLACK)



CEILING SUPPORT FOR 4" UT



ADJUSTABLE WALL SUPPORT



NOTE: 12" and 14" Design not as illustrated and are non-adjustable.

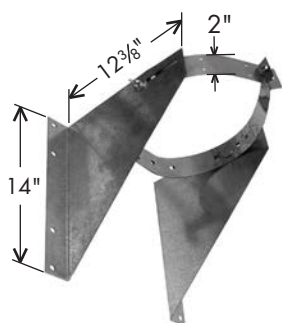
4" WALL SUPPORT



- Used to stabilize the chimney against an outside wall.
- Supports up to 50' of chimney.

Size	Product Code	Pack
4"	HT4WS	1

UNIVERSAL WALL SUPPORT / RESUPPORT ASSEMBLY



- Designed to support up to 29' of ULTRA-TEMP Chimney in a wall installation above the tee or above an offset. It can also serve as an intermediate support.
- This universal design will work on 5", 6", 7" and 8" diameters.

Size	Product Code	Part No.	Pack
5", 6", 7", 8"	200260	UWRSA	1

VERTICAL SUPPORT CHART

Diameter	Height of Support
5"	29'
6"	28'
7"	25'
8"	20'

ROOF SUPPORT PACKAGE



- An ideal support for open cathedral ceiling installations. It adapts to all roof pitches and requires only simple framing.
- Package Includes: 2 Chimney Plates, 2 Roof Brackets and hardware.
- Maximum length of chimney which can be suspended below the roof support is twenty (20) feet. Maximum total length (both above and below) is thirty (30) feet.
- Chimney length is not supplied with 4" - 8".

Size	Product Code	Part No.	Pack
4"	HT4RS	N/A	1
5"	0522907*	URSP	1
6"	0522907*	URSP	1
7"	0522907*	URSP	1
8"	0522907*	URSP	1
10"	210420	10S-RSP	1
12"	212420	12S-RSP	1
14"	214420	14S-RSP	1

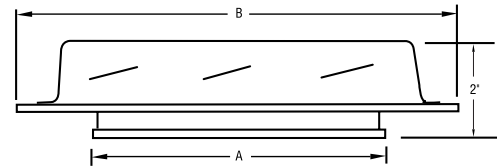
Note: * Chimney Length not included with 4" - 8".
 * An 18" Chimney Length included with 10", 12" and 14".
 * 4" RS supports up to 50' of Chimney.

Supports continued

- The Anchor Plate can be used for adapting the UT Chimney to a "Listed" Factory-Built fireplace certified for use with model UT. Follow the installation instructions accompanying the fireplace.
- Stainless steel and heavy gauge steel construction for long life.
- Retains chimney with a twist-lock connection.
- Supports up to 85' (4" supports up to 50').

Size	A	B	Product Code	Part No.	Pack
4"	4"	7-1/4"	HT4AP	N/A	1
6"	6"	9-1/4"	206400	6T-AP	1
7"	7"	10-1/4"	207400	7T-AP	1
8"	8"	11-1/4"	208400	8T-AP	1
10"	10"	13-1/4"	210400	10S-AP	1
12"	12"	15-1/4"	212400	12S-AP	1
14"	14"	17-1/4"	214400	14S-AP	1

ANCHOR PLATE



- This Ultra-Temp Kit was designed to satisfy "through-the-roof" installations, where the ceiling is at an elevated pitch.
- The box is 12" x 12" and supports up to 30' of chimney of which 15' can be suspended below the box.

This Kit Includes:

- Black Cathedral Ceiling Support Box.
- Support Band.
- 4 painted Ceiling Trim Angles.
- Decorative Adaptor.
- Round Top.

Size	Framing Dimensions	Product Code	Part No.	Pack
5"	12-1/4" x 12-1/4"	0745105	5T-CCSK	1
6"	12-1/4" x 12-1/4"	0745106	6T-CCSK	1

CATHEDRAL CEILING SUPPORT KIT



- The Wall Support Kit contains all the main accessory components used in Ultra-Temp Thru-the-Wall installations conveniently packaged in a single box.

This Kit Includes:

- Round Top.
- Wall Band.
- Wall Support, Insulated Tee and Insulated Tee Plug.
- Insulated Wall Thimble.
- Decorative Adaptor.

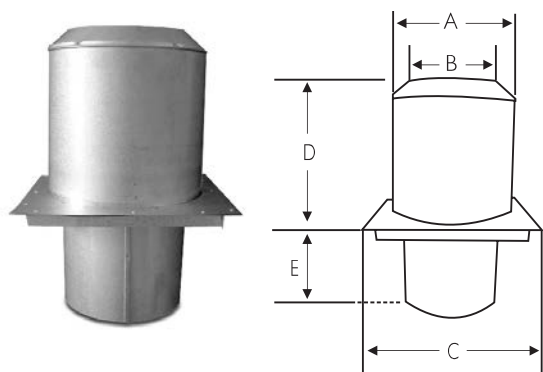
Size	Framing Dimensions	Product Code	Part No.	Pack
5"	11-1/8" x 11-1/8"	0703205	5T-WSK	1
6"	12-1/8" x 12-1/8"	0703206	6T-WSK	1

WALL SUPPORT KIT



Shields

ATTIC INSULATION SHIELD

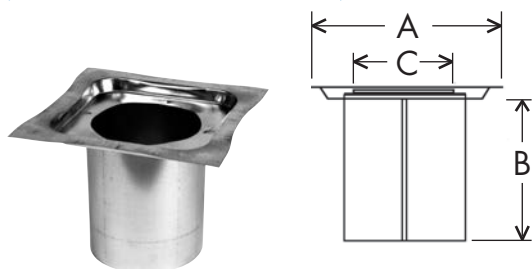


Note: 4" Attic Insulation Shield (not exactly as shown) is used together with the Firestop Joist Shield or Ceiling Support.

The Attic Insulation Shield is used wherever the chimney enters an open attic. A drop-down Joist Shield is included for use when the chimney is enclosed below the ceiling. Refer to instructions for full details. The Attic Insulation Shield acts as an insulation shield to keep blown in or blanket insulation from filling in any framed opening or contacting the chimney.

Size	A	B	C	D	E	Product Code	Part No.	Pack
4"	10"	6"	N/A	12"	N/A	HT4AIS	N/A	1
5"	11"	7"	13"	11-13/16"	8-1/2"	205490	5T-AIS	1
6"	12"	8"	14"	11-13/16"	8-1/2"	206490	6T-AIS	1
7"	13"	9"	15"	11-13/16"	8-1/2"	207490	7T-AIS	1
8"	14"	10"	16"	11-13/16"	8-1/2"	208490	8T-AIS	1
10"	16"	12"	18"	14"	8-1/2"	210490	10S-AIS	1
12"	18"	14"	20"	14"	8-1/2"	212490	12S-AIS	1
14"	20"	16"	22"	14"	8-1/2"	214490	14S-AIS	1

FIRESTOP JOIST SHIELD (RADIATION DUST SHIELD)




Note: 4" Firestop Radiation Shield (not exactly as shown)

Must be installed where the chimney passes from one living space to another living space.

Size	A	B	C	Product Code	Part No.	Pack
4"	10"	12"	6-1/8"	HT4FRS	N/A	1
5"	13"	12"	7-1/8"	205465	5T-JS	1
6"	14"	12"	8-1/8"	206465	6T-JS	1
7"	15"	12"	9-1/8"	207465	7T-JS	1
8"	16"	12"	10-1/8"	208465	8T-JS	1
10"	18"	12"	12-1/8"	210465	10S-JS	1
12"	20"	12"	14-1/8"	212465	12S-JS	1
14"	22"	12"	16-1/8"	214465	14S-JS	1

INSULATED WALL THIMBLE



- The Insulated Wall Thimble installs quickly and eliminates the need for using individual firestops. The round shielding acts as a radiation shield and provides the required 2" (air space) clearance to combustibles.
- The two sections telescope to accommodate 6" to 11" wall thickness.
- Interior wall plate painted black.

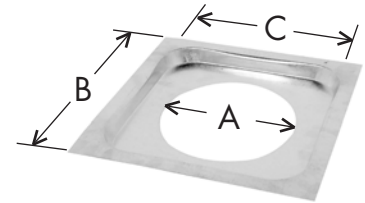
Size	Opening Required	Product Code	Part No.	Pack
4"	10-1/8" x 10-1/8"	HT4WRS	N/A	1
5"	11-1/8" x 11-1/8"	205463	5T-IWT	1
6"	12-1/8" x 12-1/8"	206463	6T-IWT	1
7"	13-1/8" x 13-1/8"	207463	7T-IWT	1
8"	14-1/8" x 14-1/8"	208463	8T-IWT	1
10"	16-1/8" x 16-1/8"	210463	10S-IWT	1
12"	18-1/8" x 18-1/8"	212463	12S-IWT	1
14"	20-1/8" x 20-1/8"	214463	14S-IWT	1

Shields continued

- The Firestop Spacer provides additional protection when the chimney passes through combustible materials.
- It can also be used to finish areas where the chimney passes through non-combustible materials.

Size	A	B	C	Product Code	Part No.	Pack
4"	6-1/8"	12"	N/A	HT4FS	N/A	1
5"	7-1/2"	13-1/2"	11"	708705	5T-FS	4
6"	8-1/8"	14"	12"	708706	6T-FS	12
7"	9-1/8"	15"	13"	708707	7T-FS	12
8"	10-1/8"	16"	14"	708708	8T-FS	12

FIRESTOP SPACER



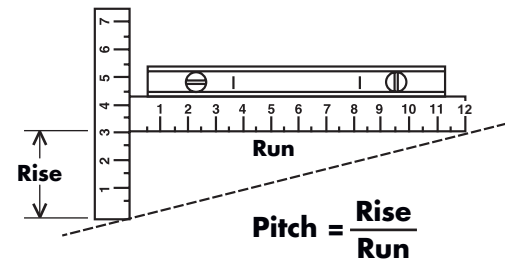
Note: 4" not exactly as shown.

Flashings

Flashings are used to seal the opening where the chimney penetrates the roof to divert rain and snow down from the roof and away from the chimney system.

A series of adjustable flashings are available depending on your roof pitch. To determine your roof pitch, measure the number of inches from the end of a level ruler down to the roof. This is the rise for 12 inches of run. A rise of 5 inches is a 5/12 pitch...4 inches, a 4/12 pitch, etc.

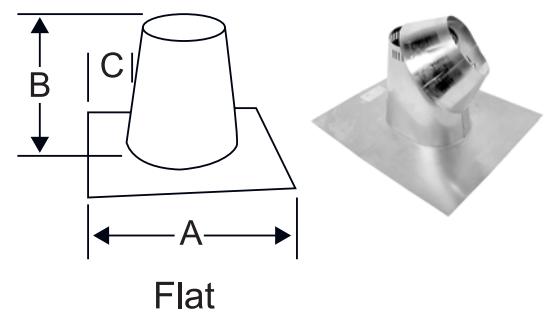
ROOF FLASHING SELECTION CHART



- Flashings are used to seal the opening where the chimney penetrates the roof and to divert rain and snow down from the roof and away from the chimney system.
- A flat and low pitch flashing is used to seal flat and low pitch roof (up to 2/12 pitch) openings.
- Storm Collar included with 5" - 8" diameters.


Size	A	B	C	Product Code	Part No.	Pack
4"	18"	10-1/2"	N/A	HT4TCF	N/A	1
5"	24"	12"	5-1/2"	0703805	5T-FF	1
6"	20"	12"	4"	0703806	6T-FF	1
7"	20"	12"	4"	0703807	7T-FF	1
8"	22"	12"	4"	0703808	8T-FF	1
10"	29-3/4"	12"	6"	210815	10S-TF	1
12"	32"	12"	6"	212815	12S-TF	1
14"	34-1/4"	12"	6"	214815	14S-TF	1

FLASHING (FLAT ROOF)



Note: Storm Collars sold separately for 4", 10", 12" and 14"

ADJUSTABLE FLASHING 1/12 TO 7/12

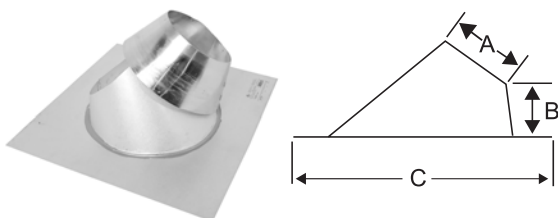


Note: Storm Collars sold separately for 4", 10", 12" and 14".

- Flashings are used to seal the opening where the chimney penetrates the roof and to divert rain and snow down from the roof and away from the chimney system.
- To determine your roof pitch, measure the number of inches from the end of a 12" level ruler down to the roof. This is the rise for 12" of run. A rise of 5" is a 5/12 pitch.
- Storm Collar included with 5" - 8" diameters.

Size	A	B	C	Product Code	Part No.	Pack
4"	6-1/4"	4"	20"	HT4ARF	N/A	1
5"	7-1/4"	4"	21"	0703505	5T-FA	1
6"	8-1/4"	4"	20"	0703506	6T-FA	1
7"	9-1/4"	4-3/4"	22"	0703507	7T-FA	1
8"	10-1/4"	4-3/4"	22"	0703508	8T-FA	1
10"	12-1/8"	5"	31-7/8"	210825	10S-AF6	1
12"	14-1/8"	7"	36-3/8"	212825	12S-AF6	1
14"	16-1/8"	9"	36-3/8"	214825	14S-AF6	1

ADJUSTABLE FLASHING 6/12 TO 12/12



Note: Storm Collars sold separately for 4", 10", 12" and 14".

- Flashings are used to seal the opening where the chimney penetrates the roof and to divert rain and snow down from the roof and away from the chimney system.
- To determine your roof pitch, measure the number of inches from the end of a 12" level ruler down to the roof. This is the rise for 12" of run. A rise of 5" is a 5/12 pitch; 4" a 4/12 pitch etc.
- Storm Collar included with 5" - 8" diameters.

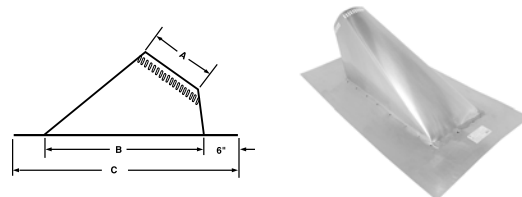
Size	A	B	C	Product Code	Part No.	Pack
4"	6-1/4"	4-3/4"	22"	HT4SRF	N/A	1
5"	7-1/4"	4-3/4"	24-1/2"	0703505	5T-FAA	1
6"	8-1/4"	4-1/2"	22"	0703506	6T-FAA	1
7"	9-1/4"	4-1/2"	26"	0703507	7T-FAA	1
8"	10-1/4"	4-1/2"	26"	0703508	8T-FAA	1
10"	12-1/8"	8"	37-1/2"	210830	10S-AF12	1
12"	14-1/8"	9"	40-1/2"	212830	12S-AF12	1
14"	16-1/8"	10"	43-1/2"	214830	14S-AF12	1

Flashings continued

- Flashings are used to seal the opening where the chimney penetrates the roof and to divert rain and snow down from the roof and away from the chimney system.
- To determine your roof pitch, measure the number of inches from the end of a 12" level ruler down to the roof. This is the rise for 12" of run. A rise of 5" is a 5/12 pitch; 4" a 4/12 pitch etc.

Size	A	B	C	Product Code	Part No.	Pack
6"	8-1/4"	28-3/4"	40-3/4"	206835	6T-AF24	1
7"	9-1/4"	31-1/4"	43-1/4"	207835	7T-AF24	1
8"	10-1/4"	33-3/8"	45-3/8"	208835	8T-AF24	1

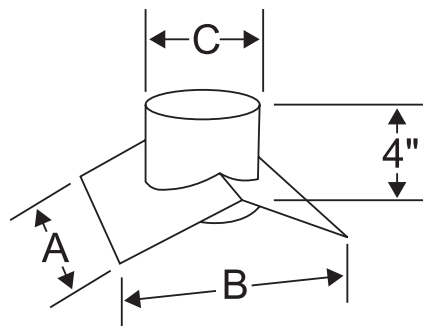
ADJUSTABLE FLASHING 12/12 TO 24/12



- Flashings are used to seal the opening where the chimney penetrates the roof and to divert rain and snow down from the roof and away from the chimney system.
- To determine your roof pitch, measure the number of inches from the end of a 12" level ruler down to the roof. This is the rise for 12" of run. A rise of 5" is a 5/12 pitch; 4" a 4/12 pitch etc.
- Includes Storm Collar.

Size	A	B	C	Product Code	Part No.	Pack
6"	18"	18"	8"	0733906	6T-FP	1
7"	18"	18"	9"	0733907	7T-FP	1
8"	22"	22"	10"	0733908	8T-FP	1

PEAK ROOF FLASHING 6/12



- This kit fits 5", 6", 7" and 8" chimneys.
- Used where the chimney passes through a corrugated roof.
- Rubber Boot Flashing fits roof pitches up to 12/12 (10/12 for 8").

THIS KIT INCLUDES:


- Rubber Boot.
- Shield.
- Spacer Kit.
- Special Storm Collar and Mounting Hardware.

Size	Product Code	Part No.	Pack
5", 6", 7", 8"	200275	URBAK1	1

RUBBER BOOT FLASHING KIT



METAL ROOF FLASHING KIT




Used in conjunction with Ultra-Temp Flashing to seal the opening when penetrating a corrugated metal roof.

Note: Flashing sold separately.

Size	Product Code	Part No.	Pack
4" to 8"	200280	UMRFK	1

STORM COLLAR



Note: 4" not exactly as shown.

- The Storm Collar is designed to fit on the round chimney pipe just above the roof flashing.
- The upper edge of the Storm Collar should be waterproofed with non-hardening silicone caulking to prevent any water from leaking between the Storm Collar and chimney pipe.
- Part is tightened with screws or tabs after positioning.

Size	A	Product Code	Part No.	Pack
4"	6"	HT4SC	N/A	6
5" & 6"	7" & 8"	206810	5/6T-SC	6
7" & 8"	9" & 10"	208810	7/8T-SC	6
10"	12"	210810	10S-SC	1
12"	14"	212810	12S-SC	1
14"	16"	214810	14S-SC	1

Round Tops

- Part of the chimney system roof assembly, the Round Top is designed with a dome for protection against precipitation and to deflect wind for proper chimney draft.
- The EZ Round Top is designed to simply twist-lock in place on the top of the chimney. This design makes cap removal for cleaning a breeze.
- Made of stainless steel.

Size	A	B	Product Code	Part No.	Pack
5"	7"	10"	205802	5T-EZ	1
6"	8"	12"	206802	6T-EZ	1
7"	9"	14"	207802	7T-EZ	1
8"	10"	16"	208802	8T-EZ	1


- Round Top designed with three legs that slide down over the outside of the chimney. A cinch band is then positioned over the legs and tightened to hold the top firmly in place.
- Made of stainless steel.

Size	A	B	C	Product Code	Part No.	Pack
4"	4"	11"	7-1/2"	HT4RC	N/A	1
5"	7"	10"	5"	205800	5T-CT	1
6"	8"	12"	5-1/2"	206800	6T-CT	1
7"	9"	14"	6-1/4"	207800	7T-CT	1
8"	10"	16"	7"	208800	8T-CT	1
10"	10"	20"	8-1/2"	210800	10S-CT	1
12"	12"	24"	10"	212800	12S-CT	1
14"	14"	28"	11-1/2"	214800	14S-CT	1

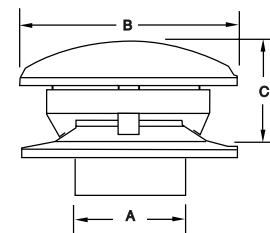
- The Spark Arrestor is a diamond mesh stainless steel screen that can be field installed on our CT round tops.
- Stainless steel mesh wire fits our Round Tops (5", 10"-14" T-CT).

Size	Product Code	Part No.	Pack
5"	205102	5T-SA	4
6"	206791	6T-USA	1
7"	207791	7T-USA	1
8"	208791	8T-USA	1
10"	210790	10S-SA	4
12"	212790	12S-SA	4
14"	214790	14S-SA	4

EZ ROUND TOP



HT ROUND TOP



Note: The Round Top for 10" to 14" diameters is designed with a squeeze collar that fits inside the chimney pipe and a set screw which is tightened to hold the top firmly in place.

SPARK ARRESTER - 5", 10"-14"

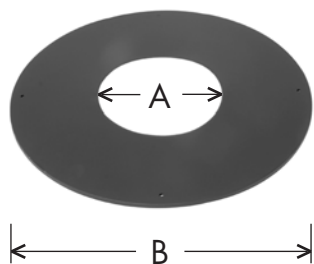


UNIVERSAL SPARK ARRESTER - 6"-8"



Miscellaneous Accessories

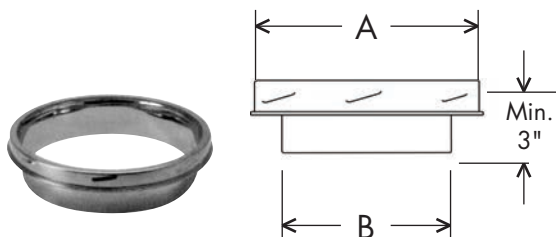
TRIM COLLAR



Provides a finished appearance where the chimney passes through a wall or ceiling.

Size	A	B	Product Code	Part No.	Pack
5"	7"	17"	0708505	5T-TC	4
6"	8"	18"	0708506	6T-TC	4
7"	9"	19"	0708507	7T-TC	4
8"	10"	20"	0708508	8T-TC	4

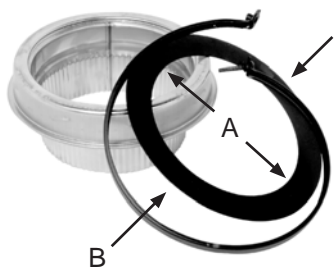
CHIMNEY ADAPTER



For connection to Connector Pipe.

Size	A	B	Product Code	Part No.	Pack
4"	6"	4"	HT4PA	N/A	4
5"	7"	5"	255240	5T-CPA	1
6"	8"	6"	256240	6T-CPA	1
7"	9"	7"	257240	7T-CPA	1
8"	10"	8"	258240	8T-CPA	1
10"	12"	10"	210240	10S-CPA	1
12"	14"	12"	212240	12S-CPA	1
14"	16"	14"	214240	14S-CPA	1

DECORATIVE ADAPTER (BLACK)



- For connection to Connector Pipe.
- Painted black for decorative finish.

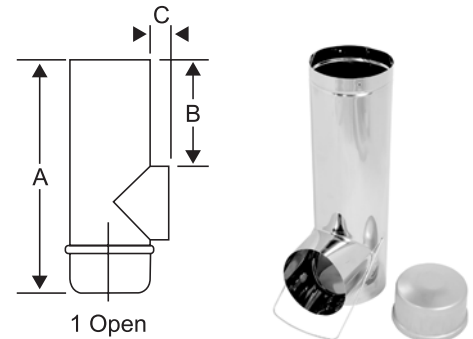
Size	A	B	Product Code	Part No.	Pack
5"	5-1/4"	7"	0709605	5T-DAD	1
6"	6-1/4"	8"	0709606	6T-DAD	1

Miscellaneous Accessories continued

- The Base Tee is always situated in the room with the heating appliance.
- Connector pipe between chimney and appliance should be as short as possible.
- Cap at bottom can be removed for inspection.
- Made of stainless steel.
- Includes cap.

Size	A	B	C	Product Code	Part No.	Pack
5"	12-1/4"	6-1/2"	2-1/2"	0704705	5T-BTS	6
6"	15-3/4"	5-1/2"	2-5/8"	0704706	6T-BTS	4
7"	16-3/4"	5-1/2"	2-5/8"	0704707	7T-BTS	4
8"	17-3/4"	5-1/2"	2-5/8"	0704708	8T-BTS	4

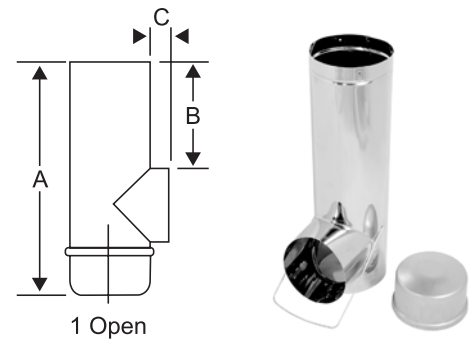
BASE TEE - 1 OPEN (STAINLESS STEEL)



- The Base Tee is always situated in the room with the heating appliance.
- Connector pipe between chimney and appliance should be as short as possible.
- Cap at bottom can be removed for inspection.
- Made of galvanized steel.
- Includes cap.

Size	A	B	C	Product Code	Part No.	Pack
4"	12"	N/A	N/A	HT4GCT	N/A	1
5"	12-3/4"	6-1/2"	2-1/2"	0704805	5T-BTG	4
6"	15-3/4"	5-1/2"	2-5/8"	0704806	6T-BTG	4
7"	16-3/4"	5-1/2"	2-5/8"	0704807	7T-BTG	4
8"	17-3/4"	5-1/2"	2-5/8"	0704808	8T-BTG	4

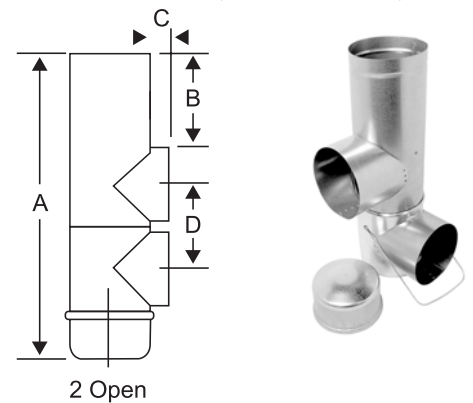
BASE TEE - 1 OPEN (GALVANIZED)



- The Base Tee is always situated in the room with the heating appliance.
- Used in conjunction with the connector pipe which should be as short as possible.
- Cap at bottom can be removed for inspection.
- Made of galvanized steel.
- Includes cap.

Size	A	B	C	D	Product Code	Part No.	Pack
6"	23-1/2"	5-1/2"	2-5/8"	7-3/4"	0704906	6T-BTG2	4
7"	25-1/2"	5-1/2"	2-5/8"	8-3/4"	0704907	7T-BTG2	4
8"	27-1/2"	5-1/2"	2-5/8"	9-3/4"	0704908	8T-BTG2	1

BASE TEE - 2 OPEN (GALVANIZED)



BASE TEE CAP (STAINLESS STEEL)



Made of stainless steel.

Size	Product Code	Part No.	Pack
5"	0705205	5T-BTC	4
6"	0705206	6T-BTC	4
7"	0705207	7T-BTC	4
8"	0705208	8T-BTC	4

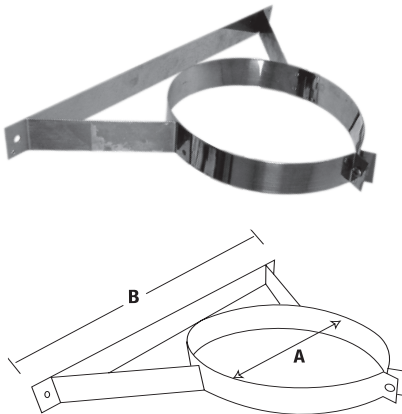
BASE TEE CAP (GALVANIZED)



Made of galvanized steel.

Size	Product Code	Part No.	Pack
6"	0705306	6T-BTCG	4
7"	0705307	7T-BTCG	4
8"	0705308	8T-BTCG	4

WALL BAND



- The Wall Band is used along the wall to provide for 2 inch clearance and assure stability.
- Required at 8 foot or closer intervals above the tee to stabilize the chimney.
- Stainless steel construction.

Size	A	B	Product Code	Part No.	Pack
4"	6"	14"	HT4WB	N/A	6
5"	7"	17"	205520	5T-WB	4
6"	8"	17"	206520	6T-WB	4
7"	9"	17"	207520	7T-WB	4
8"	10"	17"	208520	8T-WB	4
10"	12"	17"	210520	10S-WB	1
12"	14"	18"	212520	12S-WB	1
14"	16"	20"	214520	14S-WB	1

Miscellaneous Accessories *continued*

- The Universal Adjustable Wall Band is used along the wall to provide for 2 inch clearance and assure stability.
- Required at 8 foot or closer intervals above the tee to stabilize the chimney.
- Fits chimney diameters from 5" to 8".

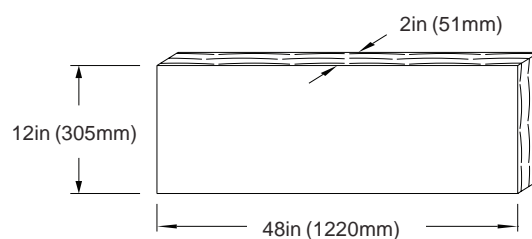
Size	Product Code	Part No.	Pack
5", 6", 7", 8"	200270	UWB	1

- Used with Attic Insulation Shield, Wall Thimble and Cathedral Box.
- Protects building material against radiant heat from the chimney.
- Helps maintain temperatures within the chimney system and helps reduce air infiltration into the dwelling.

UNIVERSAL ADJUSTABLE WALL BAND



UNIVERSAL SHIELDING INSULATION



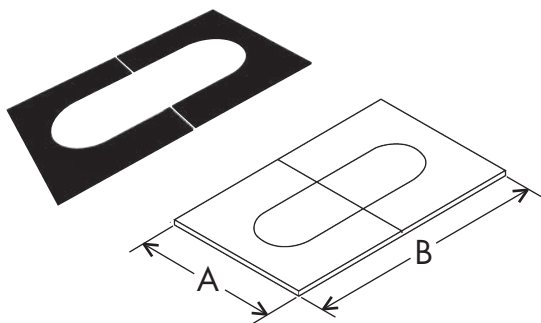
- The Universal Roof Brace Kit is designed to provide extra stability for the chimney system above roof line, and is required when the chimney extends 5 feet or more above the roof.
- One kit should be used for every 5' of chimney.
- Includes telescoping legs that adjust from 5'-9' and a support band that adjusts to fit chimneys from 6" to 8" ID.

Size	Product Code	Part No.	Pack
6" to 8" ID	0843900	HDRBK	1

HEAVY DUTY UNIVERSAL ROOF BRACE KIT




PITCHED CEILING PLATE 6/12 TO 12/12



- The Pitched Ceiling Plate provides a finished appearance where the chimney passes through a sloped ceiling.
- Matte black finish.
- Adjusts to multiple roof pitches.
- Covers 2" space around chimney for attractive finish.

Size	Product Code	Part No.	Pack
12"	212514	12S-PCPAJ12	1
14"	214514	14S-PCPAJ12	1

SNOW SPLITTER



- Designed to deflect snow and ice while preventing unnecessary strain or damage to the chimney.
- Mounts directly above the chimney pipe with an easy panel assembly.
- Made from durable, heavy gauge galvanized steel.

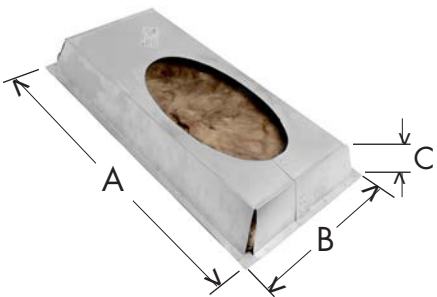
Size	Product Code	Part No.	Pack
4" to 8"	2001922	USSA	1

Fireplace Parts

- Used only with wood-burning fireplaces which have been certified for use with Selkirk's 1" chimney.
- Designed for 6" and 7" diameters of 30° or 45° Elbow Kit to go through an outside wall on an angle.
- Designed to fit into a 16" centre framed wall, in conjunction with a Wall Resupport.
- See packaged instructions for details.

A	B	C	Product Code	Pack
34"	17"	4"	JSC7WC	1


45° OFFSET WALL PLUG



- The Insulated Chase Plug will maintain the thermal envelope of the house.
- Used only with wood-burning fireplaces which have been certified for use with Selkirk's 1" insulated chimney.
- Designed for 6" and 7" diameters and must be installed from the bottom side of a 15" square opening.
- See packaged instructions for more details.

A	B	C	Product Code	Pack
17"	17"	4"	JSC7CP	1

CHASE PLUG



ULTRA-TEMP[®]

For training, detailed product information, downloadable catalogs and installation instructions visit our website:

selkirkcorp.ca



Selkirk Canada Corporation

950 South Service Road
Second Floor
Stoney Creek, ON L8E 6A2

phone: 1.888.SELKIRK (735.5475)

email: cscanada@selkirkcorp.com

Complete Linecard



residential
chimney



roof curbs &
equipment
rails



access
doors



rooftop
products



residential
vent



duct
components



grilles,
registers,
diffusers



commercial
industrial vent