

LOFT

S E R I E S



SOHO



SWEET HOME



TIMES SQUARE

DISTINCTION binder | CONTEMPORARY section | D-P01-MJ06-ANG

INDEX

03

GENERAL FEATURES
for the 3 collections

04

SOHO collection

10

SWEET HOME collection

16

TIMES SQUARE collection

22

COUNTERTOP AND SINK

28

FAUCET

Dimensions: SEE PRICE LIST BOOKLET

Note: Vanico-Maronyx reserves the right to change without notice a technical feature, a component or a manufacturing aspect, as deemed necessary.

TECHNICAL SUPPORT

(450) 471-4447 | 1 800 921-9508, ext. 710

info@vanico-maronyx.com | www.vanico-maronyx.com



Soho - T-160-T Melinga white



Sweet Home - DL-909-G Sumatra



Times Square - T-42-G Glossy black

MATERIALS

Doors and facades

W	Wood veneer
L	Satin lacquer
T	Thermo
DA	DISTINCTION Acrylic facade*
DL	DISTINCTION Glossy lacquer
DW	DISTINCTION Wood

*Sweet Home and Times Square only
Facade: acrylic with 2-tone edgebanding.
Sides: thermo aluminum.



Interior

M	Ash grey melamine
---	-------------------

Countertop

U	Unimar 3.0
Q	Quartz
DQ	DISTINCTION Quartz

HARDWARE AND DRAWER

Horizontal handles #50 included

Chrome

Drawers

Full extension Quadro slides
with soft closing mechanism.
Atira ash grey sides.

Hinges

Sensys hinges with soft closing mechanism.



P-50 CH



Full extension opening and soft closing



1



2



3



4

SOHO - IMAGES

PAGE 4 Wood, Oiled Walnut | WW-201
 image 1 Quartz, Zenith White | Q-ZE
 BOX vessels and pre-installed MIX faucets

image 2 Thermo, Melinga white | T-160-T
 Quartz, Nero Stardust | Q-NS
 BOX vessel and pre-installed FLO faucet

image 3 Thermo, Melinga white | T-160-T
 Quartz, Stone Grey | Q-4030
 BOX vessel and pre-installed MIX faucet

image 4 Thermo, White high gloss | T-49-G
 Distinction Quartz, Piatra grey | DQ-5003
 BOX vessels

PAGE 5 Thermo, Melinga white | T-160-T
 Distinction Quartz, Piatra grey | DQ-5003
 BOX vessel and pre-installed FLO faucet

PAGE 6 Wood, Maple color Walnut | WM-06
 image 5 Quartz, Zenith White | Q-ZE
 BOX vessel and pre-installed MIX faucet

image 6 Distinction glossy lacquer, Alaska | DL-901-G

image 7 Thermo, Charcoal Ash | T-114-T

SOHO



GRAIN DIRECTION

Horizontal grain Base facade and sides

Vertical grain Medicine and linen cabinet

INDEX

p. 6	Base	p. 26-27	Vessel sink
p. 7	Mirror	p. 28	Faucet
p. 7-8	Medicine cabinet		
p. 8-9	Beauty cabinet		
p. 9	Linen cabinet	Dimensions:	see price list

BASE

WITH 1 SINGLE DRAWER



One 9" H drawer

Total height	9" + ¾" countertop
Depth	18¾" + drawer front
Drawer capacity	50 kg/110 lb



Upper drawer: U-shaped storage compartment.



Profiled facade.

WITH 2 SUPERPOSED DRAWERS



Two superposed 9" drawers

Total height	18" + ¾" countertop
Depth	18¾" + drawer front
Capacity of each drawer	50 kg/110 lb



Bottom drawer: No compartment, the space is completely clear.

Upper drawer: U-shaped storage compartment, see image beside.



Profiled facade on the upper drawer.



Mirror without backsplash.



Mirror with backsplash and pre-installed VANICO-MARONYX faucet.

MIRROR

Mirror without or with backsplash and pre-installed VANICO-MARONYX faucet, p. 28.

LED lighting (4,4 Watts, 4 100K, neutral white).

3 mm mirror, mounted on ¾" frame matched with the base.

OPTION

AL-007-M LATERAL MOOD LIGHTING

LED on each side of the mirror, activated by a motion detector located on the right side (2,6 Watts, 4 100 K, neutral white).



Medicine cabinet without backsplash, optional side lighting.



Medicine cabinet with backsplash and pre-installed VANICO-MARONYX faucet.

MEDICINE CABINET

Medicine cabinet without or with backsplash and pre-installed VANICO-MARONYX faucet, p. 28.

LED lighting head (4,4 Watts, 4 100K, neutral white).

Mirror door and 3 glass shelves of 2 ¼" deep inside.

OPTIONS

AL-007-P LATERAL MOOD LIGHTING

LED on each side of the medicine cabinet, activated by a motion detector located on the right side (2,6 Watts, 4 100 K, neutral white).

A-127 GFCI OUTLET

Screwless and clipable wall plate with built-in shutter mechanism. Wall plate is always located on the left side. Not available with short medicine cabinet.



BACKSPLASH

Backsplash matching the countertop with pre-installed VANICO-MARONYX faucet, see p. 28.

Chrome or brushed nickel waterproof flange on the top and bottom of the backsplash.

BEAUTY AND MEDICINE CABINET

**BEAUTY CABINET**

Left or right L-shaped door.
 LED lighting switches on when opening door.
 Transformer included.
 Hair dryer and flat iron holder.
 Double pivot magnifying mirror (3X).
 Mirror on the door for a 360° view.
 One fixed glass shelf.

**LATERAL SLIDING MEDICINE CABINET**

Left or right opening.
 3 melamine shelves with glass panels.

**STANDARD MEDICINE CABINET**

L-shaped door with left or right opening.
 3 adjustable glass shelves.

OPTION

A-127 GFCI OUTLET

Near the hinge.

OPTION

A-127 GFCI OUTLET

Located on the same side as the medicine cabinet opens. Inside the medicine cabinet, the 2 bottom shelves will be higher to leave space for the GFCI box.

OPTION

A-127 GFCI OUTLET

Near the hinge.



Optional
GFCI outlet

2 L-shaped doors to facilitate access to the content.

Upper section: 36" H - Bottom section: 32" H.

Choice of 3 linen cabinet models (the upper section is different).

Bottom section is the same for the 3 models: 2 adjustable glass shelves.

MULTIFUNCTION LINEN / BEAUTY CABINET (upper section)

Beauty cabinet in the front, sliding medicine cabinet in the back.

LED lighting switches on when opening door (4100 K, neutral white).

Double pivot magnifying mirror (3X).

Mirror on the door for a 360° view.

Hair dryer and flat iron holder.

1 fixed glass shelf.

OPTION

A-127 GFCI OUTLET



White or stainless steel and black.



Optional
GFCI outlet

LINEN-MEDICINE CABINET (upper section)

2 fixed glass shelves on the front, sliding medicine cabinet on the back.

Without lighting.

OPTION

A-127 GFCI OUTLET



White or stainless steel and black.



STANDARD LINEN CABINET (upper section)

2 adjustable glass shelves.

OPTION

A-127 GFCI OUTLET



White or stainless steel and black.
Visible stainless steel box inside.



SWEET HOME - IMAGES

- PAGE 10** Wood, Oiled Walnut | WW-201
 image 1 Distinction Quartz, Alpine Mist | DQ-5110
 Semi-recessed SWEET vessels and pre-installed MIX faucets
- image 2 Distinction gloss lacquer, Sumatra | DL-909-G
 Distinction Quartz, Alpine Mist | DQ-5110
 Two-tone SWEET vessel mounted on countertop
- image 3 Wood, Cigar Maple | WM-26
 Quartz Distinction, Taj Royal | DQ-5212
 Semi-recessed SWEET vessel and pre-installed MIX faucet
- image 4 Thermo, Charcoal Ash | T-114-T
 Distinction Quartz, Alpine Mist | DQ-5110
 Semi-recessed SWEET vessels and pre-installed MIX faucets

- PAGE 11** Distinction gloss lacquer, Sumatra | DL-909-G
 Unimar 3.0 white | U-00
 Semi-recessed SWEET vessels and pre-installed MIX faucets

- PAGE 12** Wood, Riftcut Silver | WO-23
 image 5 Distinction Quartz, Piatra Grey | DQ-5003
 Semi-recessed SWEET vessel



SWEET HOME

SWEET HOME

GRAIN DIRECTION

Horizontal grain Base facade and sides

Vertical grain Medicine and linen cabinet

INDEX

p. 12	Base	p. 26-27	Vessel sink
p. 13	Mirror	p. 28	Faucet
p. 14	Medicine cabinet		
p. 15	Linen cabinet	Dimensions:	see price list

BASE



Width	24" to 84" (48" maximum per drawer)
Height	12¾" + ¾" countertop
Depth	20⅞" + drawer front



Sink module

SINK MODULE DRAWER


Large drawer with compartments to facilitate storage and to delimit the drain space. All models include one auxiliary drawer held in place by a magnet. Auxiliary drawer is always on the same side as the faucet when this one is installed on countertop.

DRAWER MODULE WITHOUT SINK

Large drawer without compartments providing space for towels.



Drawer module without sink



Magnetic auxiliary drawer



MIRROR MOUNTED ON COUNTERTOP

For pre-installed VANICO-MARONYX faucet, p. 28.



MIRROR MOUNTED ON COUNTERTOP

For faucet on countertop (right, centered or left).



SHORT WALLMOUNT MIRROR
For countertop faucet (right, centered or left).



Opaline glass lamp included



LONG WALLMOUNT MIRROR

MIRROR

The 6 mm mirror is fixed on a 1 ½" thick wall panel.

Choice of 3 main mirrors, 18" or 34" wide.

Long wallmount mirror also offered, useful for a large bathroom, bedroom or walkin.

LIGHTING INCLUDED

White opaline glass lamp of 21 ½" pre-installed on the top of mirror.

Energy-efficient lamp, 10000 hour life span. Ballast included. 24Watts, 4100K, neutral white.

OPTION

AL-007

LATERAL MOOD LIGHTING

Offered for all mirror models.


Variable price according to the model.

2,6 Watts LED each side of the mirror, activated by a motion detector located on the right side.

MEDICINE CABINET



SINGLE 18" W MOUNTED ON COUNTERTOP
For pre-installed VANICO-MARONYX faucet, p. 28.



SINGLE 18" W SHORT VERSION
For faucet on countertop (right, centered or left).



DOUBLE 34" W MOUNTED ON COUNTERTOP
For pre-installed VANICO-MARONYX faucet, p. 28.

OPTION



A-127 GFCI OUTLET

Screwless and clipable wall plate with built-in shutter mechanism. Wall plate is located on the left side.

White or stainless steel and black.

LATERAL SLIDING MEDICINE CABINET

3 ash grey melamine shelves with glass panels.

18" single or 34" double medicine cabinet

Mounted on countertop or in short wallmount version.



Warning!

Opening of each medicine cabinet needs a clearance of 11 1/2" from the wall or linen cabinet.

LIGHTING INCLUDED

White opaline glass lamp 21 1/2" W pre-installed on the top of mirror.

24Watts energy-efficient lamp, 10000hour life span. Ballast included. Neutral white.





Wallmount linen cabinet including 1 long door with long profiled handle and quiet soft-closing.

3 adjustable glass shelves, 6 mm thick.

1 fixed central shelf of the same material as linen cabinet.

Note: For aesthetic reasons this linen cabinet is suggested with a clearance of at least 4" from the vanity. In the case of smaller layouts, we suggest to choose a medicine cabinet which opens from the opposite side of the linen cabinet or make sure to leave a 11½" clearance between the linen cabinet and the medicine cabinet.



Optional interior mirror

OPTION

A-23 INTERIOR MIRROR

Mirror fixed to the back of linen cabinet door.

Height 58¼"

Width 4" less than the door

Depth ¼"



TIMES SQUARE - IMAGES

PAGE 16 Wood, Oiled Walnut | WW-201
 image 1 Quartz, Organic White | Q-4600
 Multi-purpose faucet-module and pre-installed MIX faucets

image 2 Thermo, Charcoal Ash | T-114-T
 Quartz, Organic White | Q-4600
 Without backsplash and FLO faucet

image 3 Thermo, Melinga white | T-160-T
 Quartz, Concrete | Q-2003
 Multi-purpose faucet-module and pre-installed MIX faucet

image 4 Thermo, Charcoal Ash | T-114-T
 Without backsplash
 Extended medicine cabinet

PAGE 17 Thermo, Glossy black | T-42-G
 Distinction Quartz, Alpine Mist | DQ-5110
 Extended medicine cabinet, multi-purpose faucet-module and pre-installed AXI faucet

PAGE 20 Quartz, Nougat | Q-6600
 image 5



TIMES SQUARE

TIMES SQUARE

GRAIN DIRECTION

Horizontal grain	Base facade and sides and medicine cabinet
Vertical grain	Linen cabinet

INDEX

p. 18	Base	p. 24	One-piece countertop
p. 19	Medicine cabinet	p. 25	Undermount sink
p. 20	Faucet-module	p. 26-27	Vessel sink
p. 20	¾" Backsplash	p. 28	Faucet
p. 21	Linen cabinet	Dimensions:	see price list

BASE



Drawer with full extension slides

Deep drawer designed to maximize storage space.

Hair dryer and flat iron holder at the center and a honeycomb style protector that retains excess water.

Models over 30" are equipped with one or two 3" deep auxiliary drawers (variable width), held in place by a magnet.

TIMES SQUARE



Magnetic auxiliary drawer

Height	18" + ¾" countertop
Depth	18¾" + drawer front
Magnetic drawer capacity	30 kg/66 lb
Large drawer capacity	50 kg/110 lb
Useful height under the sink	11¾"
Useful height under the magnetic drawers	10"



Stainless steel drawer sides.



Upward opening with soft closing "Hafele" hinges.

Adjustable glass shelves (1 to 4 according to the chosen model).

Full length handle included at the bottom of the door.

There is always a joint between the main and extended medicine cabinet if they are side by side.

MAIN MEDICINE CABINET WITH LIGHTING

LED lighting that illuminates the face (when the door is closed) and the interior of the medicine cabinet when the door is opened (4100k, neutral white).

Tissue holder compartment included, always on the left. A removable plastic lid can seal the hole to recover the space of this shelf.

EXTENDED MEDICINE CABINET WITHOUT LIGHTING

The extended medicine cabinet has no lighting and no tissue holder compartment.


Suggested installation above the toilet.

OPTION

A-127 GFCI OUTLET

Screwless and clipable wall plate with built-in shutter mechanism. CSA/UL compliant. For main medicine cabinet only, always on the left.

White or stainless steel and black.



FAUCET-MODULE



The faucet-module must always be sold with a pre-installed **VANICO-MARONYX** faucet.

Minimal installation required. No wall drilling. The hoses are connected to the plumbing by the faucet-module.

The constraints of space inside the faucet module require a too risky adaptation with other types of faucets that those proposed, p.28.



Useful interior storage with honeycomb style protector to retain excess water. Adjustable shelves inside.

A removable metal plate inside the faucet-module hides the faucet rough.

The lid is always the same finish as the vanity.

Chrome or brushed nickel waterproof flange on top and bottom of backsplash.

OPTION

A-127 GFCI OUTLET

Screwless and clipable wall plate with built-in shutter mechanism. CSA/UL compliant. On the right or the left side of the faucet-module (opposite side from faucet).



¾" BACKSPLASH



Chrome or brushed nickel waterproof flange on top and bottom.

2 FAUCET OPTIONS

1. VANICO-MARONYX wallmount faucet

Pre-drilled backsplash.

Pre-installed faucet rough.

Wall drilling is required before installation.



2. Countertop faucet supplied by customer

Not drilled backsplash. Countertop drilling included on demand: single or 8".



3 adjustable glass shelves, 6 mm thick.

1 fixed central shelf of the same material as linen cabinet.

Full width handle, horizontally positionned to match the one on the sink base.

Right or left opening.

Note: For aesthetic reasons this linen cabinet is suggested with a clearance of at least 4" from the vanity.

OPTION

A-23 INTERIOR MIRROR

Mirror fixed to the back of linen cabinet door.

Height 54 ½"

Width 4" less than the door

Depth ¼"



IMAGES

PAGE 22 Above counter SWEET vessel
image 1 Distinction Quartz, Alpine Mist | DQ-5110

image 2 Semi-recessed MUSE vessel
Outside Sumatra | DL-909-G
Distinction Quartz, Alpine Mist | DQ-5110

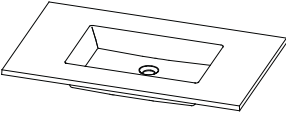
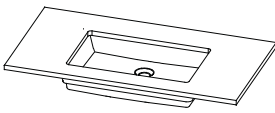
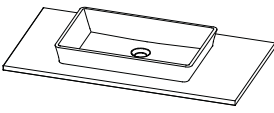
image 3 Undermount OBE sink with overflow, Times
Square collection only.
Quartz, Organic White | Q-4600

image 4 Semi-recessed TAÏGA vessel

PAGE 23 Semi-recessed SWEET vessel
Distinction Quartz, Alpine Mist | DQ-5110
Pre-installed MIX faucet



COUNTERTOP SINK | FAUCET

Types of sink- countertop offered	UNIMAR 3.0 ONE-PIECE COUNTERTOP, P. 24	UNDERMOUNT SINK, P. 25	ABOVE COUNTER VESSEL, P. 26-27
			
SOHO	n.a.	n.a.	✓
SWEET HOME	n.a.	n.a.	✓
TIMES SQUARE	✓	✓	✓

ONE-PIECE COUNTERTOP - TIMES SQUARE ONLY



MUSE one-piece countertop

CHOICE OF 2 ONE-PIECE COUNTERTOP, ¾" thick

MUSE or BOX at same price (decorative trim in extra for the BOX sink)

Unimar 3.0 White U-00

WARNING

Any other model of one-piece countertop may compromise interior storage (loss of the central storage section under the sink and the side drawers). Fees may apply.

Drain included with VANICO-MARONYX wallmount faucet.



BOX one-piece countertop

IAPMO Z124-2011, CSA B45.5-11 Compliant

OPTION

A-133 DECORATIVE DRAIN TRIM

Brushed stainless steel decorative trim in extra.
The decorative trim is removable.





MUSE undermount sink



OBE undermount sink with overflow



BOX undermount sink

IAPMO Z124-2011, CSA B45.5-11 Compliant

¾" COUNTERTOP

Unimar 3.0, quartz or Distinction quartz

CHOICE OF 3 UNDERMOUNT SINKS

MUSE, OBE with overflow and BOX

Made in Unimar 3.0 White U-00

WARNING

Any other sink may compromise interior storage (loss of the central storage section under the sink and the side drawers). Fees may apply.

Drain included with VANICO-MARONYX wallmount faucet.

OPTION

A-133 DECORATIVE DRAIN TRIM

Brushed stainless steel decorative trim in extra. The decorative trim is removable.



VESSEL SINK ON COUNTERTOP



Above counter SWEET vessel
IAPMO Z124-2011, CSA B45.5-11 Compliant



Semi-recessed SWEET vessel
IAPMO Z124-2011, CSA B45.5-11 Compliant



Semi-recessed MUSE vessel



Semi-recessed TAÏGA vessel

$\frac{3}{4}$ " COUNTERTOP

Unimar 3.0, quartz or Distinction quartz.

CHOICE OF 6 VESSEL SINKS

SWEET (above counter or semi-recessed), MUSE, TAÏGA, DREAM and BOX.

Made in Unimar 3.0 White U-00.

WARNING

Any other vessel sink may compromise interior storage (loss of the central storage section under the sink and the side drawers). Fees may apply.

Drain included with VANICO-MARONYX wallmount faucet.



Semi-recessed DREAM vessel



Above counter BOX vessel (decorative trim optional)
IAPMO Z124-2011, CSA B45.5-11 Compliant

OPTION

A-132 TWO-TONE VESSEL

White interior with outside color. Same choice of colors as our Distinction ultra-glossy lacquer.

Available for all sinks except for the TAÏGA vessel.



SWEET



MUSE



vésuve



ash



sumatra

FAUCET



WALLMOUNT PRE-INSTALLED FAUCET

Choice of 3 faucets.

Single lever always right handed.

LAMINAR anti-splash aerator.

Included:

30" flexible hoses.

1 1/4" round pop-up drain.

Finishes:

CH: Chrome.

BN: Brushed nickel.

Warranty:

5 years for plating.

Life limited warranty faucet to the first buyer for mechanic parts.

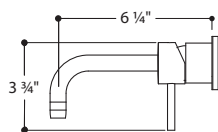
Short model for...

- Times Square faucet-module
- Soho medicine cabinet
- Sweet Home medicine cabinet with MIX faucet

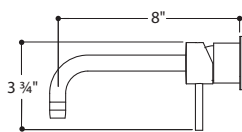
Long model for...

- Times Square 3/4" backsplash
- Soho or Sweet Home mirror
- Sweet Home medicine cabinet (except MIX faucet)

MIX

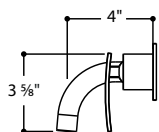


MIX 28 (short)

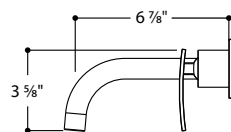


MIX 29 (long)

FLO

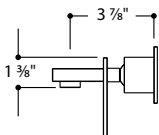


FLO 100 (short)

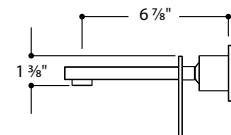


FLO 175 (long)

AXI



AXI 100 (short)



AXI 175 (long)



Round pop-up drain included with all our faucets.