



# PRODUCTS CATALOG

ELECTRICAL ENCLOSURES & MODULAR CABINETS



# 20

[exmweb.com](http://exmweb.com)

# WINDOW KITS

## INDOOR HINGED WINDOW KITS

The 880 HWK indoor usage hinged window kits are made of 16 GA steel, with studs welded to permit easy installation by piercing a cut out on the enclosures. The window is made with self-extinguishing polycarbonate, 1/4" thick. All mounting hardware and instructions

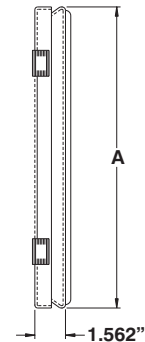
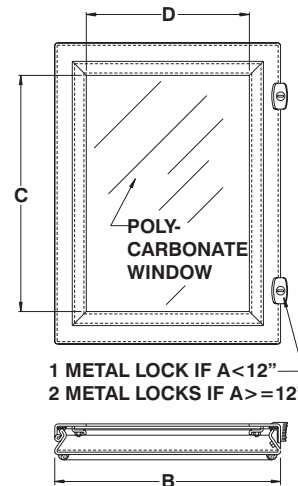

are supplied. Frames are finished with ANSI/ASA 61 gray heat fused powder paint.

**CSA certified / UL listed  
NEMA/EEMAC 4-12 / IP66  
Refer to p.734 to validate  
choice of substrate for the  
application**

CATALOG NUMBER	DIMENSIONS				SHIP WGHT LBS.
	A	B	C	D	
880 HWK0808	8	8	4.850	4.930	7
880 HWK1008	10	8	6.850	4.930	9
880 HWK1212	12	12	8.850	8.930	12
880 HWK1612	16	12	12.850	8.930	15
880 HWK2016	20	16	16.850	12.930	22
880 HWK2020	20	20	16.850	16.930	24
880 HWK2420	24	20	20.850	16.930	26

\* Add suffix 'SS' for a stainless steel frame.

\* Add suffix 'B' for blank cover.



## OUTDOOR & INDOOR HINGED WINDOW KITS

The 880 HWKO outdoor and indoor usage, hinged window kits are made of 16 GA steel. Installation is made by piercing a cut out on the enclosures. The window is made with self-extinguishing polycarbonate. All mounting hardware and instructions are supplied. The windows can be used

in conjunction with the flush (880 GPF) or recessed (880 GPR) gland plates.

Frames are finished with ANSI/ASA 61 gray, heat fused powder paint.

**CSA certified / UL listed  
NEMA/EEMAC 4-12 / IP66  
Refer to p.734 to validate  
choice of substrate for the  
application**

CATALOG NUMBER	DIMENSIONS				SHIP WGHT LBS.
	A	B	C	D	
880 HWKO0808	8	8	3.625	3.625	7
880 HWKO1008	10	8	5.625	3.625	9
880 HWKO1212	12	12	7.625	7.625	12
880 HWKO1612	16	12	11.625	7.625	15
880 HWKO2016	20	16	15.625	11.625	22
880 HWKO2020	20	20	15.625	15.625	24
880 HWKO2420	24	20	19.625	15.625	26

\* Add suffix 'SS' for a stainless steel frame.

\* Add suffix 'B' for blank cover.

