

## Constant Voltage Phase/Triac dimmable driver---200W series **PWM output**



### Features

- Output constant voltage
- Universal AC input: 100 - 130VAC
- Power Factor: up to 0.65
- High Efficiency: up to 84%
- Protection: short circuit/over loading/over current/over temperature
- Full protection aluminum housing
- Easy installation
- Cooling by free air convection
- Compatible with Forward Phase, Triac, MLV Dimmers
- Strong compatibility, flicker-free dimming
- Suitable for LED Lighting and moving sign applications and others
- Compliance to worldwide safety regulations for lighting
- 3 Year Warranty



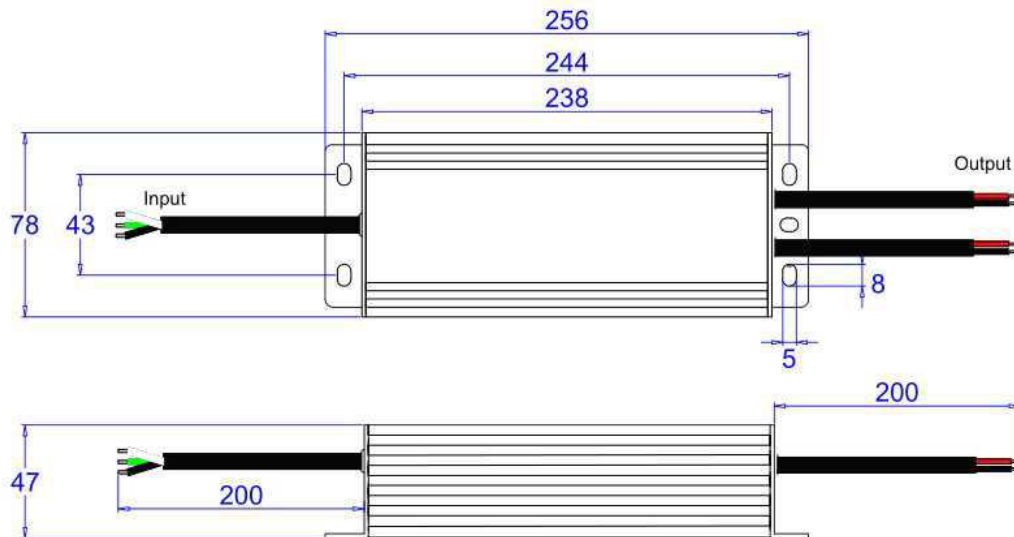
### Specification

MODEL		GLS-12200-TD
CERTIFICATES		ETL, CETL, FCC
OUTPUT	DC Voltage	12V
	Voltage Tolerance	±0.5V
	Rated Current	16.16A
	Rated Power	200W
INPUT	Voltage Range	100 - 130VAC
	Frequency Range	50 - 60HZ
	Power Factor (Typ.)	PF≥0.65
	Efficiency (Typ.)	83%
	AC Current (Max.)	3.2A/100VAC
	Leakage Current	<0.70mA/110VAC
PROTECTION	Short Circuit	Hiccup mode, recovers automatically after fault condition is removed
	Over Current	≥1.2*I <sub>out</sub>
	Over Loading	≤120%
	Over Temperature	100°C±10° Shut down o/p voltage, repower on to recover
ENVIRONMENT	Working Temperature	-40° - +70°C
	Working Humidity	20 - 95% RH non-condensing
	Storage Temp. Humidity	-40 - +80°, 10 - 95% RH
	Temp. Coefficient	±0.03%/°C (0 - 50°)
	Vibration	10 - 500Hz, 5G 10min/1 cycle, period for 60min each along X, Y, Z axes
SAFETY & EMC	Safety Standards	UL1012
	Withstand Voltage	I/P - O/P: 1500KVAC
	Isolation Resistance	I/P - O/P: 100MΩ/500VDC/25°C/70%RH
	EMC Emission	FCC Part 15B
DIMENSIONS	Net. Weight	2.2kg
	Size with enclosure	8.5x40x6cm (3.35"x15.85"x2.36") (LxWxH)

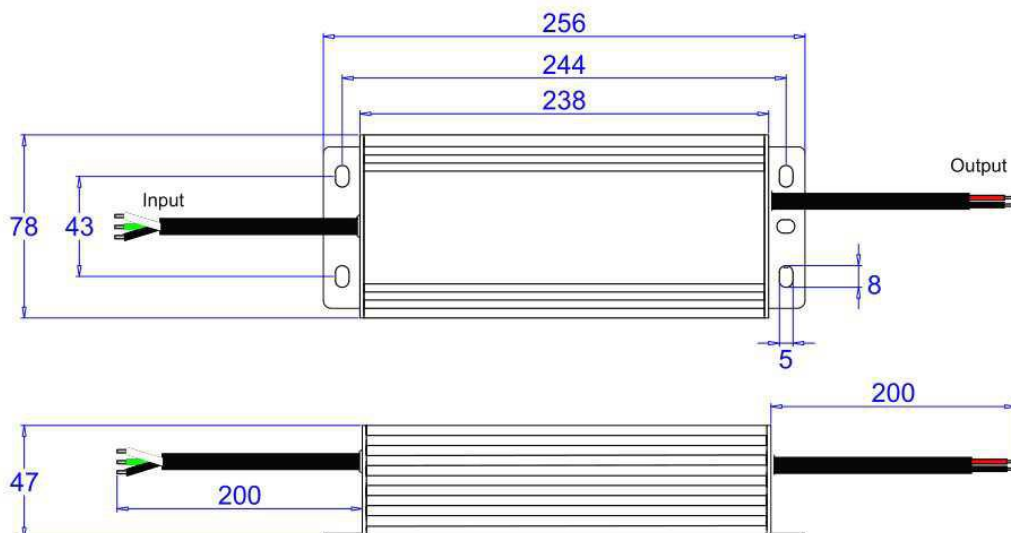
## Constant Voltage Phase/Triac dimmable driver---200W series **PWM output**

<b>Notes</b>	<ol style="list-style-type: none"> <li>1. All parameters if NOT specially mentioned are measured at 110VAC input , rated load and 25°C of ambient temperature.</li> <li>2. To extend the driver's using life ,please reduce the loading at lower input voltage.</li> <li>3.Loading should be 5-100%.</li> </ol>
--------------	---

### ■ Phase/Triac Dimmable driver Mechanical Specification

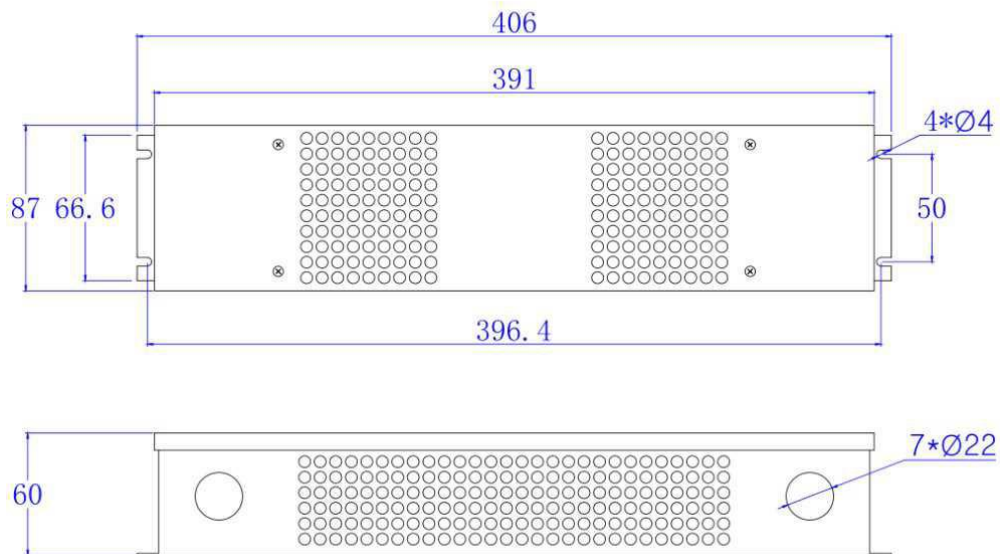


KVP-12200-TDL



※ Input black(L) and white(N) wires to be connected AC, Green wire to be connected ground; output red and black wires to be connected led lighting.

## Constant Voltage Phase/Triac dimmable driver---200W series **PWM output**



J8



### ■Dimming Operation

- ※The Pulse-Width Modulation (PWM) of output voltage can be adjusted through input terminal of the AC phase line(L) by connection a phase/triac dimmer.
- ※Usually matching with Forward phase , leading edge , Magnetic low voltage triac dimmers, (or Reverse phase, trailing edge ,Electric low voltage, Triac Dimmers can be customized!)
- ※Please try to use dimmers with power at least 2.5 times as the output power of the driver.

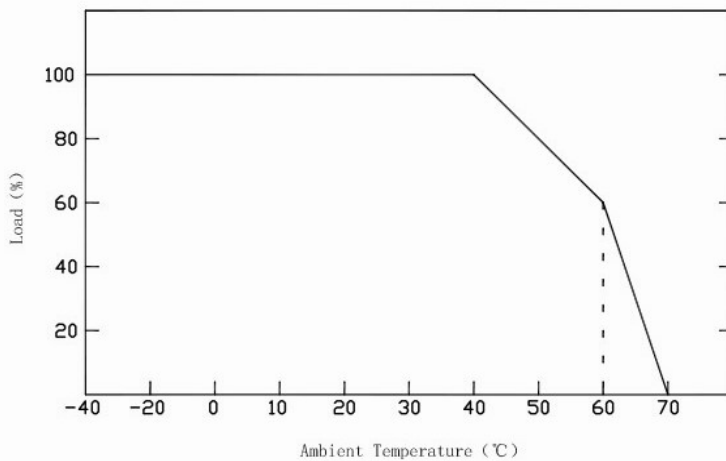
### ■Warning

- ※Prevent to reverse polarity; Output polarity: RED "+"; BLACK "-"
- ※Risk of Electric Shock. When used outdoors, install only on a circuit protected by a Class A GFCI;
- ※Risk of Fire. Installation involves special wiring methods to run wiring through a building structure. Consult a qualified electrician;

## Constant Voltage Phase/Triac dimmable driver---200W series **PWM output**

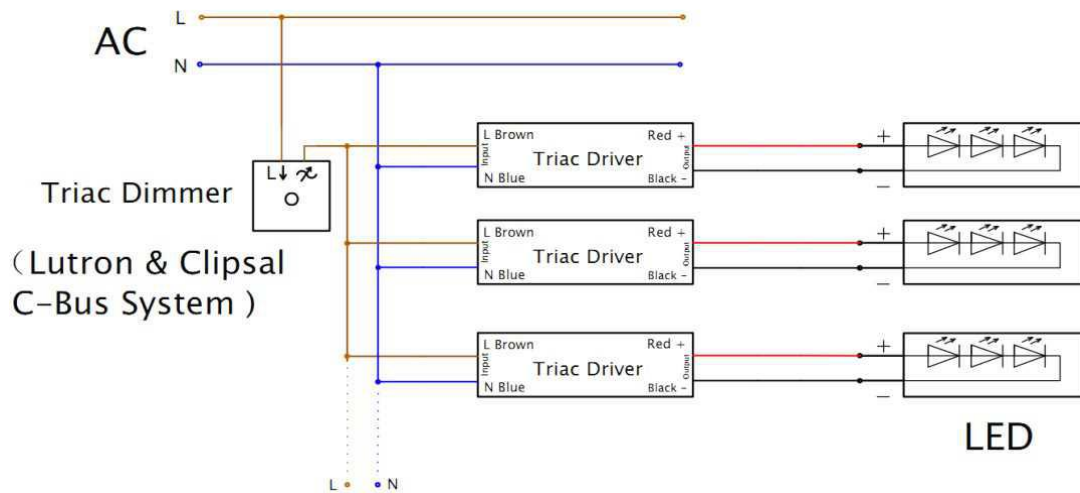
※Risk of Electric Shock. Mount the unit at a height greater than 1 foot from the ground surface.

### ■ Derating Curve

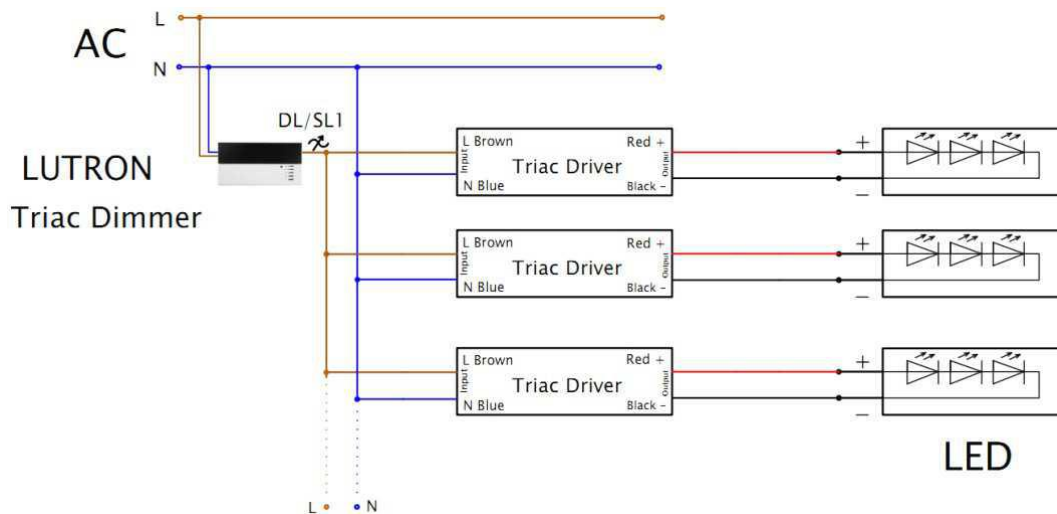
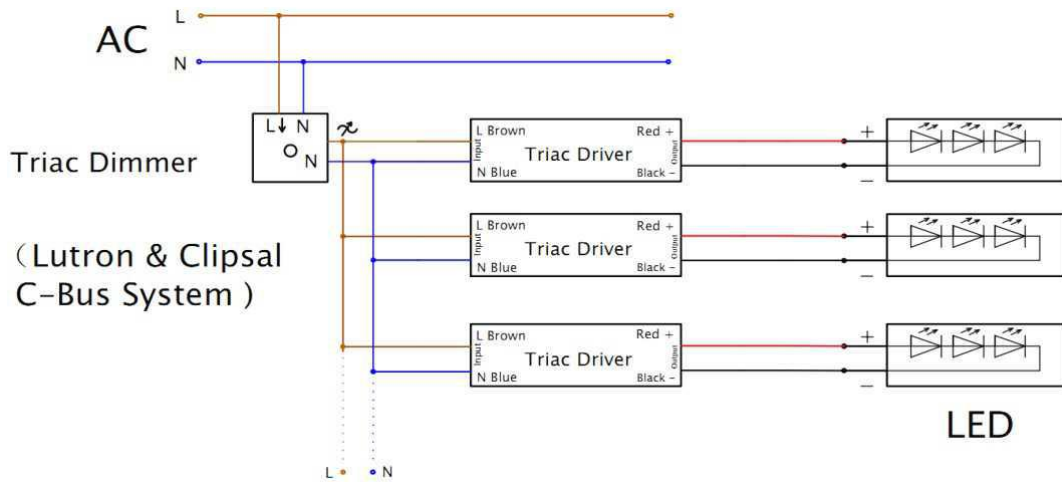


※To extend their life, please refer to the Derating Curve and derate according to the temperature.

### ■ Connecting Diagram



## Constant Voltage Phase/Triac dimmable driver---200W series **PWM output**



### Instructions:

- 1) This driver should be installed by a qualified professional.
- 2) Please make sure the transformer is installed with adequate ventilation around it to allow for heat dissipation.
- 3) Ensure that wiring is correct before testing in order to avoid light and power supply damage.