

MOND

3-WAY THERMOSTATIC SHOWER SYSTEM

SET.MX.320.310

Components Included

- **VE.320** - Thermostatic valve with integrated 3-way diverter
- **TM.MX.320** - Trim for 3-way thermostatic valve
- **SH.12.1010** - 10" shower head
- **WA.12.16** - 16" wall mount shower arm with 1/2" female NPT connection
- **BH.12.03** - 27" sliding shower bar with hose and 3 function hand shower
- **EC.12.01** - Round brass elbow connector with 1/2" female NPT connection
- **TS.12.07** - 8" Brass tub spout

Available Handles



Moon (1) Crescent (2) Cross (3)

*Available Handle selection only for diverter and volume control handle

Available Finishes

- Chrome (CC)
- Matte Black (MB)
- Brushed Gold (BG)

(Model Pictured: Chrome)

Codes / Standards

- Uniform Plumbing Code (UPC®)
- ASME A112.18.1/CSA B125.1
- ASSE 1016

Warranty

- Limited Lifetime Warranty against all manufacturing defects to the original consumer purchaser (see full warranty for more details)



MOND

3-WAY THERMOSTATIC VALVE & TRIM

VT.MX.320

Description

- **VE.320** - 1/2" thermostatic valve with 3-way diverter
- **TM.MX.320** - Trim for 3-way thermostatic valve
- 4 positions

Flow Rate

- 6.1 gpm | 23 lpm | 60 psi

Cartridge

- CE.1401.TT - cartridge
- CE.1408.DR - diverter

Available Handles



Moon (1) Crescent (2) Cross (3)

Available Finishes

- Chrome (CC)
- Matte Black (MB)
- Brushed Gold (BG)

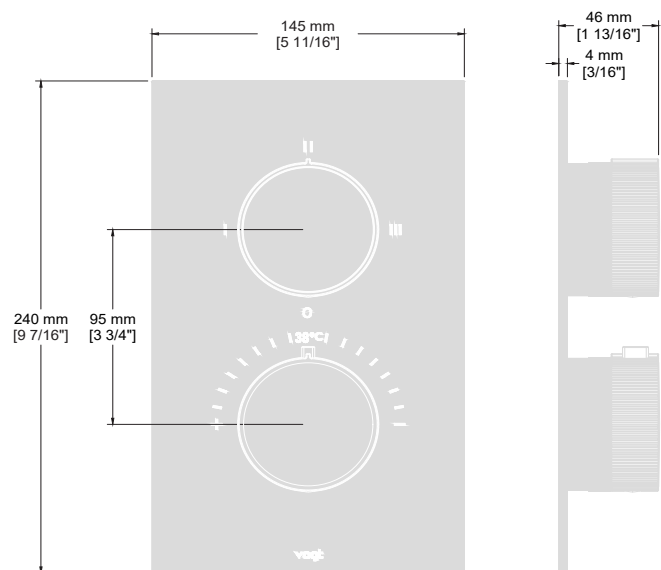
(Model Pictured: Chrome)

Codes / Standards

- Uniform Plumbing Code (UPC®)
- ASME A112.18.1/CSA B125.1

Warranty

- Limited lifetime warranty
(see full warranty for details)



2-WAY THERMOSTATIC VALVE

VE.320

Description

- Valve with thermostatic cartridge and 3-way diverter
- ½" male NPT connections

Flow Rate

- 6.1 gpm | 23 lpm | 60 psi

Cartridge

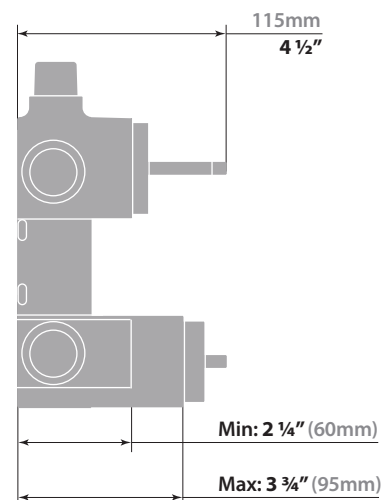
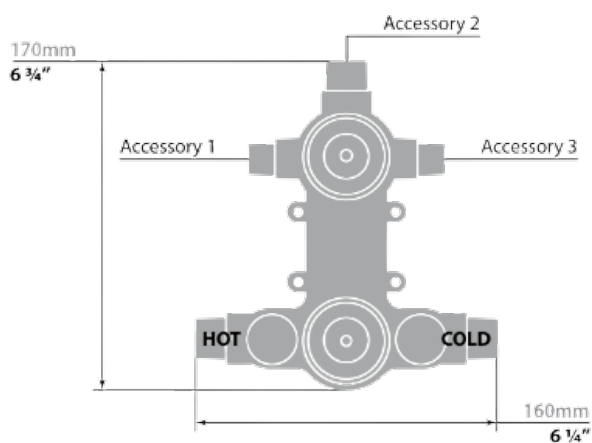

- CE.1401.TT - cartridge
- CE.1408.DR - diverter

Warranty

- Limited lifetime warranty (see full warranty for details)

Codes / Standards

- Uniform Plumbing Code (UPC®)
- ASME A112.18.1/CSA B125.1



16" WALL ARM

WA.12.16

Description

- 16" wall mount shower arm with 1/2" female NPT connection
- Round pipe with round plate

Available Finishes

- Chrome (CC)
- Matte Black (MB)
- Brushed Gold (BG)

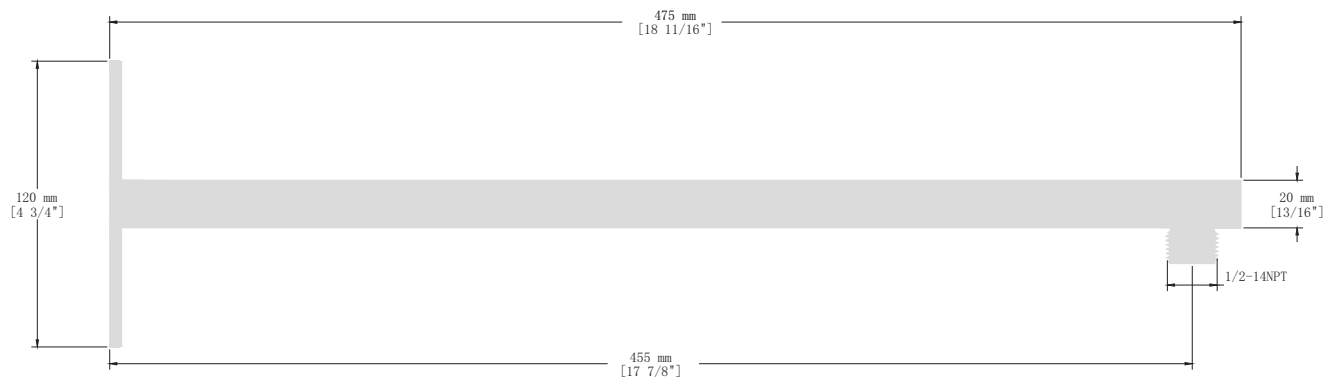

(Model Pictured: Chrome)

Warranty

- Limited lifetime warranty
(see full warranty for details)

Codes / Standards

- Uniform Plumbing Code (UPC®)
- ASME A112.18.1/CSA B125.1



8" ROUND SHOWER HEAD

SH.12.1010

Description

- 10" round shower head
- Anti-limestone technology

Flow Rate

- 2.0 gpm | 7.6 lpm | 60 psi

Available Finishes

- Chrome (CC)
- Matte Black (MB)
- Brushed Gold (BG)

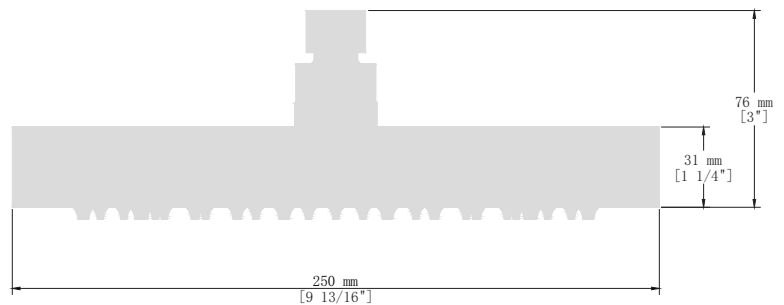
(Model Pictured: Chrome)

Warranty

- Limited lifetime warranty
(see full warranty for details)

Codes / Standards

- Uniform Plumbing Code (UPC®)
- ASME A112.18.1/CSA B125.1



MOND SLIDING SHOWER BAR

BH.12.03

Description

- Sliding shower bar with hose and 3 function hand shower (HS.03.03)

Flow Rate

- 2.0 gpm | 7.6 lpm | 60 psi

Available Finishes

- Chrome (CC)
- Matte Black (MB)
- Brushed Gold (BG)

(Model Pictured: Chrome)

Codes / Standards

- Uniform Plumbing Code (UPC®)
- ASME A112.18.1/CSA B125.1

Warranty

- Limited lifetime warranty
(see full warranty for details)



ROUND WALL SUPPLY ELBOW

EC.02.01

Description

- Round brass elbow connector with 1/2" female NPT connection

Available Finishes

- Chrome (CC)
- Matte Black (MB)
- Brushed Gold (BG)

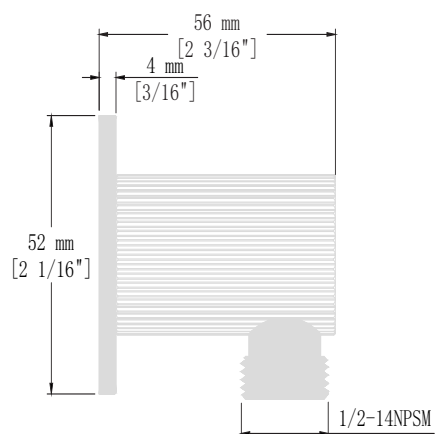
(Model Pictured: Chrome)

Warranty

- Limited lifetime warranty (see full warranty for details)

Codes / Standards

- Uniform Plumbing Code (UPC®)
- ASME A112.18.1/CSA B125.1



MOND TUB SPOUT

TS.12.07

Description

- Brass tub spout with 1/2" female NPT connection

Available Finishes

- Chrome (CC)
- Matte Black (MB)
- Brushed Gold (BG)

(Model Pictured: Chrome)

Codes / Standards

- Uniform Plumbing Code (UPC®)
- ASME A112.18.1/CSA B125.1
- ASSE 1016

Warranty

- Limited lifetime warranty
(see full warranty for details)

