



The iconic mid-light women's scoop neck t-shirt

Medium Fit XS → XXL 155 GSM

Description

Set-in sleeve
Self fabric inserted neck binding
Inside back neck tape in self fabric
Narrow twin needle topstitch at sleeve cuff and hem

Composition

Shell - Single Jersey
100% Cotton - Organic Ring Spun Combed - 155.0 GSM
Fabric washed

Care instruction

Wash similar colours together, no ironing on print, wash and iron inside out.



Country of origin


Weaving : Bangladesh
Dyeing : Bangladesh
Assembly : Bangladesh




Whites



Colors



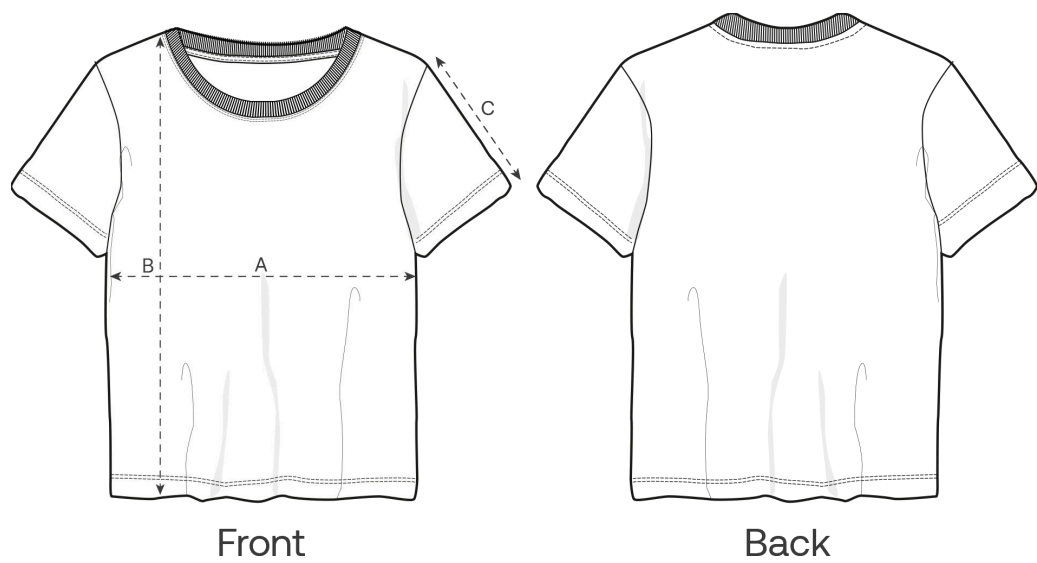
Essential Heathers



Special Heathers



Size Guide



Measurement in cm	XS	S	M	L	XL	XXL
A - Half Chest	47	50	53	56	59	63
B - Body Length	59	62	64	66	68	70
C - Sleeve Length	17	17.5	18	18.5	19	19.5

Packing

Sizes	XS	S	M	L	XL	XXL
Pieces / bag	5	5	5	5	5	5
Pieces / box	100	100	100	100	100	100